



US00D749293S

(12) **United States Design Patent**
Demas et al.

(10) **Patent No.:** **US D749,293 S**
(45) **Date of Patent:** **** Feb. 16, 2016**

- (54) **INFINITY SCARF ACCESSORY**
- (71) Applicant: **Scarf M8, LLC**, St. Peters, MO (US)
- (72) Inventors: **Jan Demas**, St. Peters, MO (US);
Chelsea Demas, St. Charles, MO (US);
Phil Lesmeister, St. Charles, MO (US)
- (73) Assignee: **Scarf M8, LLC**, St. Peters, MO (US)
- (**) Term: **14 Years**
- (21) Appl. No.: **29/503,373**
- (22) Filed: **Sep. 25, 2014**
- (51) **LOC (10) Cl.** **02-99**
- (52) **U.S. Cl.**
USPC **D2/500**
- (58) **Field of Classification Search**
USPC D2/500, 501, 503, 508; D11/200, 202,
D11/204; D30/160
CPC A41D 23/00; A41D 2023/008
See application file for complete search history.

D403,618 S *	1/1999	Fildan	D11/210
D447,317 S *	9/2001	Webb	D2/500
D455,980 S *	4/2002	Fildan	D11/200
D507,685 S *	7/2005	Nazimek	119/707
7,096,511 B2 *	8/2006	Cohen	A41D 15/00 2/206
D655,057 S *	2/2012	Blair	D1/199
D657,713 S *	4/2012	Campbell	D11/202
D662,675 S *	6/2012	Siklosi	D30/160
D695,995 S *	12/2013	Kim	D2/500
8,782,816 B2 *	7/2014	Bielobocky	A41D 23/00 2/207
2012/0210492 A1	8/2012	Bielobocky		
2012/0291214 A1	11/2012	Garner		
2013/0047316 A1 *	2/2013	Gillan	A44C 15/005 2/207
2015/0181983 A1 *	7/2015	Fox	A43C 19/00 132/200

* cited by examiner

Primary Examiner — Karen E. Eldridge Powers
Assistant Examiner — Jasmine Mlinarcik
(74) *Attorney, Agent, or Firm* — Lewis Rice LLC

(57) **CLAIM**
The ornamental design for an infinity scarf accessory, as shown and described.

(56) **References Cited**

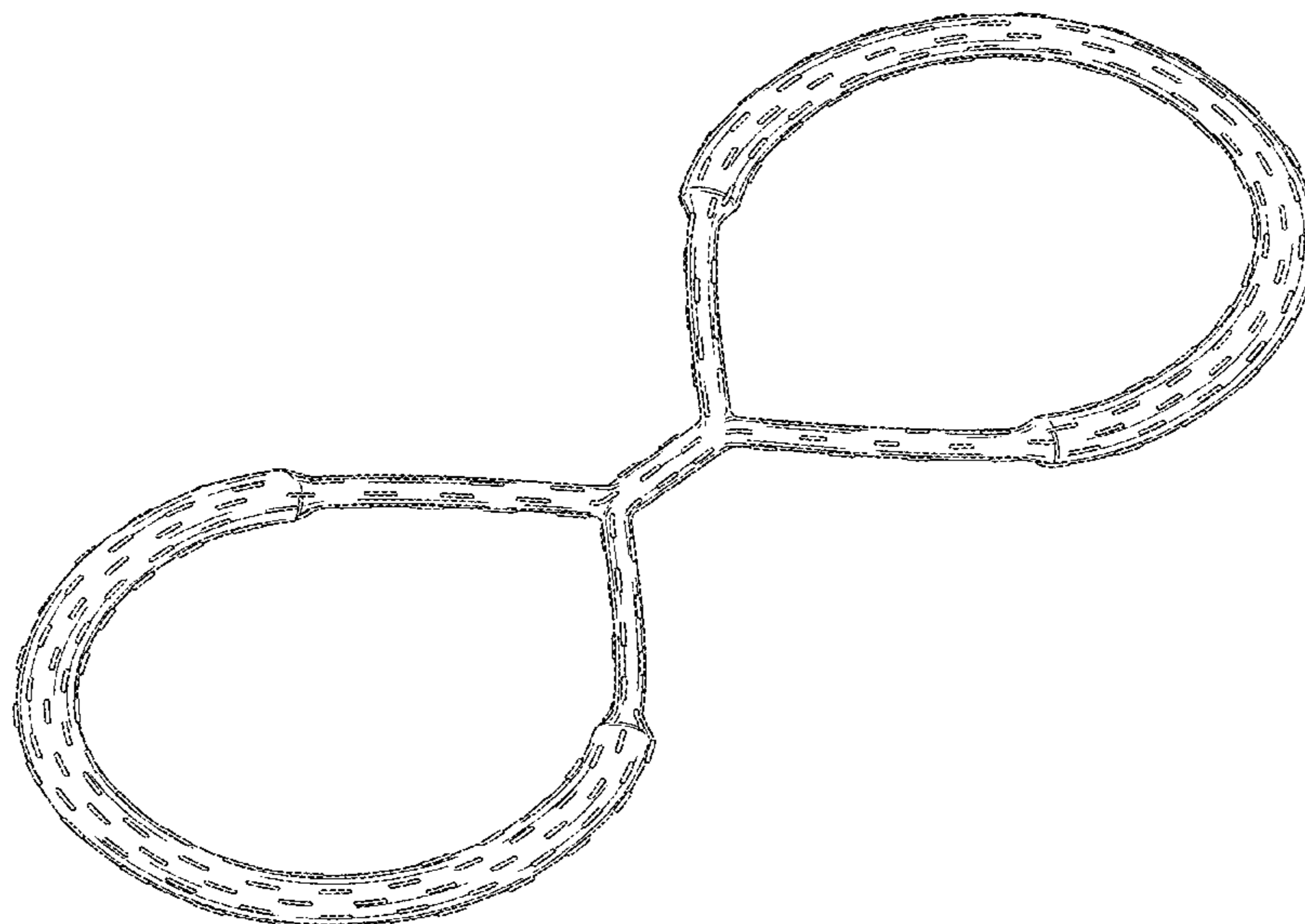
U.S. PATENT DOCUMENTS

1,830,791 A *	11/1931	Guinzburg	A41F 9/002 2/338
D116,276 S *	8/1939	Baer	D11/218
4,532,410 A *	7/1985	Wehmeyer	A41D 23/00 219/211
4,723,325 A *	2/1988	Perry	A41D 20/00 2/181
5,233,704 A	8/1993	Booher		
5,291,616 A	3/1994	Lamons		
D357,646 S *	4/1995	Movizzo	D11/202
5,692,243 A	12/1997	Chang		

DESCRIPTION

FIG. 1 provides a front-left perspective view of an infinity scarf accessory.
FIG. 2 provides a top plan view of an infinity scarf accessory, the bottom view being the same.
FIG. 3 provides a front elevation view of an infinity scarf accessory, the back view being the same; and,
FIG. 4 provides a left side elevation view of an infinity scarf accessory, the right side view being the same.

1 Claim, 4 Drawing Sheets



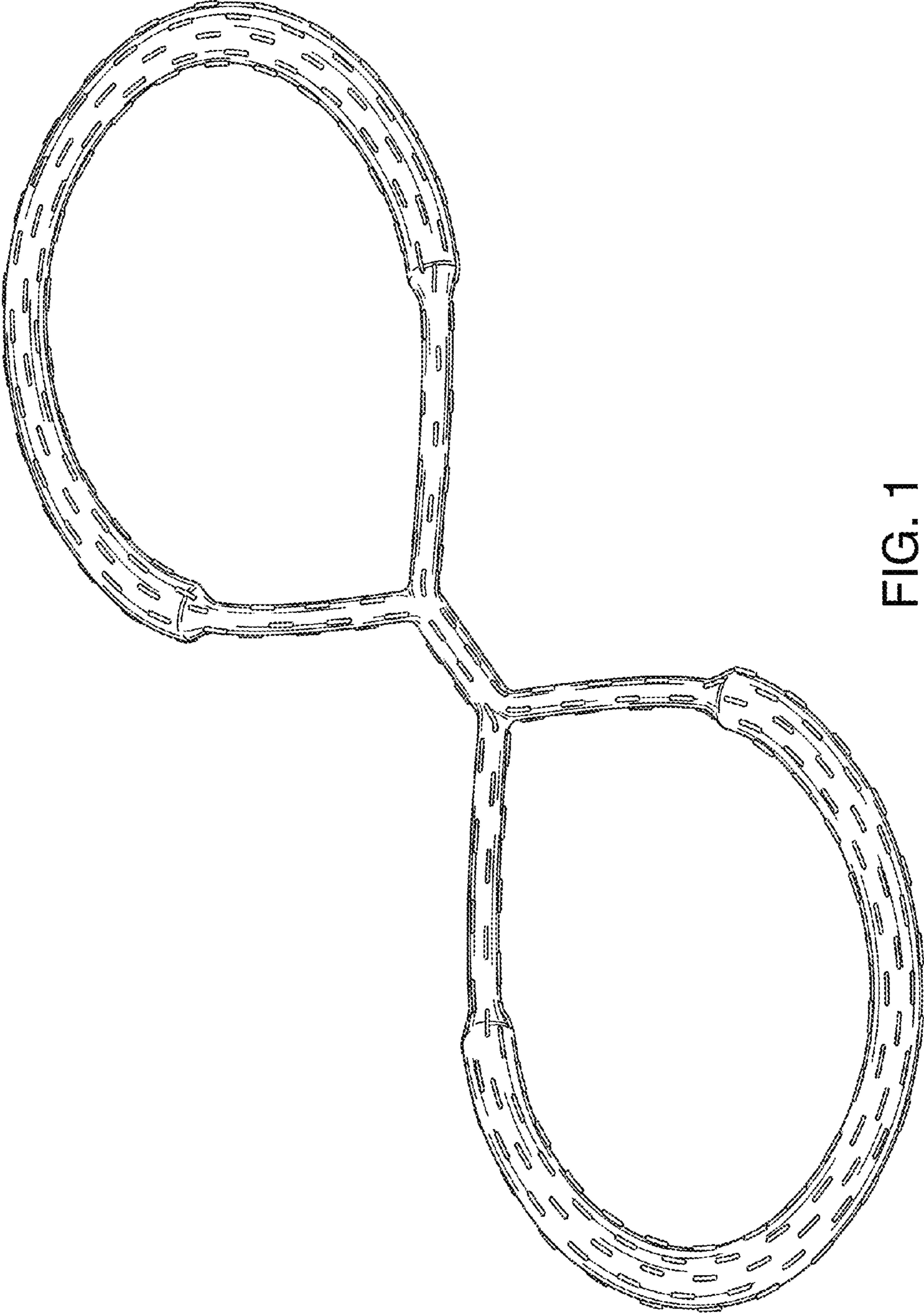


FIG. 1

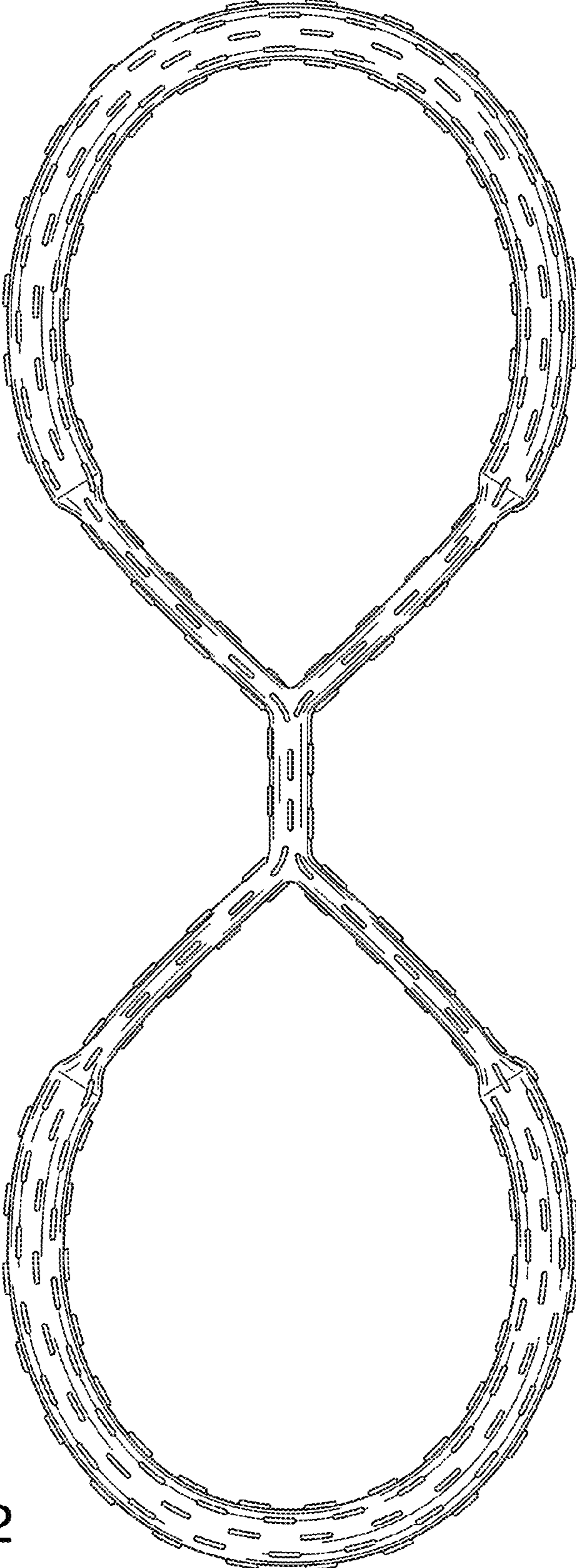


FIG. 2



FIG. 3

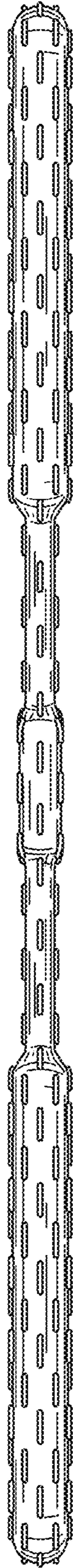


FIG. 4