



US00D749266S

(12) **United States Design Patent**  
**Go**

(10) **Patent No.:** **US D749,266 S**

(45) **Date of Patent:** **\*\* Feb. 9, 2016**

(54) **RAZOR HANDLE**

(71) Applicant: **Dorco Co., Ltd.**, Seoul (KR)

(72) Inventor: **Woogyong Go**, Seoul (KR)

(73) Assignee: **Dorco Co., Ltd.**, Seoul (KR)

(\*\*) Term: **14 Years**

(21) Appl. No.: **29/503,744**

(22) Filed: **Sep. 29, 2014**

(30) **Foreign Application Priority Data**

Apr. 30, 2014 (KR) ..... 30-2014-0021802

(51) **LOC (10) Cl.** ..... **28-03**

(52) **U.S. Cl.**  
USPC ..... **D28/48**

(58) **Field of Classification Search**  
USPC ..... D28/44-48  
CPC ..... B26B 21/00-21/06; B26B 21/08-21/38;  
B26B 21/40; B26B 21/52-21/60

See application file for complete search history.

(56) **References Cited**

U.S. PATENT DOCUMENTS

D566,896 S *	4/2008	Jung	.....	D28/46
D624,700 S *	9/2010	Jung	.....	D28/46
D669,221 S *	10/2012	Otsuka	.....	D28/48
D729,454 S *	5/2015	Provost	.....	D28/48
D731,709 S *	6/2015	Provost	.....	D28/48

\* cited by examiner

*Primary Examiner* — Jennifer Rivard

(74) *Attorney, Agent, or Firm* — Perkins Coie LLP

(57) **CLAIM**

The ornamental design for a razor handle, as shown and described.

**DESCRIPTION**

FIG. 1 is a perspective view of a razor handle showing my new design;  
FIG. 2 is a left side view of the razor handle;  
FIG. 3 is a right side view of the razor handle;  
FIG. 4 is a front view of the razor handle;  
FIG. 5 is a rear view of the razor handle;  
FIG. 6 is a top-down view of the razor handle; and,  
FIG. 7 is a bottom-up view of the razor handle.  
The broken lines illustrate the environment of the razor handle and form no part of the claimed design.

**1 Claim, 2 Drawing Sheets**

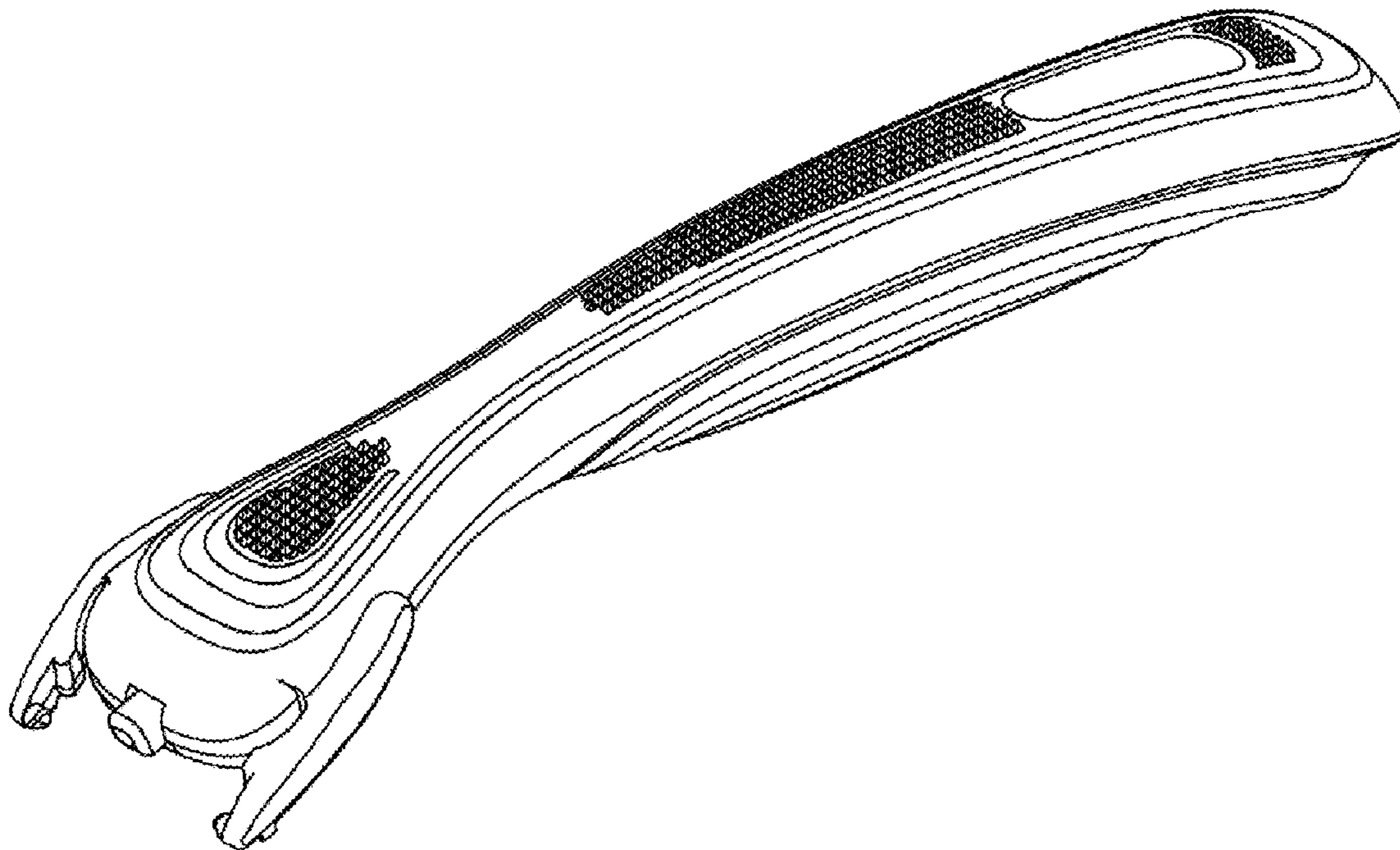


Fig. 1

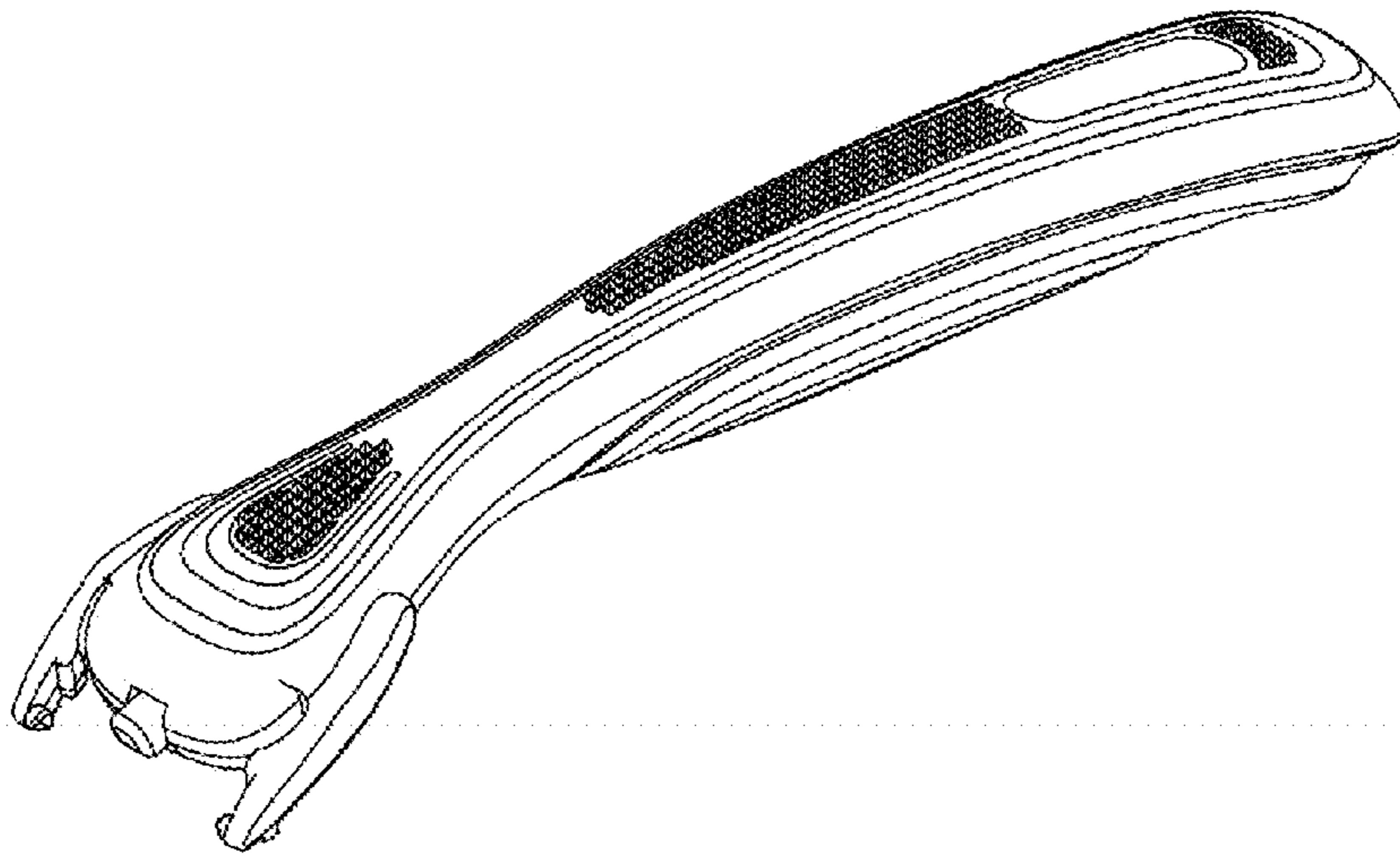


Fig. 2




Fig. 3




Fig.4

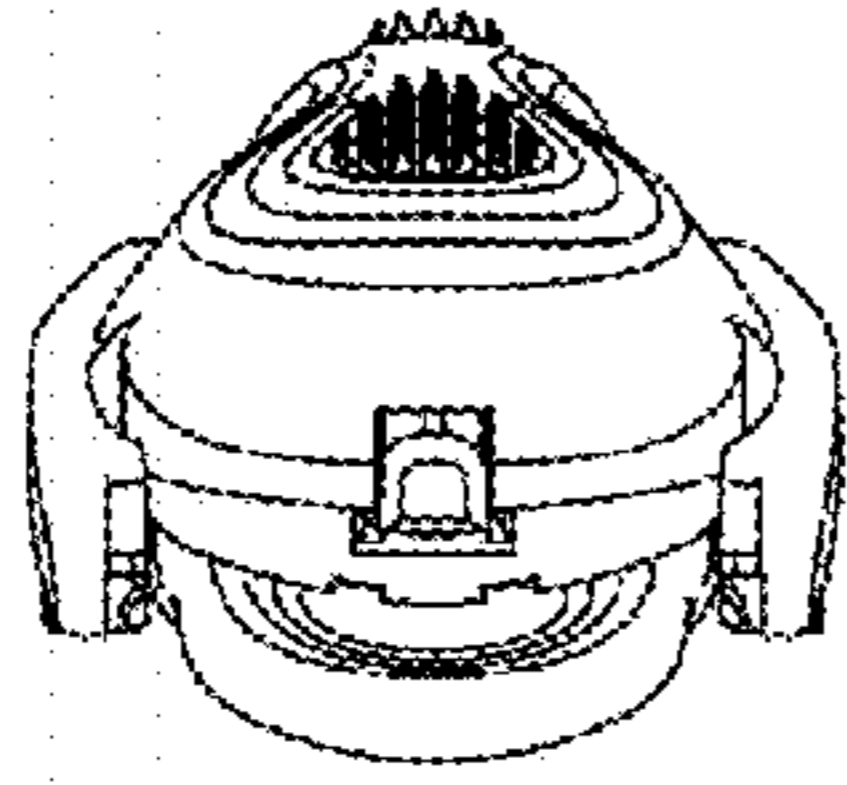


Fig.5

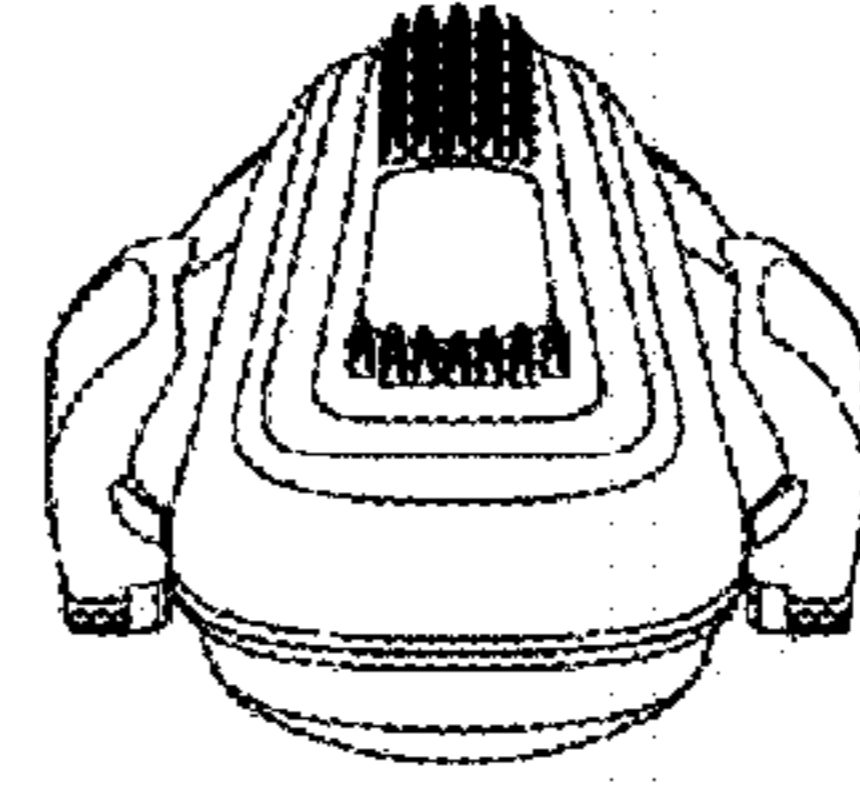


Fig.6

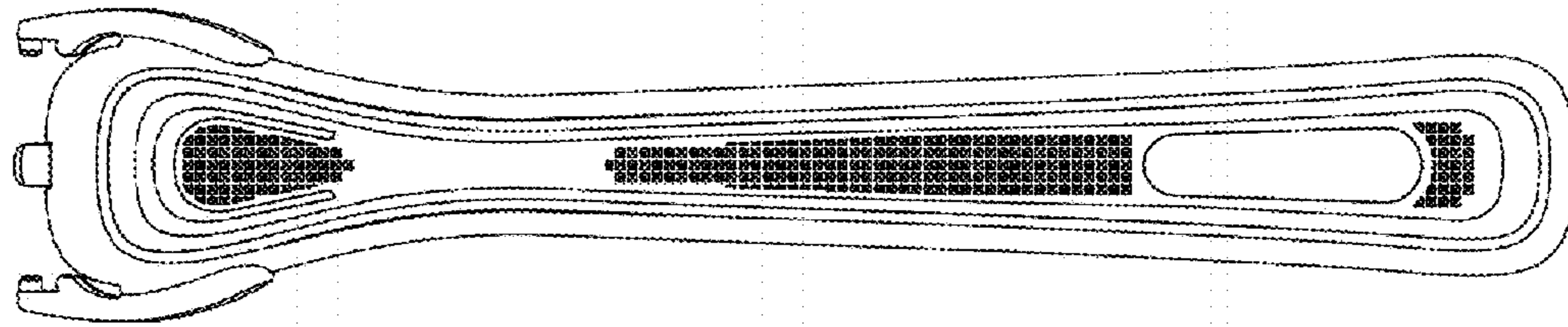


Fig.7

