



US00D749251S

(12) **United States Design Patent**
Nakahara

(10) **Patent No.:** **US D749,251 S**
(45) **Date of Patent:** **** Feb. 9, 2016**

(54) **FRONT COMBINATION LAMP FOR AUTOMOBILES**

D675,352 S 1/2013 Akojima
D675,759 S 2/2013 Wada
D677,813 S 3/2013 Hanaoka

(71) Applicant: **HONDA MOTOR CO., LTD.**, Tokyo (JP)

FOREIGN PATENT DOCUMENTS

(72) Inventor: **Jun Nakahara**, Wako (JP)

JP 1445385 S 7/2012
JP 1452256 S 10/2012
JP 1452383 S 10/2012
JP 1488374 S 1/2014
JP 1505287 S 8/2014
JP 1505487 S 8/2014

(73) Assignee: **HONDA MOTOR CO., LTD.**, Tokyo (JP)

(**) Term: **14 Years**

OTHER PUBLICATIONS

(21) Appl. No.: **29/511,739**

Official Communication dated Jan. 28, 2015, issued in corresponding Japanese Patent Application No. 2014-012788 (1 page).

(22) Filed: **Dec. 12, 2014**

* cited by examiner

(30) **Foreign Application Priority Data**

Jun. 13, 2014 (JP) 2014-012788

Primary Examiner — Marcus Jackson

(51) **LOC (10) Cl.** **26-06**

(74) *Attorney, Agent, or Firm* — Westerman, Hattori, Daniels & Adrian, LLP

(52) **U.S. Cl.**

USPC **D26/28**

(58) **Field of Classification Search**

USPC D26/28-36; 362/459-468, 475-478, 362/485-487

CPC F21S 48/00; F21S 48/10; F21S 48/115; F21S 48/225; F21S 48/1233; F21S 48/1266; F21S 48/1388; F21S 48/2268; F21V 21/04

See application file for complete search history.

(57) **CLAIM**

The ornamental design of a front combination lamp for automobiles, as shown and described.

DESCRIPTION

FIG. 1 is a front view of the front combination lamp for automobiles showing my new design; FIG. 2 is a plan view of the front combination lamp; FIG. 3 is a right side view of the front combination lamp; and, FIG. 4 is a front perspective view of the front combination lamp as seen from the right upper side.

The broken lines illustrate environmental structure only and form no part of the claimed design.

(56) **References Cited**

U.S. PATENT DOCUMENTS

D528,231 S * 9/2006 Ikeda D26/28
D528,686 S * 9/2006 Kato D26/28
D529,208 S * 9/2006 Ikeda D26/28
D535,409 S * 1/2007 Yamaguchi D26/28

1 Claim, 2 Drawing Sheets

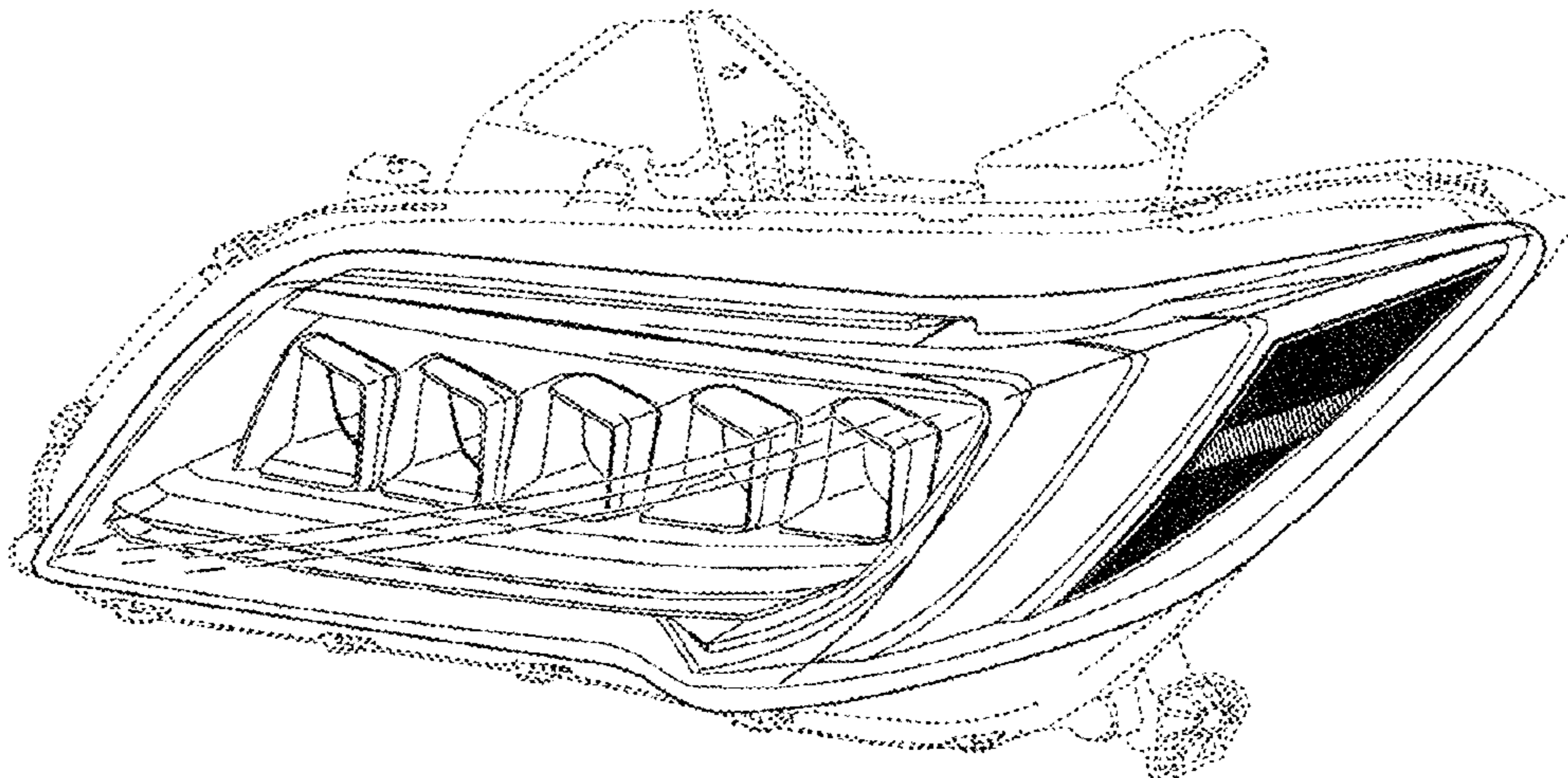


FIG.1

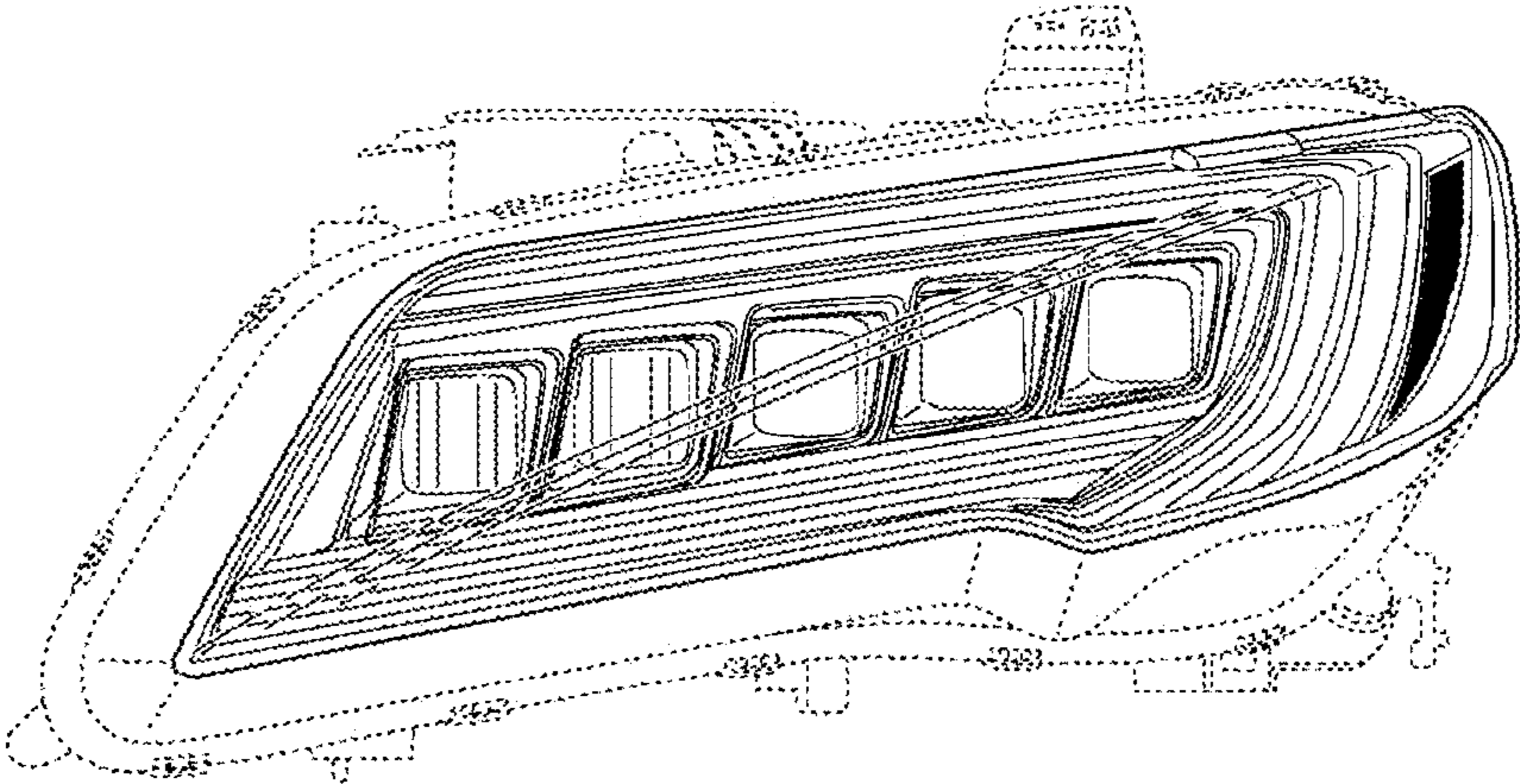


FIG.2

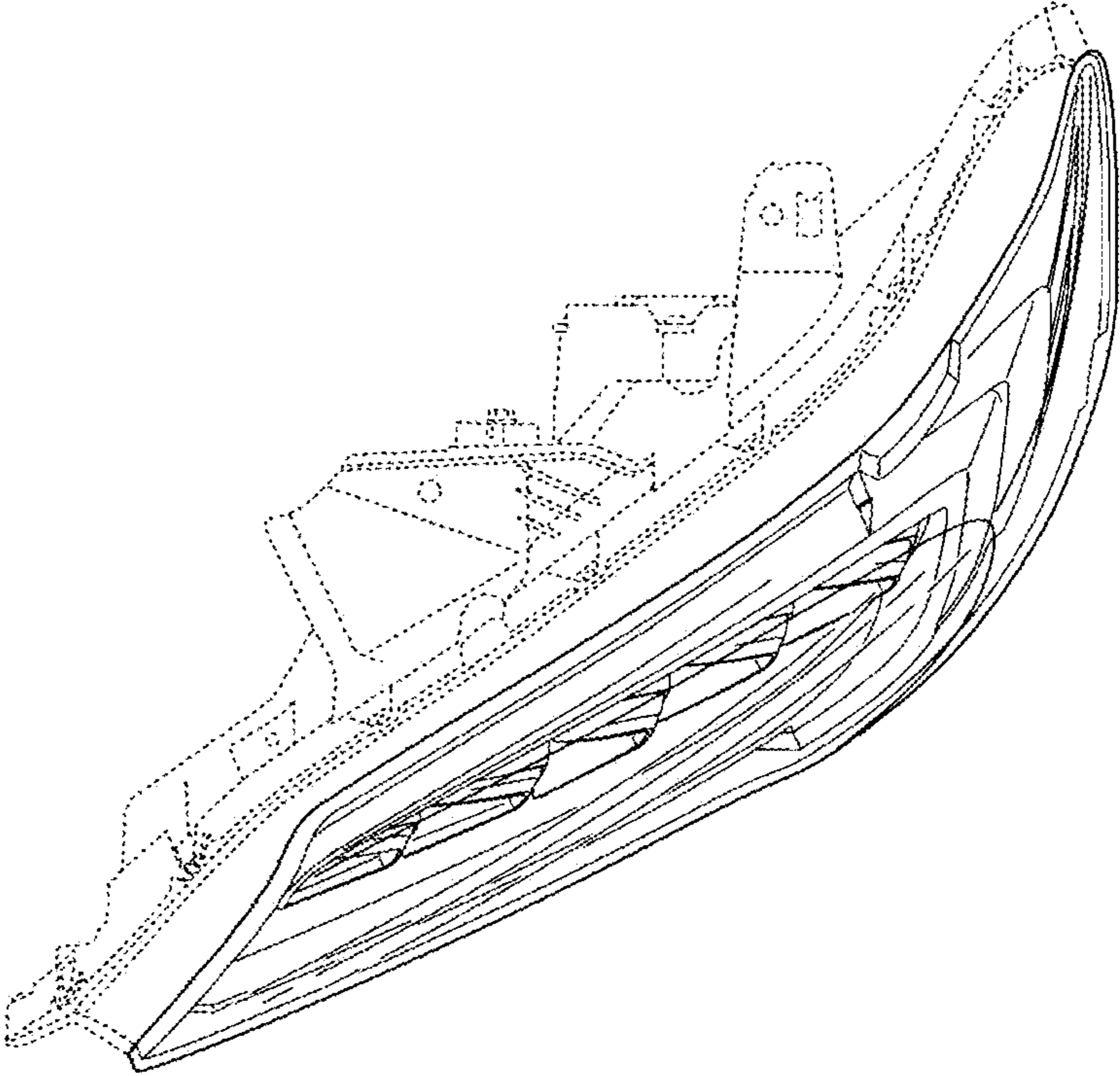


FIG.3

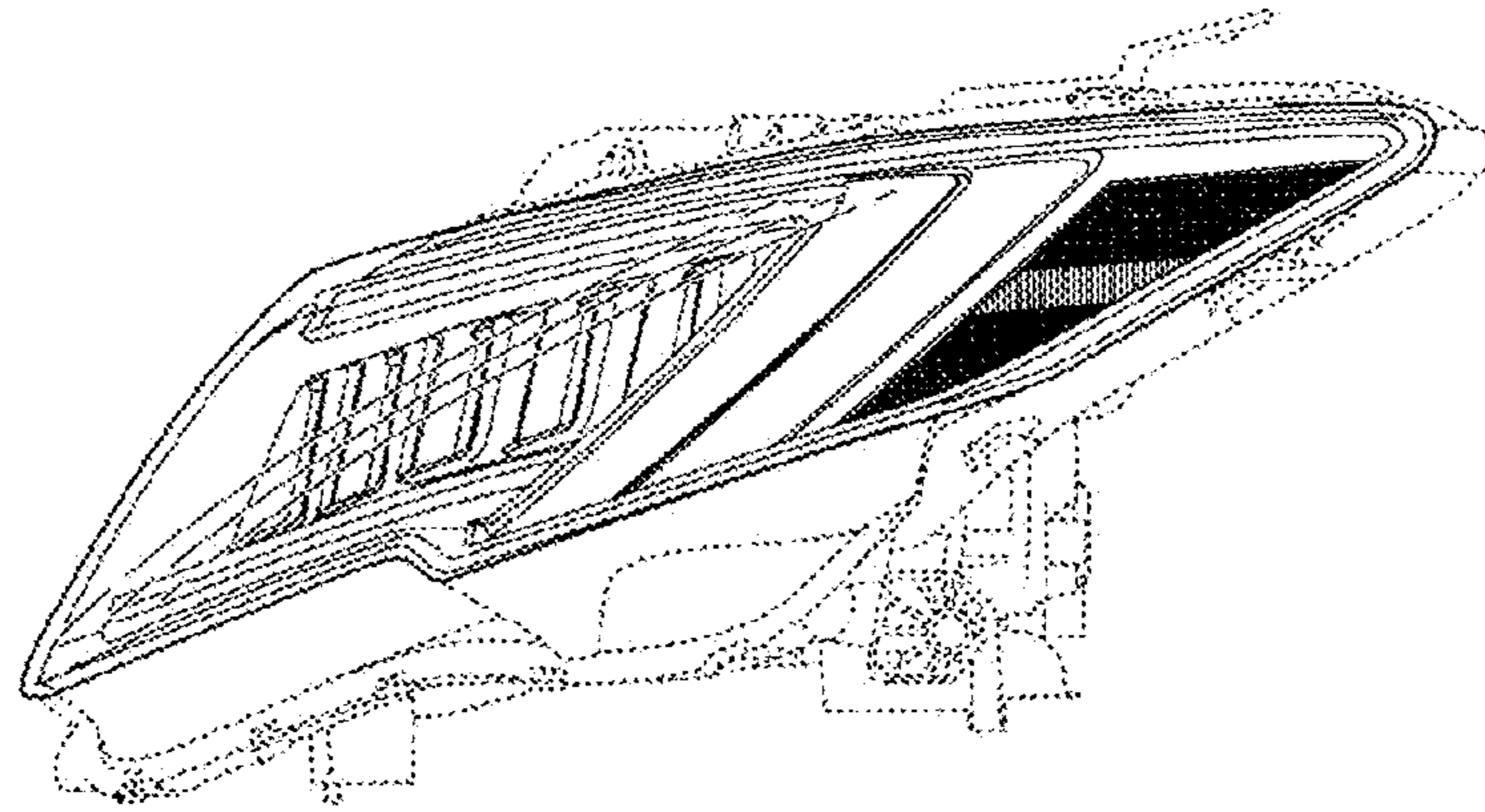


FIG.4

