



US00D749247S

(12) **United States Design Patent**
Han et al.

(10) **Patent No.:** **US D749,247 S**
(45) **Date of Patent:** **** Feb. 9, 2016**

(54) **REAR COMBINATION LAMP FOR
AUTOMOBILE**

(71) Applicant: **Kia Motors Corporation**, Seoul (KR)

(72) Inventors: **Jae Do Han**, Gyeonggi-Do (KR); **Seo Hee Ahn**, Gyeonggi-Do (KR)

(73) Assignee: **Kia Motors Corporation**, Seoul (KR)

(**) Term: **14 Years**

(21) Appl. No.: **29/474,299**

(22) Filed: **Aug. 5, 2014**

(30) **Foreign Application Priority Data**

Mar. 27, 2014 (KR) 30-2014-0015309

(51) **LOC (10) Cl.** **26-05**

(52) **U.S. Cl.**
USPC **D26/28**

(58) **Field of Classification Search**
USPC D26/28-36; 362/459-468, 475-478,
362/485, 486, 487
CPC B60Q 1/02; B60Q 1/04
See application file for complete search history.

(56) **References Cited**

U.S. PATENT DOCUMENTS

D637,743 S * 5/2011 Cho D26/28
D656,637 S * 3/2012 Choo D26/28
D703,350 S * 4/2014 Kim D26/28
D705,963 S * 5/2014 Sa D26/28

D706,964 S * 6/2014 Park D26/28
D708,374 S * 7/2014 Hirabayashi D26/28
D710,524 S * 8/2014 Hirabayashi D26/28
D720,871 S * 1/2015 Lim D26/28
D720,873 S * 1/2015 Lim D26/28
D727,547 S * 4/2015 Ha D26/28
D737,480 S * 8/2015 Park D26/28
D738,549 S * 9/2015 Gotschke D26/28

* cited by examiner

Primary Examiner — Ian Simmons

Assistant Examiner — Harold Blackwell, II

(74) *Attorney, Agent, or Firm* — Mintz Levin Cohn Ferris
Glovsky and Popeo, P.C.; Kongsik Kim

(57) **CLAIM**

The ornamental design for a rear combination lamp for auto-
mobile, as shown and described.

DESCRIPTION

FIG. 1 is a perspective view of a rear combination lamp for
automobile according to the present invention.

FIG. 2 is a front view of the rear combination lamp for
automobile of FIG. 1.

FIG. 3 is a rear view of the rear combination lamp for auto-
mobile of FIG. 1.

FIG. 4 is a left side view of the rear combination lamp for
automobile of FIG. 1.

FIG. 5 is a right side view of the rear combination lamp for
automobile of FIG. 1.

FIG. 6 is a top view of the rear combination lamp for auto-
mobile of FIG. 1; and,

FIG. 7 is a bottom view of the rear combination lamp for
automobile of FIG. 1.

1 Claim, 7 Drawing Sheets




FIG. 1




FIG. 2




FIG. 3




FIG. 4

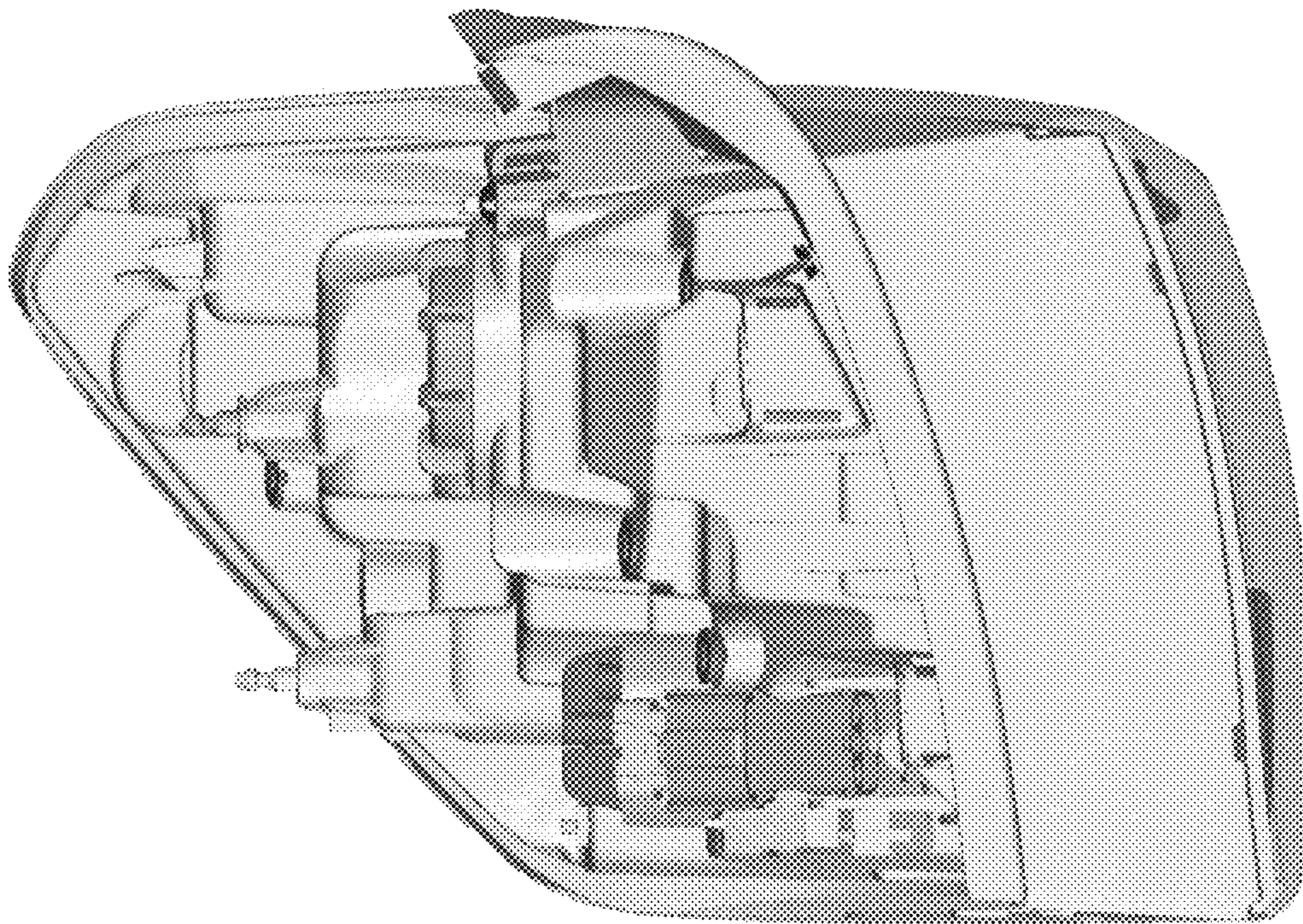


FIG. 5




FIG. 6




FIG. 7

