



US00D749246S

(12) **United States Design Patent**  
**Thole et al.**

(10) **Patent No.:** **US D749,246 S**  
(45) **Date of Patent:** **\*\* Feb. 9, 2016**

(54) **VEHICLE REAR TAILLAMP**  
(71) Applicant: **GM GLOBAL TECHNOLOGY OPERATIONS LLC**, Detroit, MI (US)  
(72) Inventors: **Louis D. Thole**, Grosse Pointe Park, MI (US); **Tyler L. H. Moffett**, Detroit, MI (US); **Alexandre Batista Da Silva Henriques**, Rochester Hills, MI (US)

D481,474 S \* 10/2003 Yang ..... D26/28  
D573,274 S \* 7/2008 Suzuki et al. .... D26/28  
D574,523 S \* 8/2008 Suzuki et al. .... D26/28  
D592,336 S \* 5/2009 Hsu ..... D26/28  
D625,033 S \* 10/2010 Hara ..... D26/28  
D661,830 S \* 6/2012 de Queiroz ..... D26/28  
D703,847 S \* 4/2014 MacKay ..... D26/28  
D718,479 S \* 11/2014 Lai ..... D26/28  
D731,099 S \* 6/2015 Thole et al. .... D26/28

(73) Assignee: **GM Global Technology Operations LLC**, Detroit, MI (US)  
(\*\*) Term: **14 Years**

**OTHER PUBLICATIONS**  
Loeb, Niels, Vehicle Rearlight, Design U.S. Appl. No. 29/457,761, filed Jun. 12, 2013, 4 pages.  
Loeb, Niels, Vehicle Rearlight, Design U.S. Appl. No. 29/457,762, filed Jun. 12, 2013, 4 pages.

(21) Appl. No.: **29/473,980**  
(22) Filed: **Nov. 27, 2013**  
(51) **LOC (10) Cl.** ..... **26-06**  
(52) **U.S. Cl.**  
USPC ..... **D26/28**  
(58) **Field of Classification Search**  
USPC ..... D26/28-36; 362/459-468, 475-478, 362/485-487  
CPC ..... B60Q 1/0041; B60Q 1/26; B60Q 1/30; B60Q 11/007; B60Q 1/04; B60Q 1/2696; F21S 48/215  
See application file for complete search history.

\* cited by examiner  
*Primary Examiner* — Wan Laymon  
(74) *Attorney, Agent, or Firm* — Reising Ethington P.C.

(56) **References Cited**  
U.S. PATENT DOCUMENTS

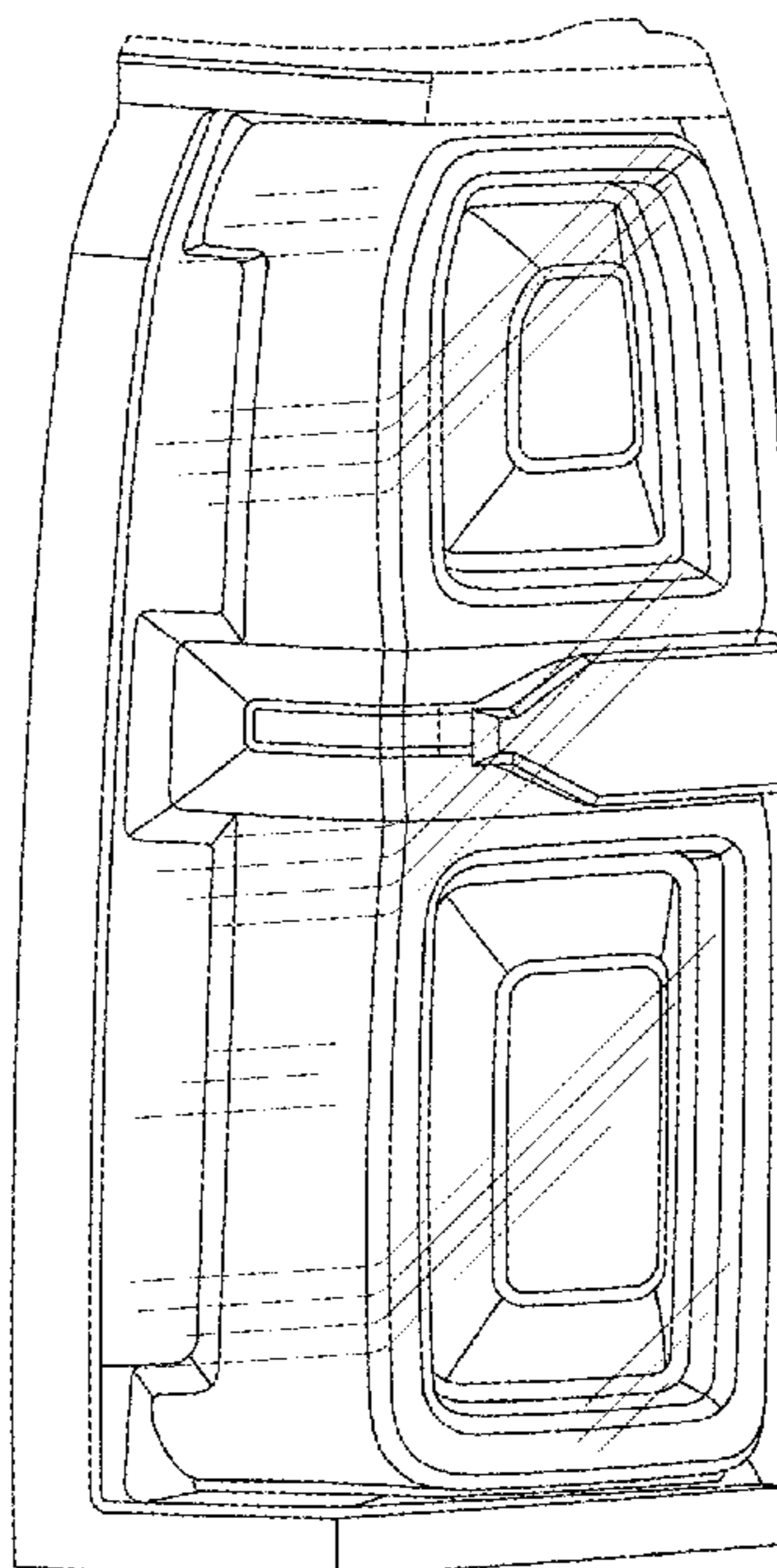
(57) **CLAIM**  
The ornamental design for a vehicle rear taillamp, as shown and described.

D470,259 S \* 2/2003 Horowitz ..... D26/28  
D472,996 S \* 4/2003 Horowitz ..... D26/28

**DESCRIPTION**

FIG. 1 is a perspective view of a vehicle rear taillamp; FIG. 2 is a front view of the vehicle rear taillamp; FIG. 3 is a side view of the vehicle rear taillamp; and, FIG. 4 is a top view of the vehicle rear taillamp. The broken lines shown in the figures are included for the purpose of illustrating portions of the vehicle rear taillamp and form no part of the claimed design.

**1 Claim, 2 Drawing Sheets**



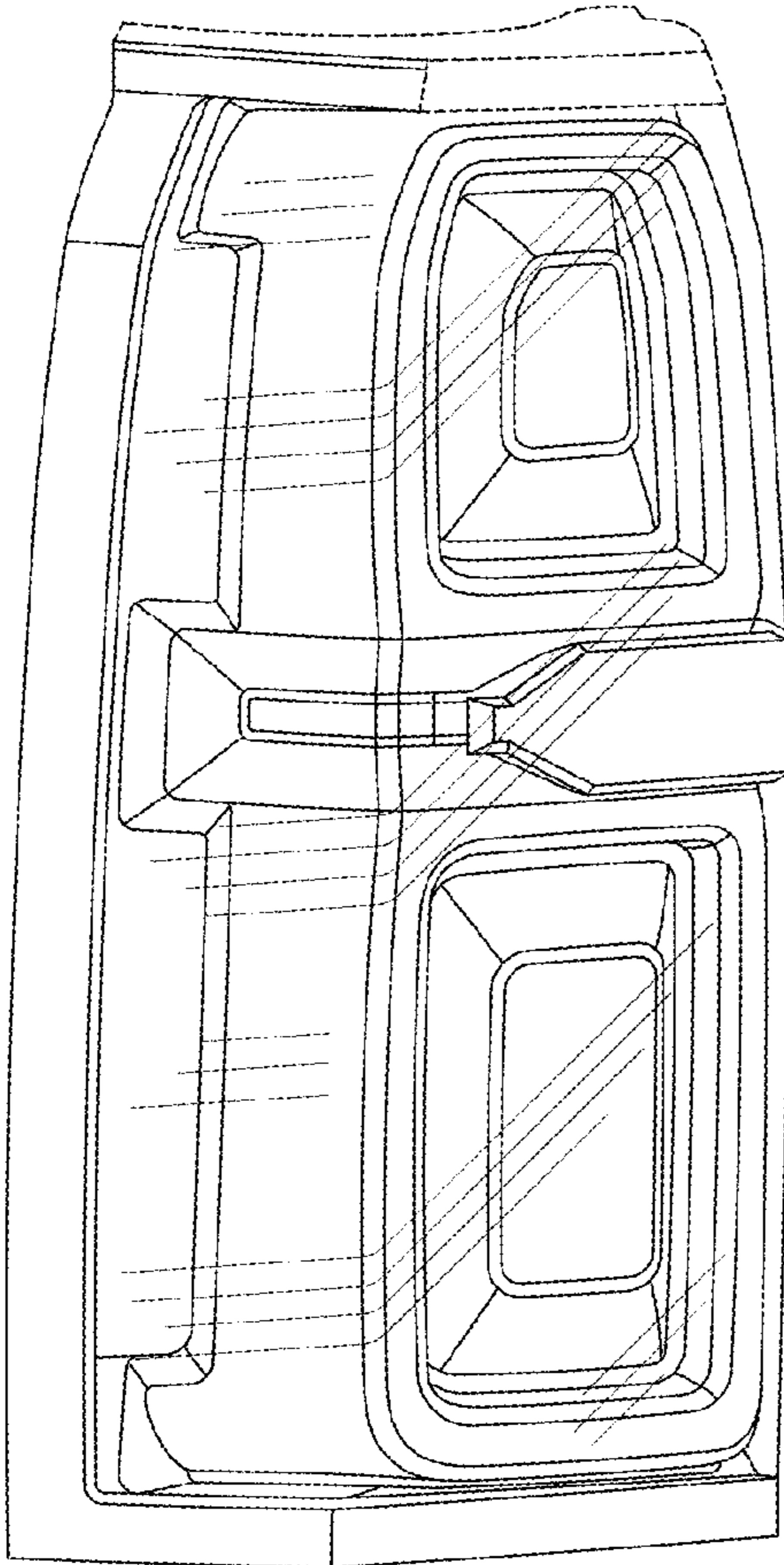


Fig-1

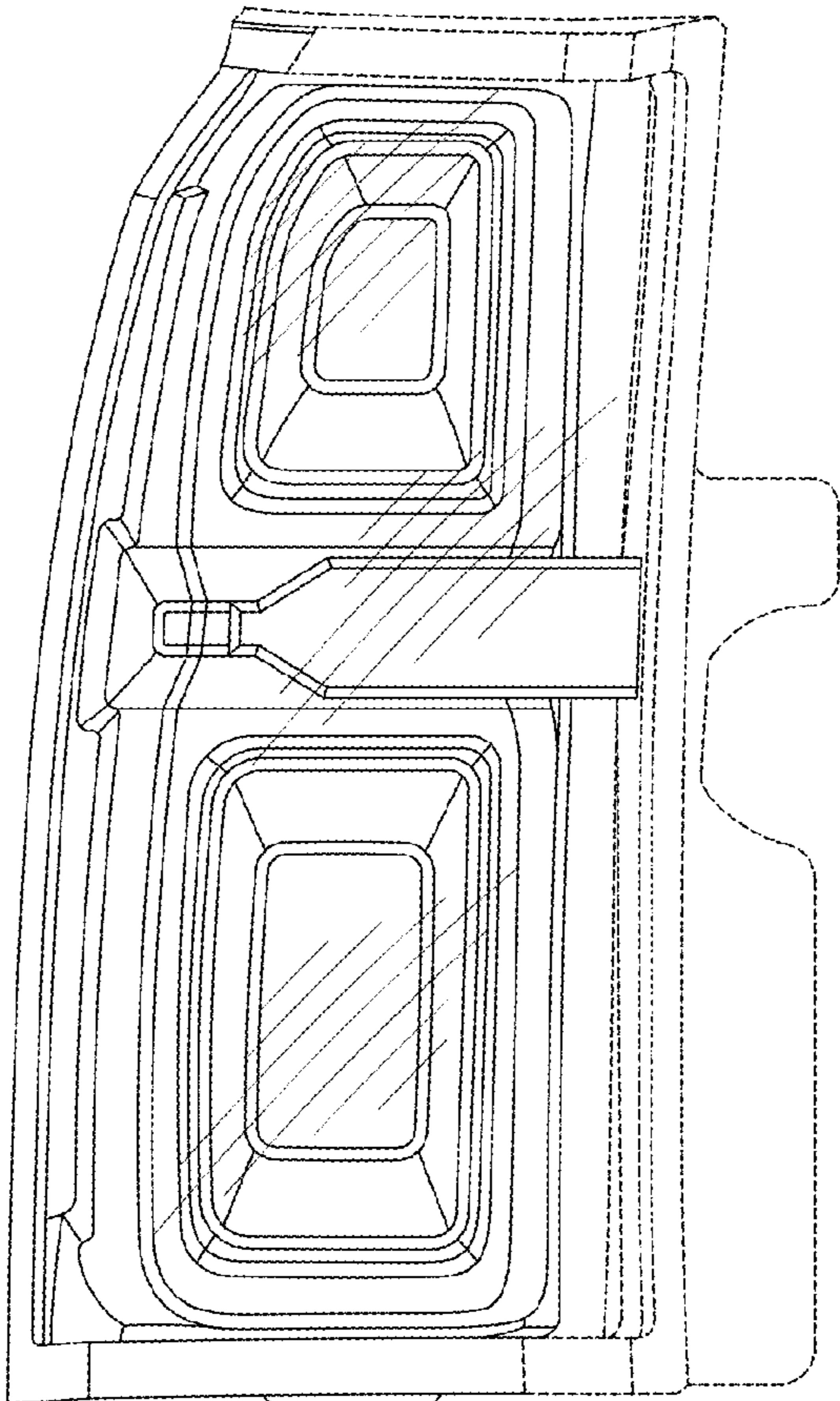


Fig-2

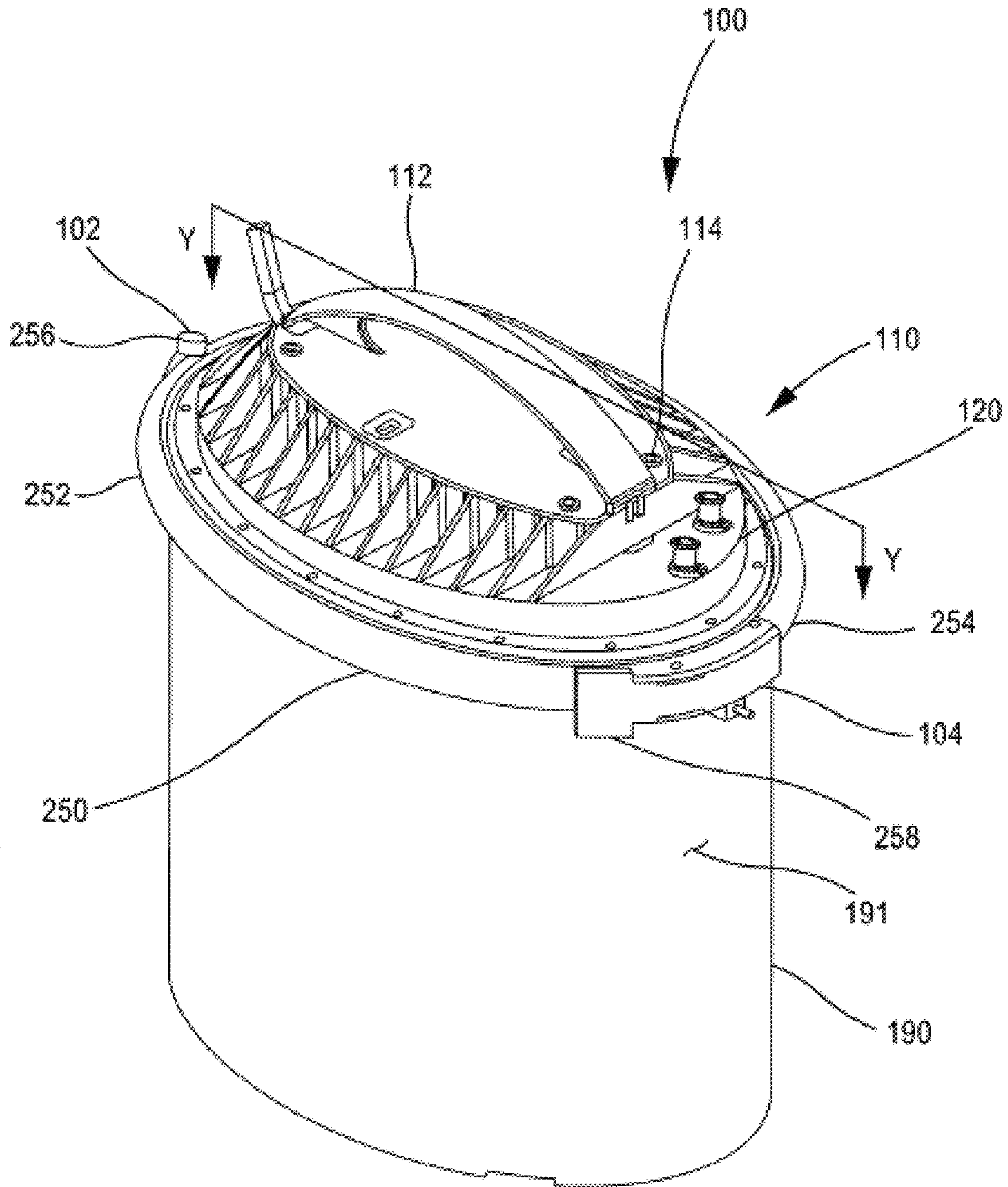


FIG. 2