



US00D749242S

(12) **United States Design Patent**  
**Hwang et al.**

(10) **Patent No.:** **US D749,242 S**  
(45) **Date of Patent:** **\*\* Feb. 9, 2016**

(54) **LENS FOR LED BULB**

(71) Applicant: **Samsung Electronics Co., Ltd.**,  
Suwon-si (KR)  
(72) Inventors: **Won-Chul Hwang**, Seoul (KR); **Hwan-  
Woong Choi**, Seoul (KR)  
(73) Assignee: **SAMSUNG ELECTRONICS CO.,  
LTD.** (KR)

(\*\*) Term: **14 Years**  
(21) Appl. No.: **29/501,966**  
(22) Filed: **Sep. 10, 2014**

(30) **Foreign Application Priority Data**  
Mar. 14, 2014 (KR) ..... 30-2014-0012953  
(51) **LOC (10) Cl.** ..... **26-06**  
(52) **U.S. Cl.**  
USPC ..... **D26/2**  
(58) **Field of Classification Search**  
USPC ..... D26/1-4; 313/313, 315, 316, 317, 318,  
313/493; 315/52, 53, 56, 57, 58  
CPC ..... H01J 5/48; H01J 5/50; H01J 19/54;  
F21V 5/00  
See application file for complete search history.

(56) **References Cited**

U.S. PATENT DOCUMENTS

D542,943 S *	5/2007	Wang .....	D26/2
D544,110 S *	6/2007	Hooker .....	D26/2
D546,980 S *	7/2007	Lo .....	D26/2
D549,854 S *	8/2007	Takahashi .....	D26/2
D566,300 S *	4/2008	Lo .....	D26/2
D582,579 S *	12/2008	Tsai .....	D26/2
D587,383 S *	2/2009	Wei .....	D26/2
D667,571 S *	9/2012	Zhang .....	D26/2

\* cited by examiner

*Primary Examiner* — Marcus Jackson  
(74) *Attorney, Agent, or Firm* — Cantor Colburn LLP

(57) **CLAIM**

The ornamental design for a lens for LED bulb, as shown and described.

**DESCRIPTION**

FIG. 1 is a front perspective view of a lens for LED bulb, showing our new design;  
FIG. 2 is a front view thereof;  
FIG. 3 is a rear view thereof;  
FIG. 4 is a side view thereof;  
FIG. 5 is a another side view thereof;  
FIG. 6 is a top view thereof;  
FIG. 7 is a bottom view thereof;  
FIG. 8 is a cross-sectional view taken along line 8-8 thereof in FIG. 2; and,  
FIG. 9 is a rear perspective view thereof.  
The broken lines are for environmental purpose only and form no part of the claimed design.

**1 Claim, 9 Drawing Sheets**

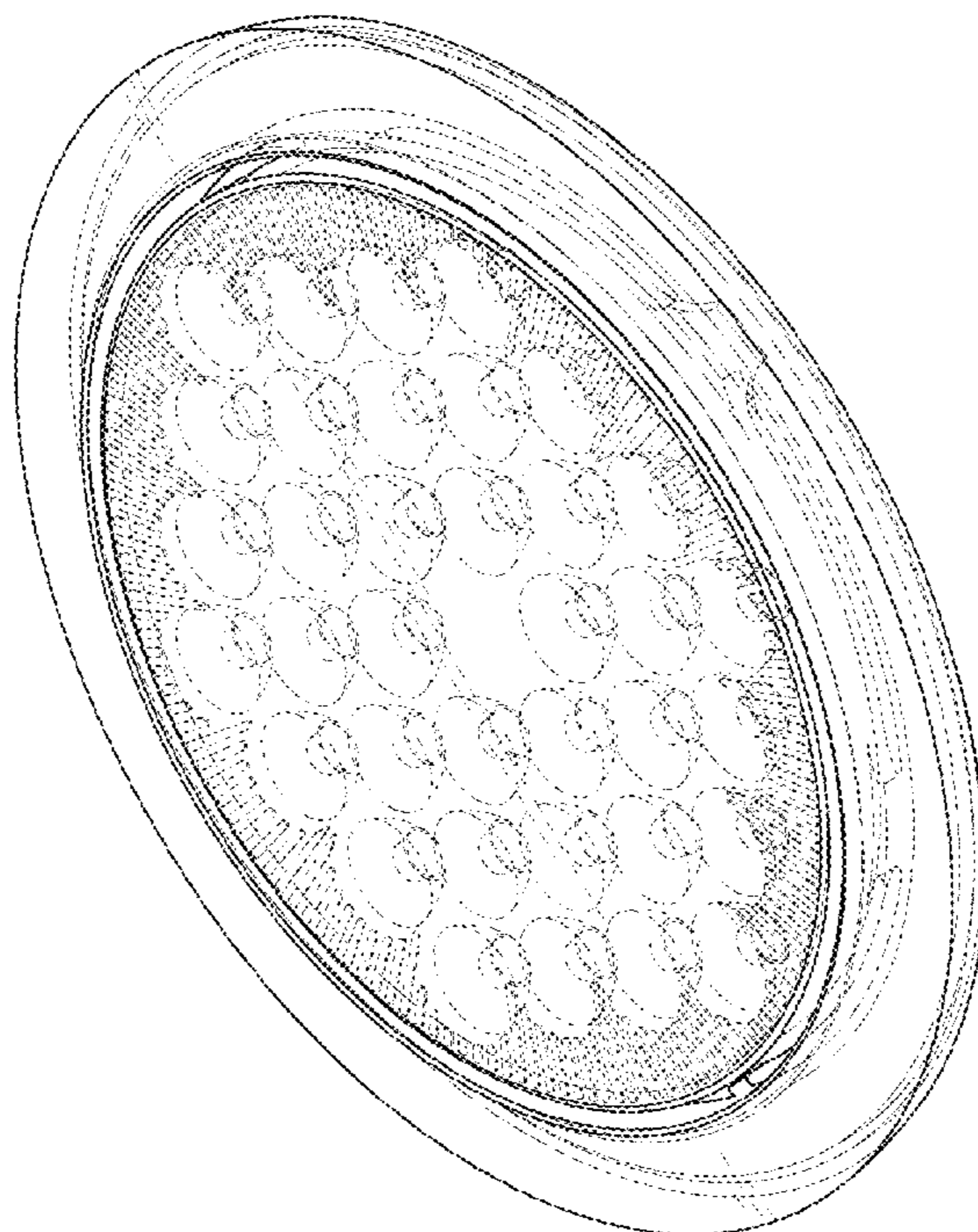


FIG. 1

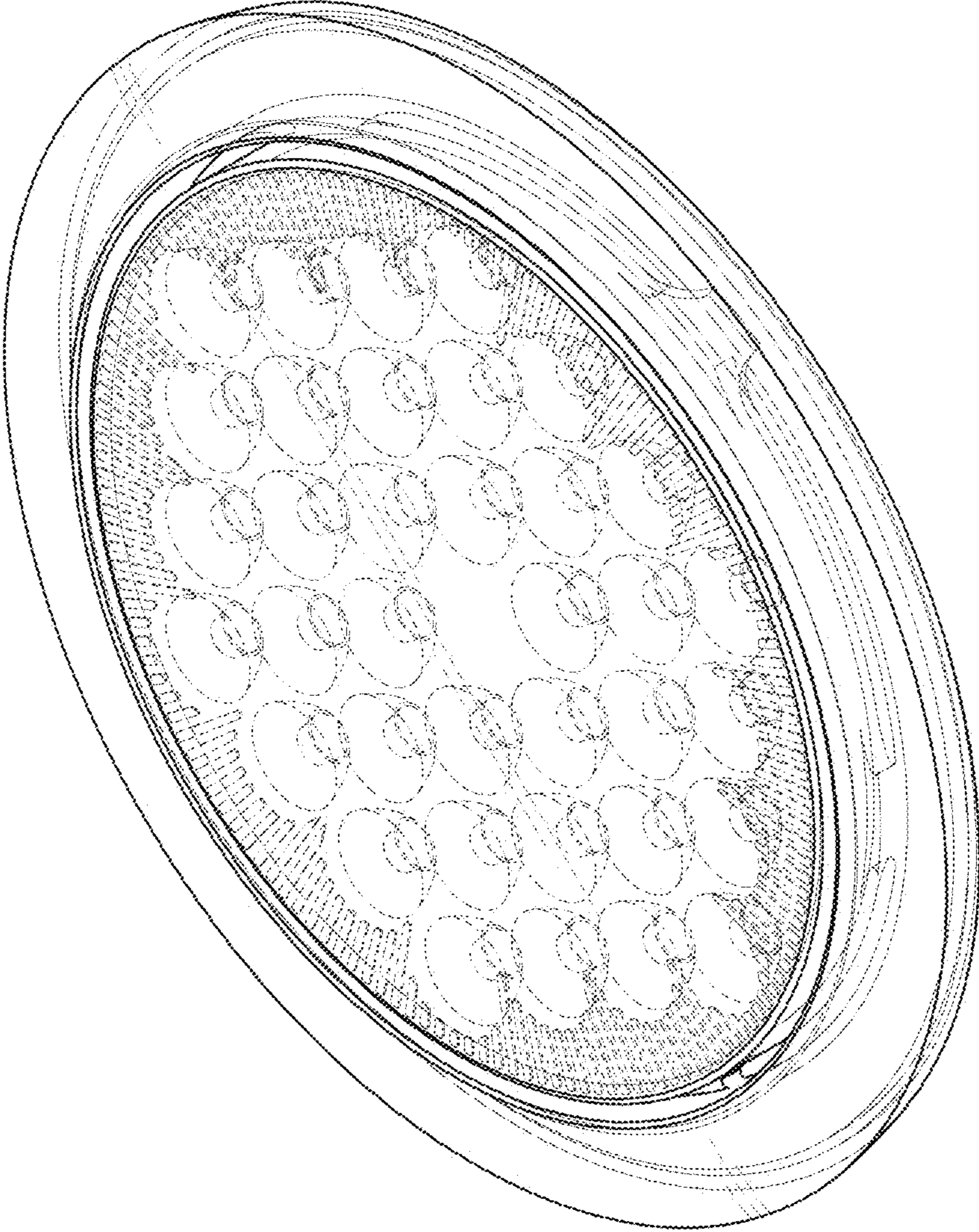


FIG. 2




FIG. 3

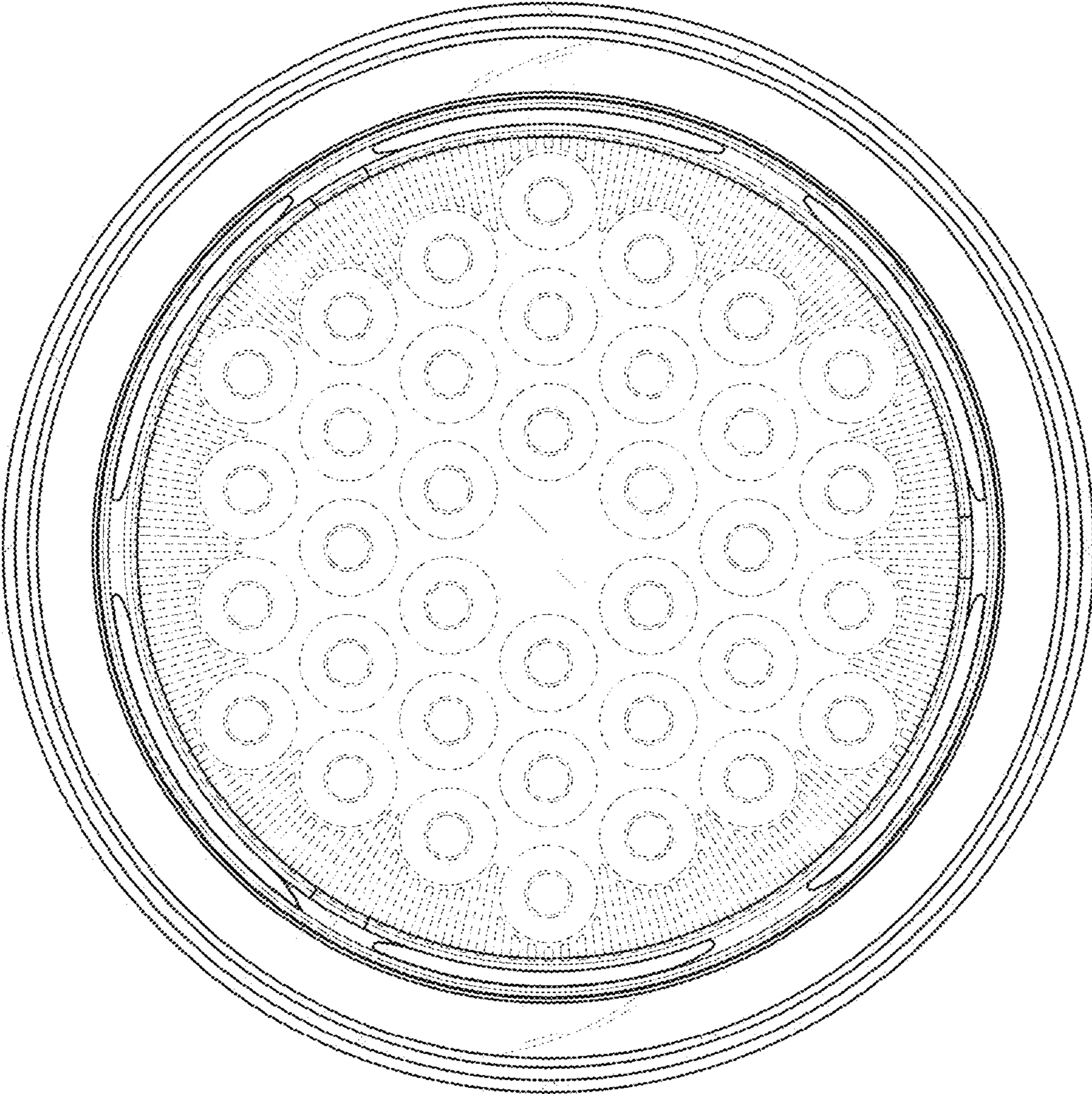


FIG. 4

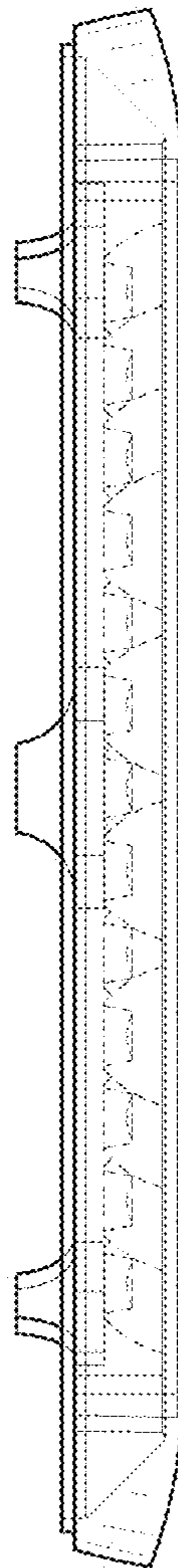


FIG. 5

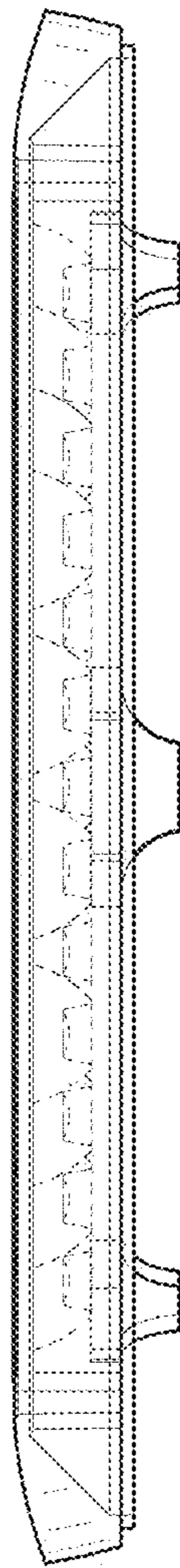


FIG. 6




FIG. 7






FIG. 8

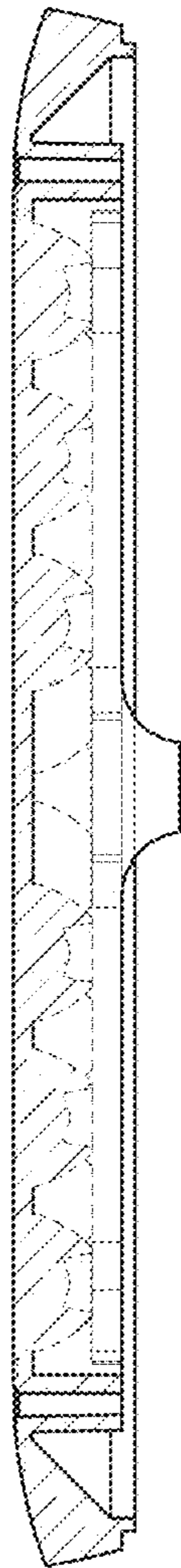


FIG. 9

