



US00D749196S

(12) **United States Design Patent**  
**Otaka et al.**

(10) **Patent No.:** **US D749,196 S**  
(45) **Date of Patent:** **\*\* Feb. 9, 2016**

(54) **HIGH PRESSURE FUEL INJECTION PIPE**

FOREIGN PATENT DOCUMENTS

(71) Applicant: **USUI Kokusai Sangyo Kaisha Limited**,  
Shizuoka (JP)

JP 806537 3/1981  
JP 1360807 6/2009

(Continued)

(72) Inventors: **Mitsumasa Otaka**, Shizuoka (JP);  
**Toshiyuki Omura**, Shizuoka (JP);  
**Koichi Hayashi**, Shizuoka (JP)

OTHER PUBLICATIONS

Diesel Technical Society, Title: High Pressure Fuel Lines, Dec. 9,  
2007, pp. 1-2.

(73) Assignee: **USUI KOKUSAI SANGYO KAISHA LIMITED**, Shizuoka (JP)

(Continued)

(\*\*) Term: **14 Years**

*Primary Examiner* — Mark Goodwin

(21) Appl. No.: **29/495,964**

(74) *Attorney, Agent, or Firm* — Sutherland Asbill &  
Brennan LLP

(22) Filed: **Jul. 8, 2014**

(30) **Foreign Application Priority Data**

(57) **CLAIM**

Jan. 24, 2014 (JP) ..... 2014-1268

The ornamental design for a high pressure fuel injection pipe,  
as shown and described.

(51) **LOC (10) Cl.** ..... **23-01**

**DESCRIPTION**

(52) **U.S. Cl.**

USPC ..... **D23/259**; D15/5

(58) **Field of Classification Search**

USPC ..... D15/5, 28; D8/382, 387; D24/129;  
D23/259-269; D13/155; 138/109, 44,  
138/177, 178; 123/468; 285/386, 197, 354,  
285/332, 332.1-332.4, 58, 83; 72/370.11  
CPC . F02M 2200/315; F02M 55/02; F02M 55/00;  
F02M 55/025; F02M 55/005; F02M 63/00;  
F16L 19/02; F16L 19/028; F16L 19/0225;  
F16L 19/025; F16L 9/00; F16L 23/00; F16L  
27/00; F16L 58/08; F16L 58/02; F02B 3/06;  
F02B 3/00

See application file for complete search history.

FIG. 1 is a front view of a high pressure fuel injection pipe  
showing our new design;  
FIG. 2 is a top view thereof;  
FIG. 3 is a right side view thereof;  
FIG. 4 is a left side view thereof;  
FIG. 5 is an enlarged view along line 1-1 of FIG. 1;  
FIG. 6 is a cross-sectional view along line 2-2 of FIG. 2;  
FIG. 7 is an enlarged view along line 6-6 of FIG. 6;  
FIG. 8 is an enlarged view of FIG. 4; and,  
FIG. 9 is a cross-sectional view showing our high pressure  
fuel injection pipe in use.

The broken line showings in FIGS. 1-4, 6, 8, and 9 are for the  
purpose of illustrating portions of the high pressure fuel injec-  
tion pipe and form no part of the claimed design. The broken  
line showing of a mating component in FIG. 9 is for the  
purpose of illustrating the usage environment of the high  
pressure fuel injection pipe and forms no part of the claimed  
design.

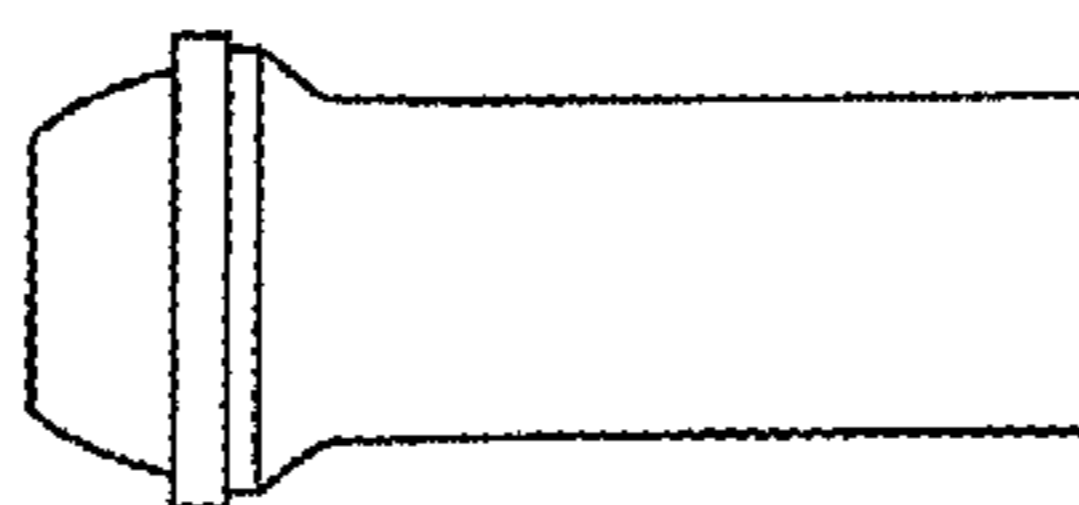
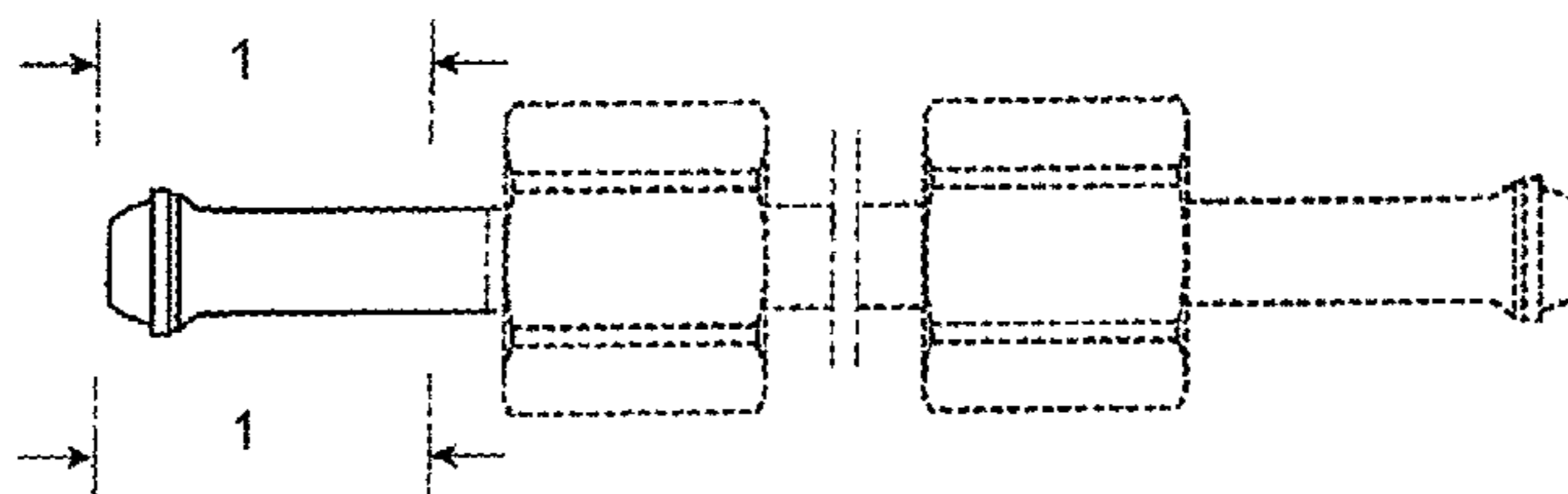
(56) **References Cited**

U.S. PATENT DOCUMENTS

2,432,946 A 12/1947 Jean  
D241,881 S 10/1976 Peterson et al.

(Continued)

**1 Claim, 5 Drawing Sheets**



(56)

**References Cited**

U.S. PATENT DOCUMENTS

4,134,430	A	1/1979	Mukasa et al.	
4,266,577	A	5/1981	Usui	
4,665,876	A *	5/1987	Hashimoto .....	F16L 19/025 123/468
5,109,888	A	5/1992	Usui	
5,402,829	A	4/1995	Takikawa et al.	
5,667,255	A *	9/1997	Kato .....	F02M 55/005 285/133.4
D388,876	S	1/1998	Sampson	
5,853,203	A	12/1998	Crandall	
6,070,618	A	6/2000	Iwabuchi	
6,286,556	B1 *	9/2001	Kato .....	F02M 55/02 138/109
6,415,768	B1	7/2002	Usui	
6,431,608	B1 *	8/2002	Kato .....	F02M 55/002 285/13
6,536,806	B1 *	3/2003	Uematsu .....	F16L 58/08 285/55
6,824,173	B2 *	11/2004	Usui .....	F02M 55/005 285/334.1
6,840,283	B2	1/2005	Furugen et al.	
6,843,275	B2	1/2005	Kato	
D503,799	S	4/2005	Beck	
D503,978	S	4/2005	Beck	
6,902,210	B1 *	6/2005	Rowley .....	F16L 47/04 285/334.2
6,935,377	B2	8/2005	Furugen	
7,213,576	B2	5/2007	Furugen	
D576,154	S	9/2008	Ledbetter et al.	

D625,817	S	10/2010	Rinner	
D626,230	S	10/2010	Rinner	
D634,005	S	3/2011	Beck	
D635,664	S	4/2011	Beck	
D649,240	S	11/2011	Lewis et al.	
8,186,724	B2 *	5/2012	Kato .....	F02M 55/005 285/247
D701,304	S	3/2014	Lair et al.	
D716,915	S *	11/2014	Seino .....	D23/259
D730,495	S *	5/2015	Umehara .....	D23/262
D731,626	S *	6/2015	Umehara .....	D23/262
2003/0230349	A1	12/2003	Furugen et al.	
2005/0005913	A1	1/2005	Usui et al.	
2005/0127665	A1 *	6/2005	Usui .....	F02M 55/025 285/197
2005/0279327	A1	12/2005	Morita	
2006/0163873	A1 *	7/2006	Langhuber .....	F02M 55/005 285/386

FOREIGN PATENT DOCUMENTS

JP	1360808	6/2009
JP	1361187	6/2009
JP	1361188	6/2009
KR	3001636020000	5/1995

OTHER PUBLICATIONS

ssimsol.com, Title: Fuel Injection Pipe, Feb. 28, 2011, Google.com, p. 1.

\* cited by examiner

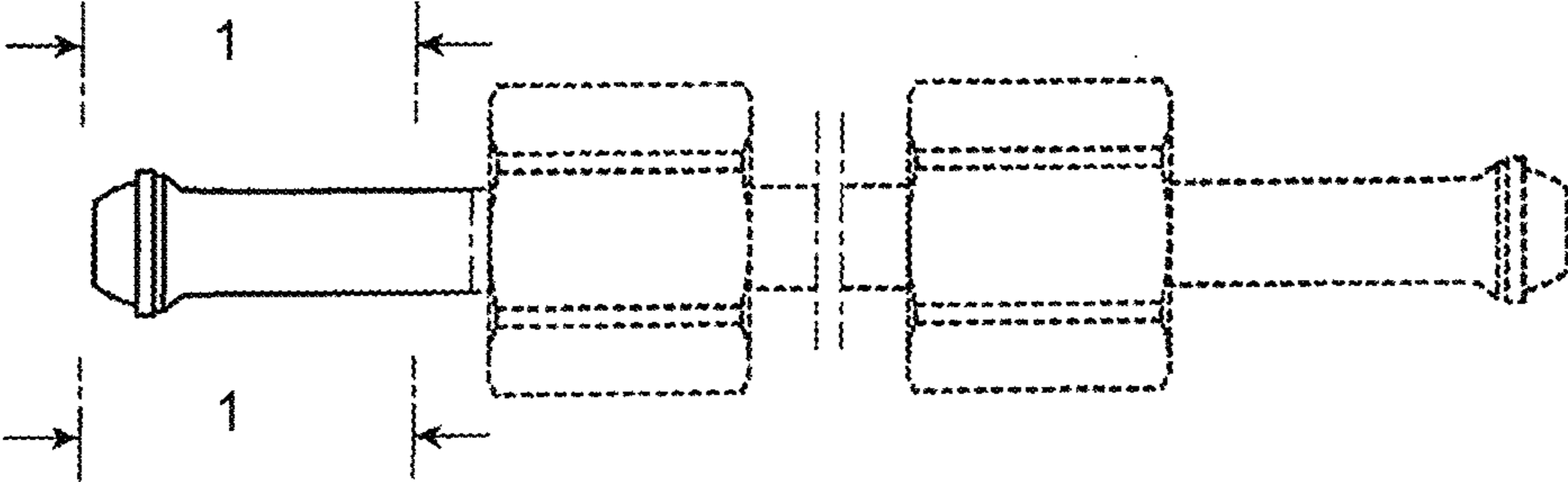


Fig. 1

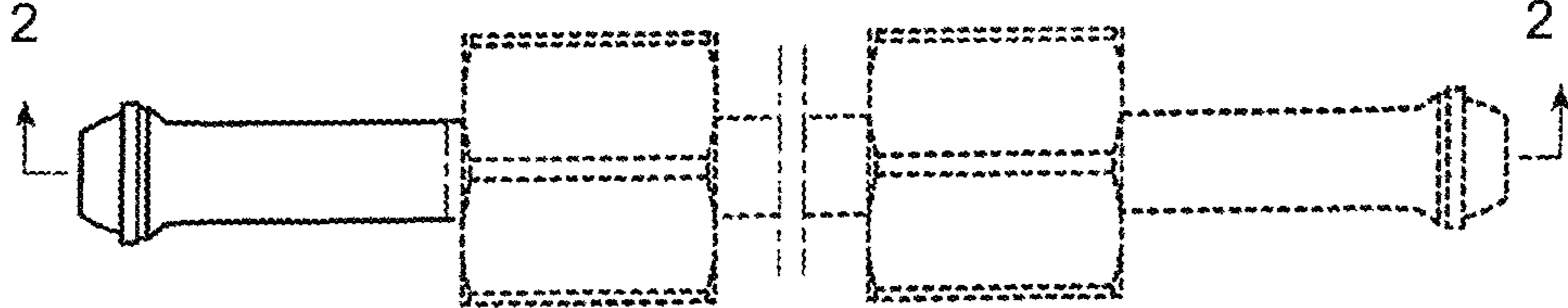


Fig. 2



Fig. 3




Fig. 4

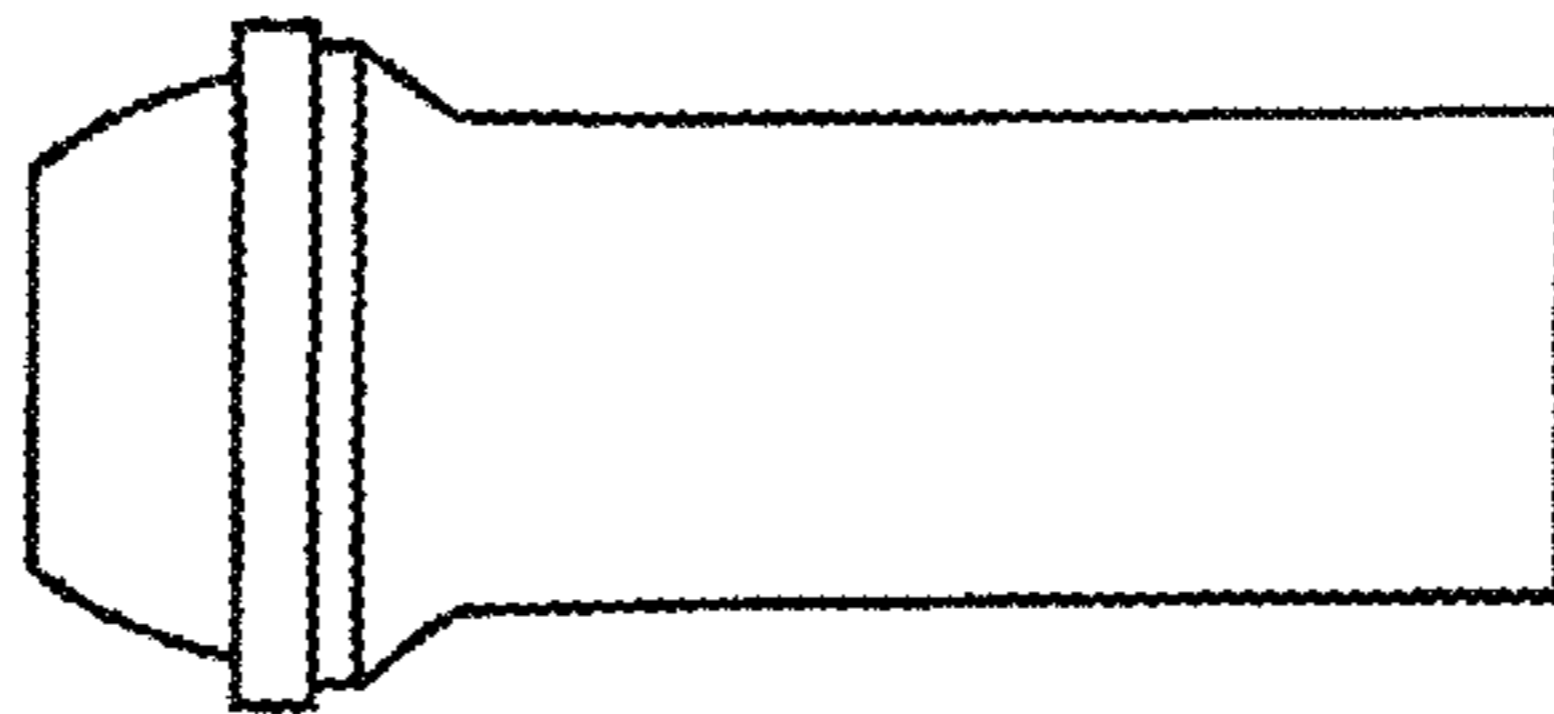


Fig. 5

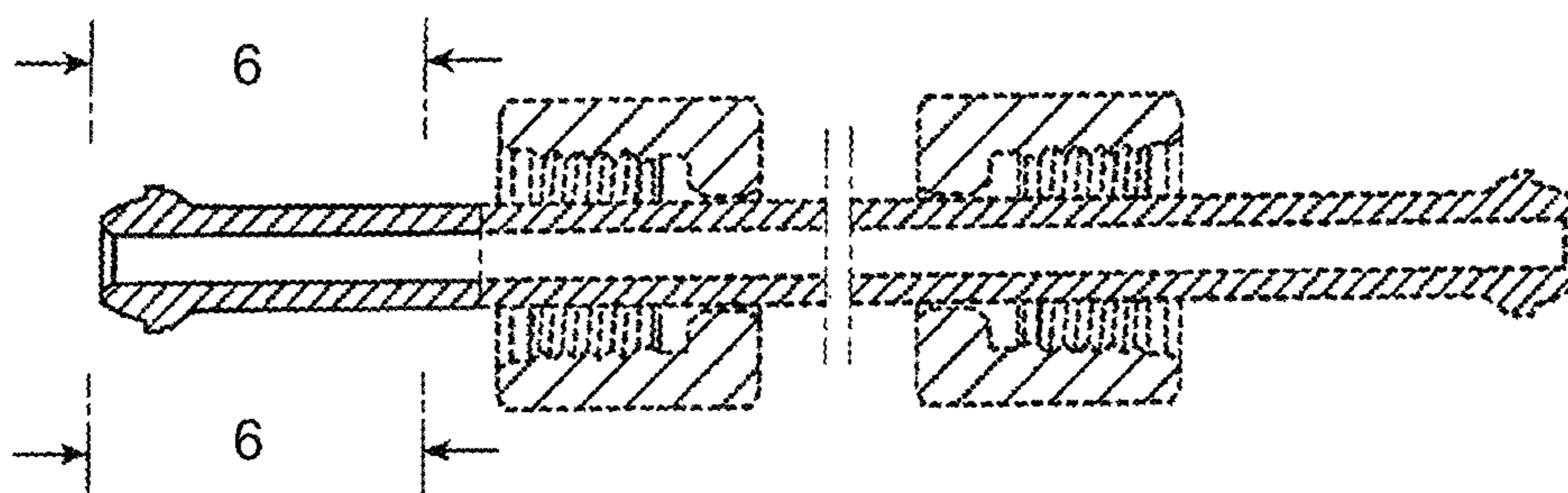


Fig. 6

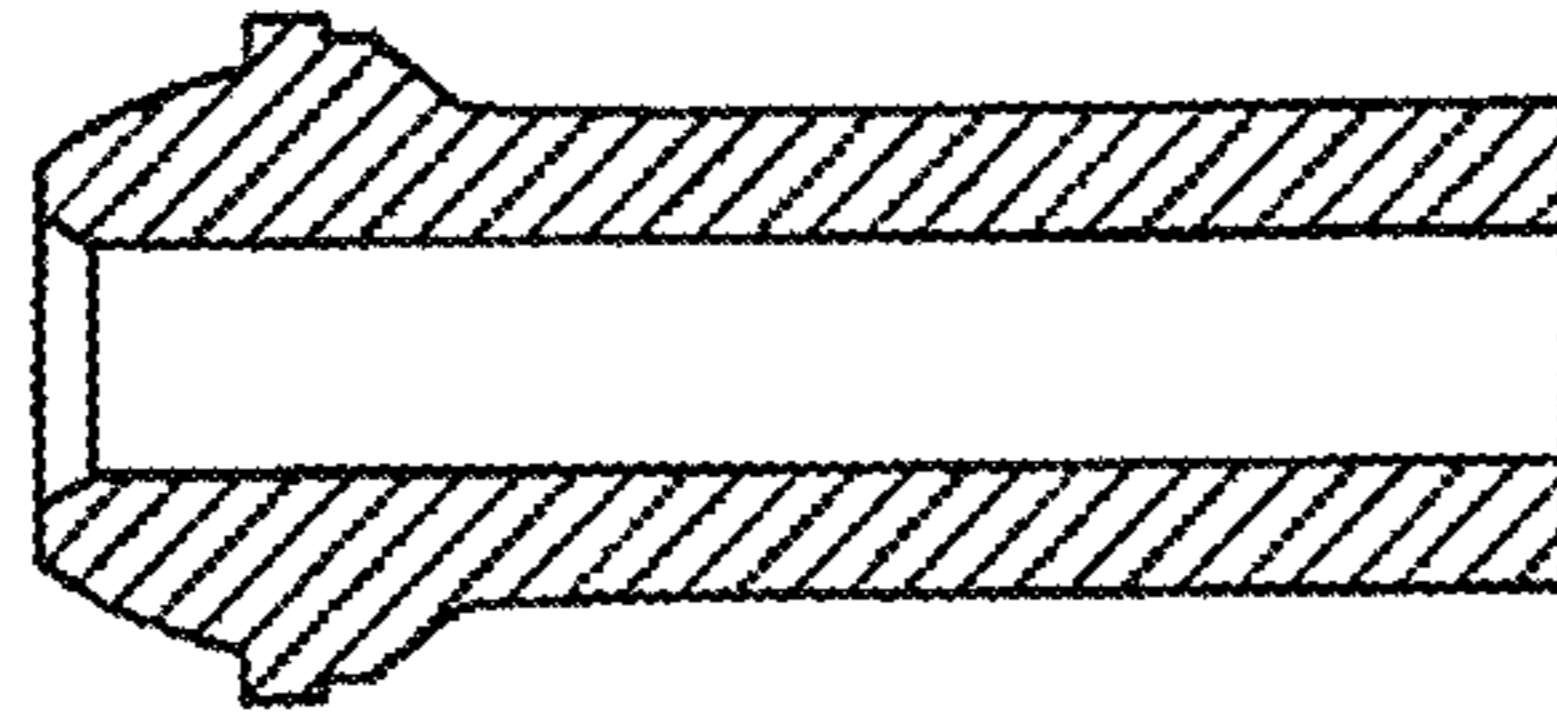


Fig. 7

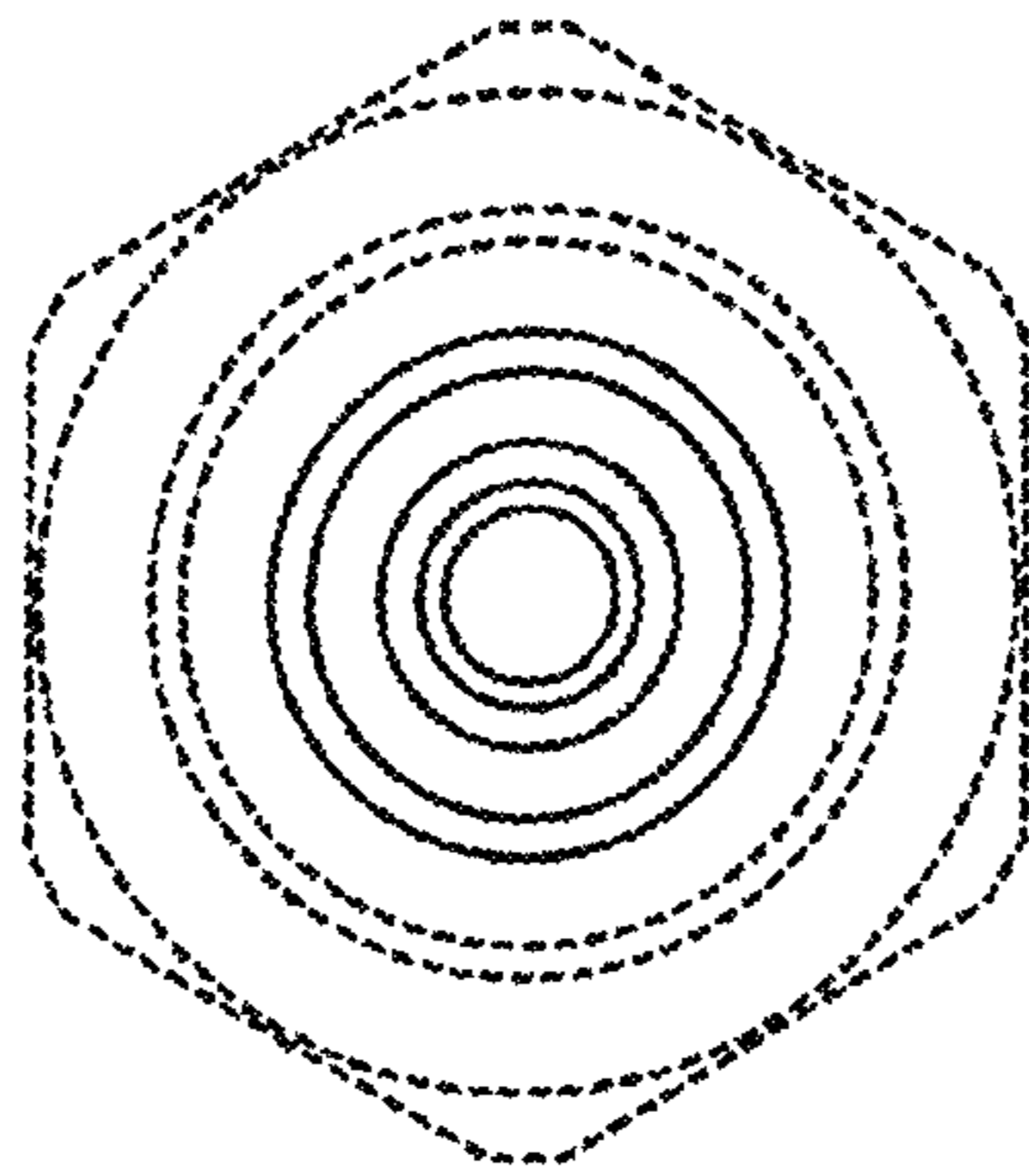


Fig. 8

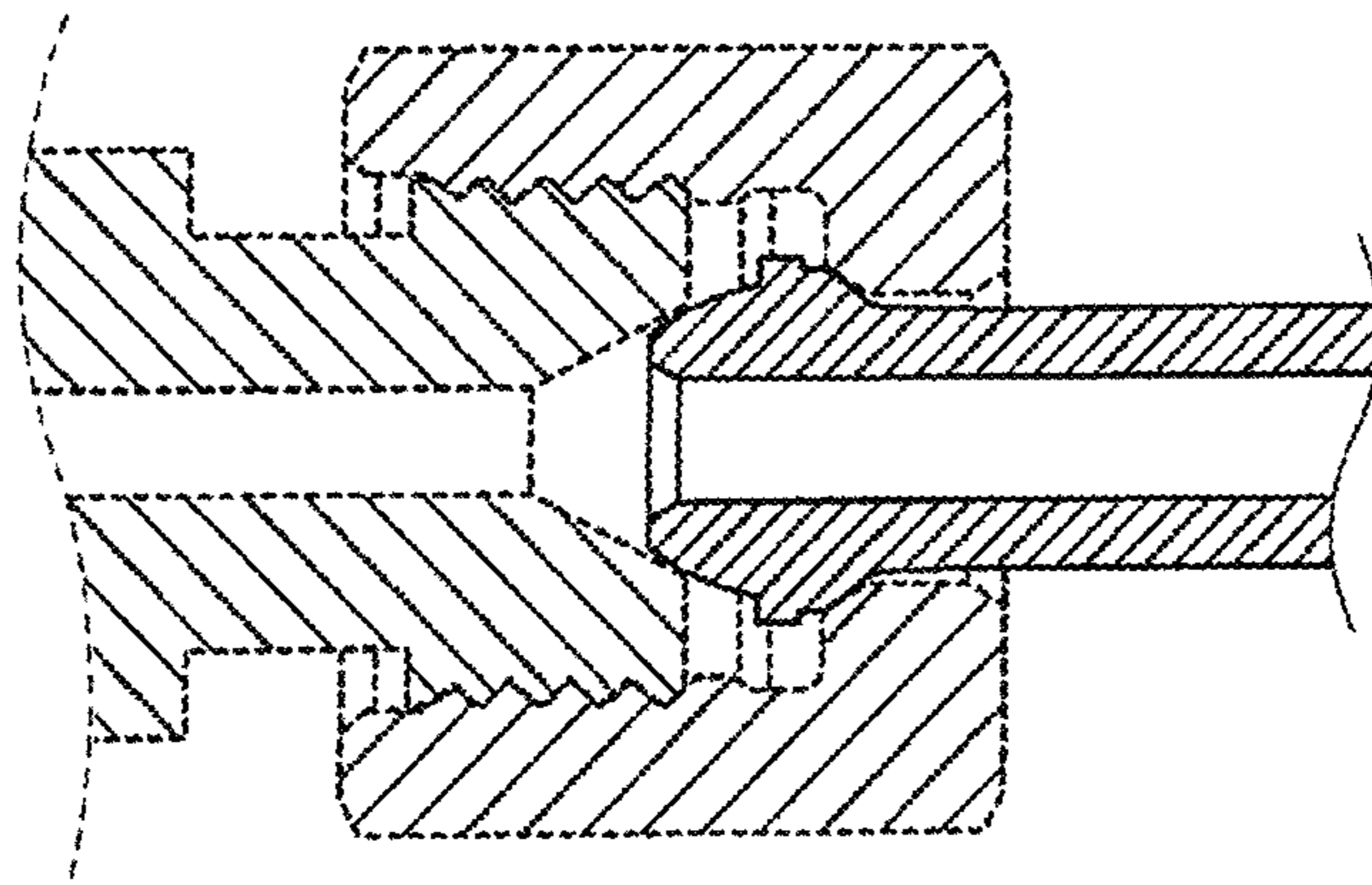


Fig. 9