



US00D749177S

(12) **United States Design Patent**
Childs

(10) **Patent No.:** **US D749,177 S**

(45) **Date of Patent:** **** Feb. 9, 2016**

(54) **INDIVIDUAL CROSS GRIP OLYMPIC PLATE**

D448,055 S * 9/2001 Lien D21/680
D451,159 S * 11/2001 Rojas D21/680
6,319,176 B1 * 11/2001 Landfair A63B 21/06
482/106

(71) Applicant: **Escape Fitness Limited**, Peterborough,
Cambridgeshire (GB)

(Continued)

(72) Inventor: **Martin Childs**, Peterborough (GB)

OTHER PUBLICATIONS

(73) Assignee: **Escape Fitness Limited**, Peterborough,
Cambridgeshire (GB)

Step Fitness Weights by StepFitness no date given. Found online
[Oct. 8, 2015] http://www.thestep.com/Weights/New-Step-Fitness-Weights.*

(**) Term: **14 Years**

(Continued)

(21) Appl. No.: **29/504,824**

(22) Filed: **Oct. 9, 2014**

Primary Examiner — Robert M Spear

Assistant Examiner — Ryan Harvey

(74) *Attorney, Agent, or Firm* — Troutman Sanders LLP;
Ryan A. Schneider; Benjamin C. Wiles

(30) **Foreign Application Priority Data**

Apr. 9, 2014 (EM) 002443531-0001
Apr. 9, 2014 (EM) 002443531-0002

(51) **LOC (10) Cl.** **21-02**

(52) **U.S. Cl.**
USPC **D21/682**

(57) **CLAIM**

The ornamental designs for individual cross grip olympic
plate, as shown and described.

(58) **Field of Classification Search**
USPC D21/681, 680, 684, 682, 694, 679, 803,
D21/770, 801; 482/93, 106, 108, 45, 110,
482/44; 29/428; 446/170; 273/109;
D30/160; 441/66, 131, 67; 114/345,
114/361; D12/316, 202; D7/608, 606
CPC Y10T 29/49826; A63B 21/0728;
A63B 21/072; A63B 21/06; A63B 21/075;
A63B 21/0724
See application file for complete search history.

DESCRIPTION

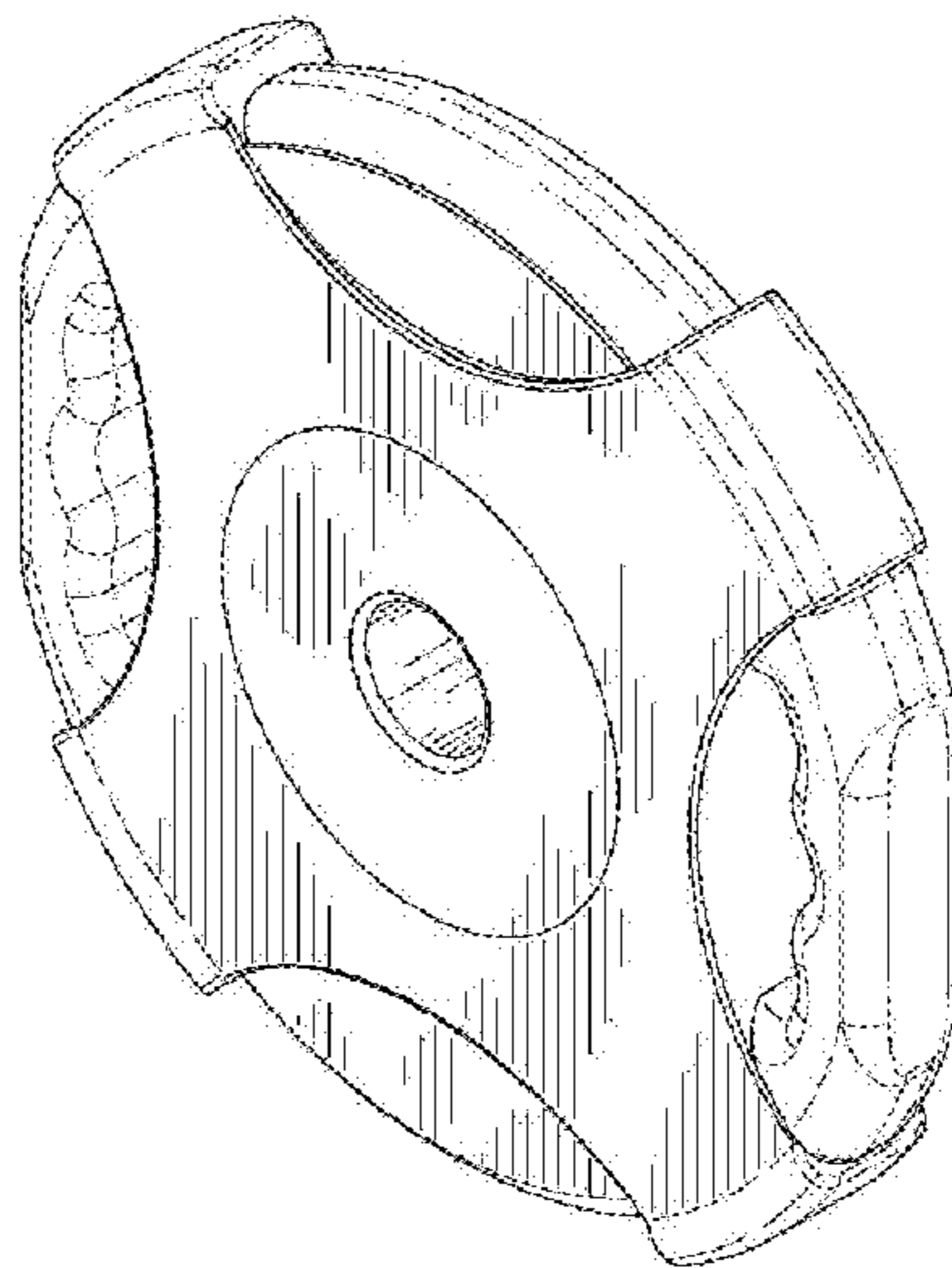
FIG. 1 is an isometric view of the individual cross grip olympic
plate of the present invention;
FIG. 2 is a front view of the individual cross grip olympic
plate of FIG. 1;
FIG. 3 is a side view of the individual cross grip olympic plate
of FIG. 1, the other side view being a mirror image;
FIG. 4 is a top view of the individual cross grip olympic plate
of FIG. 1, the bottom view being a mirror image;
FIG. 5 is an isometric view of a second embodiment of the
individual cross grip olympic plate of the present invention;
FIG. 6 is a front view of the individual cross grip olympic
plate of FIG. 5;
FIG. 7 is a side view of the individual cross grip olympic plate
of FIG. 5, the other side view being a mirror image; and,
FIG. 8 is a top view of the individual cross grip olympic plate
of FIG. 5, the bottom view being a mirror image.

(56) **References Cited**

U.S. PATENT DOCUMENTS

D355,007 S * 1/1995 Rojas D21/681
D406,183 S * 2/1999 Zovich D21/680
D421,076 S * 2/2000 Lincir D21/681
D434,090 S * 11/2000 Wallace D21/680

1 Claim, 8 Drawing Sheets



(56)

References Cited

U.S. PATENT DOCUMENTS

D474,517 S * 5/2003 Harms D21/680
D483,083 S * 12/2003 Allshouse D21/680
D562,919 S * 2/2008 Hillson D21/680
D566,207 S * 4/2008 Cao D21/681
D566,208 S * 4/2008 Alessandri D21/681
D566,209 S * 4/2008 Alessandri D21/681
D639,874 S * 6/2011 Hillson D21/680
D643,075 S * 8/2011 Childs D21/680

D684,224 S * 6/2013 Davies, III D21/680
D688,759 S * 8/2013 Davies, III D21/680
D722,348 S * 2/2015 Kessler D21/680

OTHER PUBLICATIONS

Individual Cross Grip Olympic Plate by EscapeFitness no date given.
Found online [Oct. 14, 2015] <http://www.escapefitness.com/uk/cross-grip-urethane-discs.html>.*

* cited by examiner

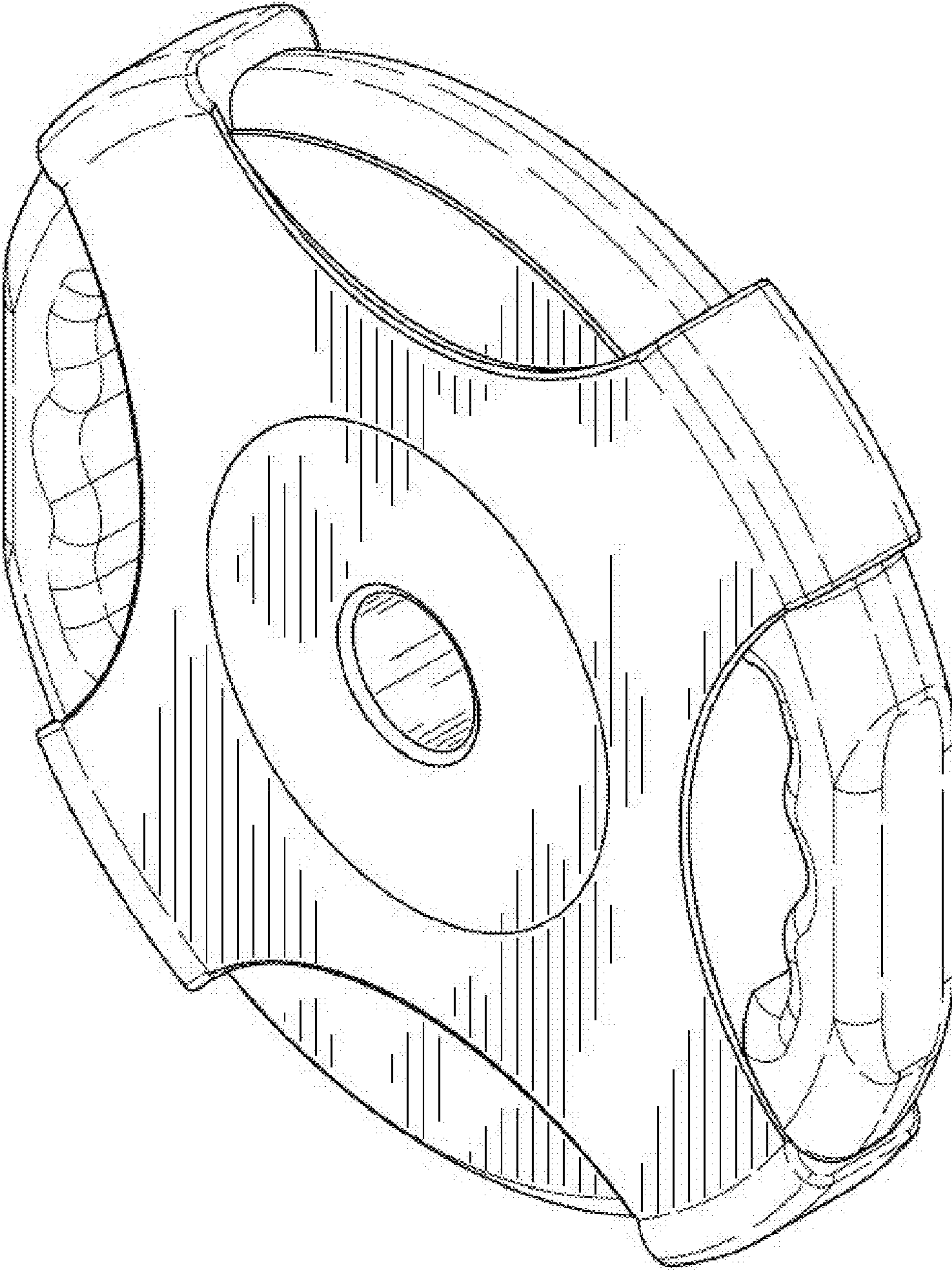


FIG. 1

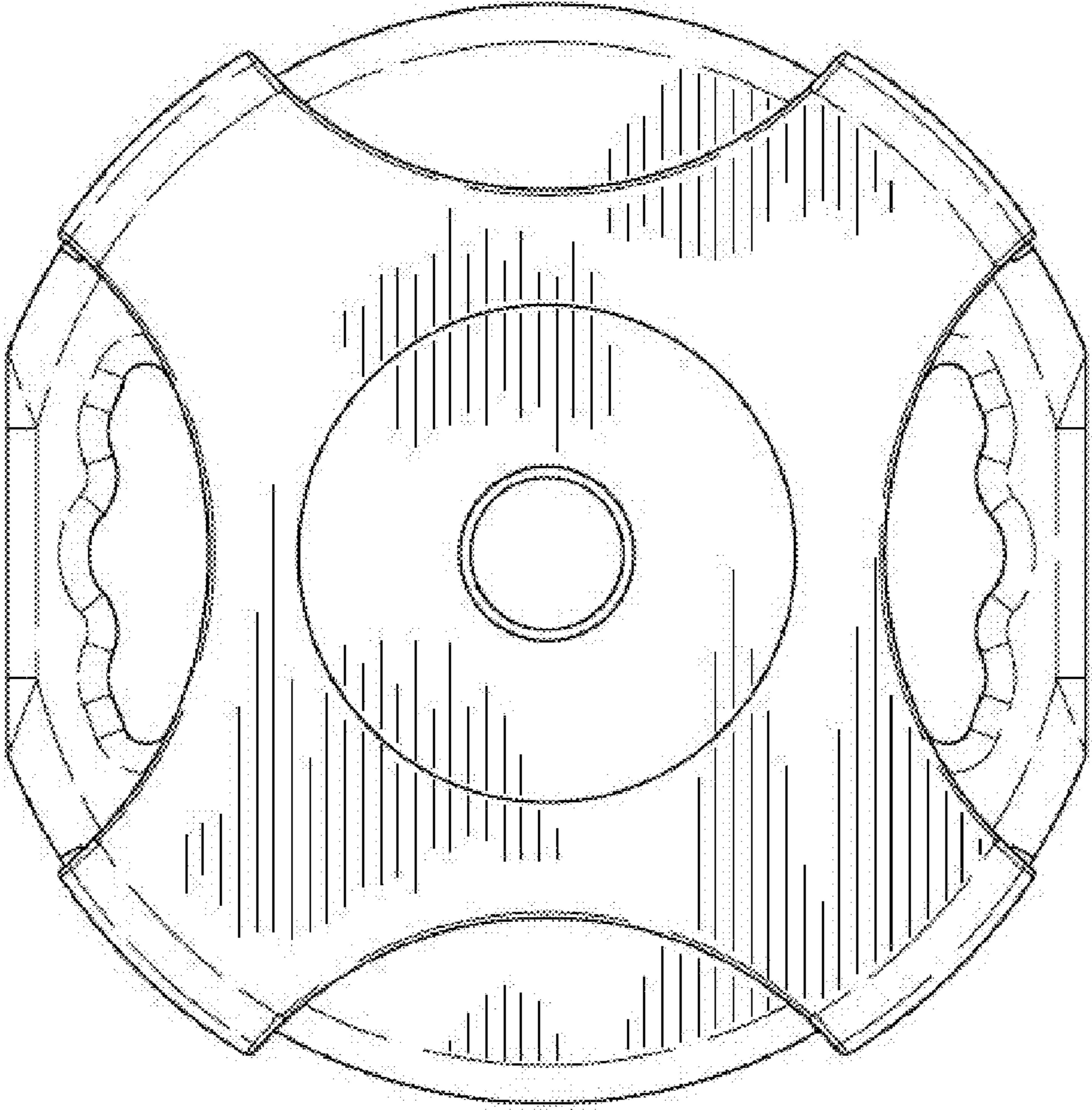


FIG. 2




FIG. 3



FIG. 4

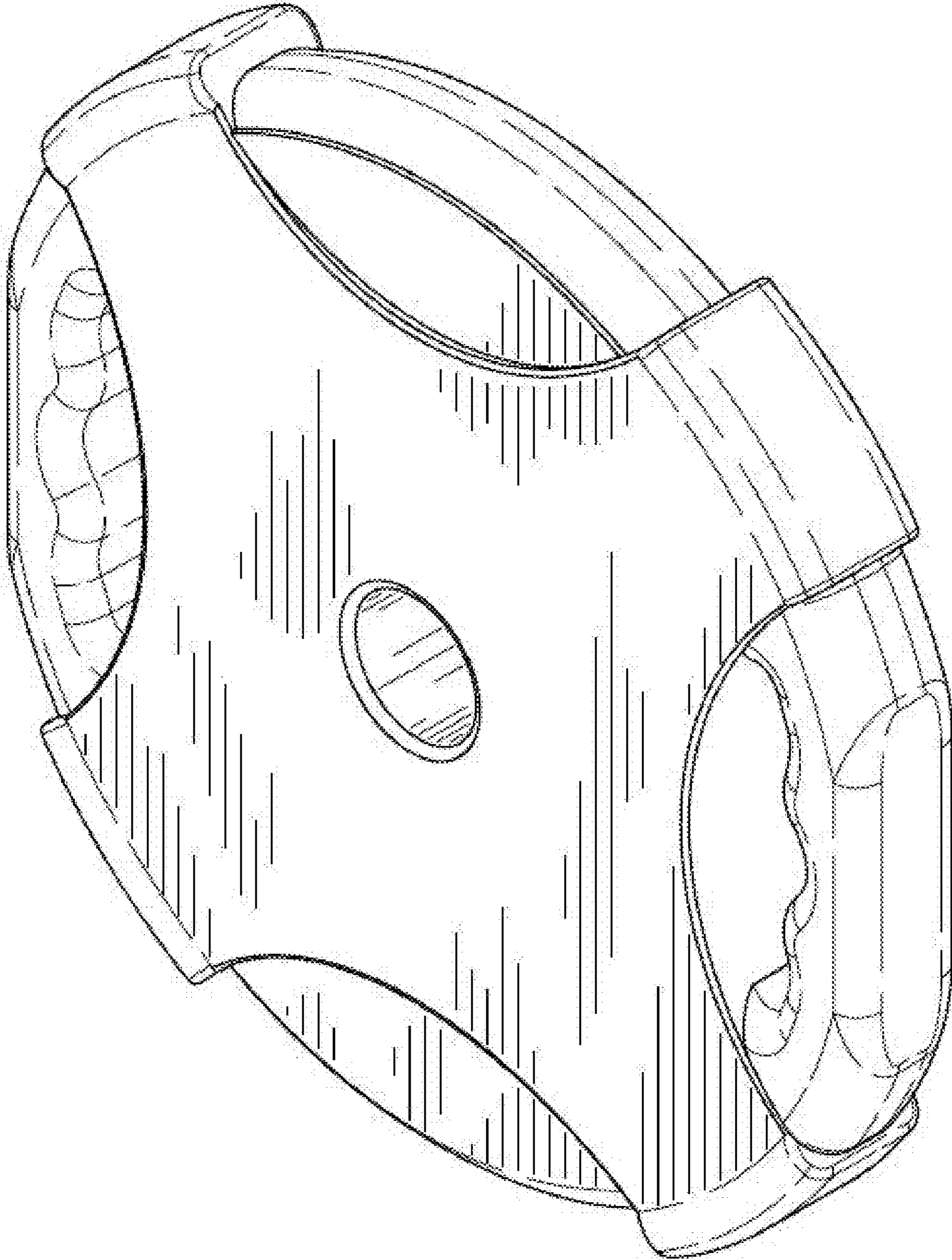


FIG. 5

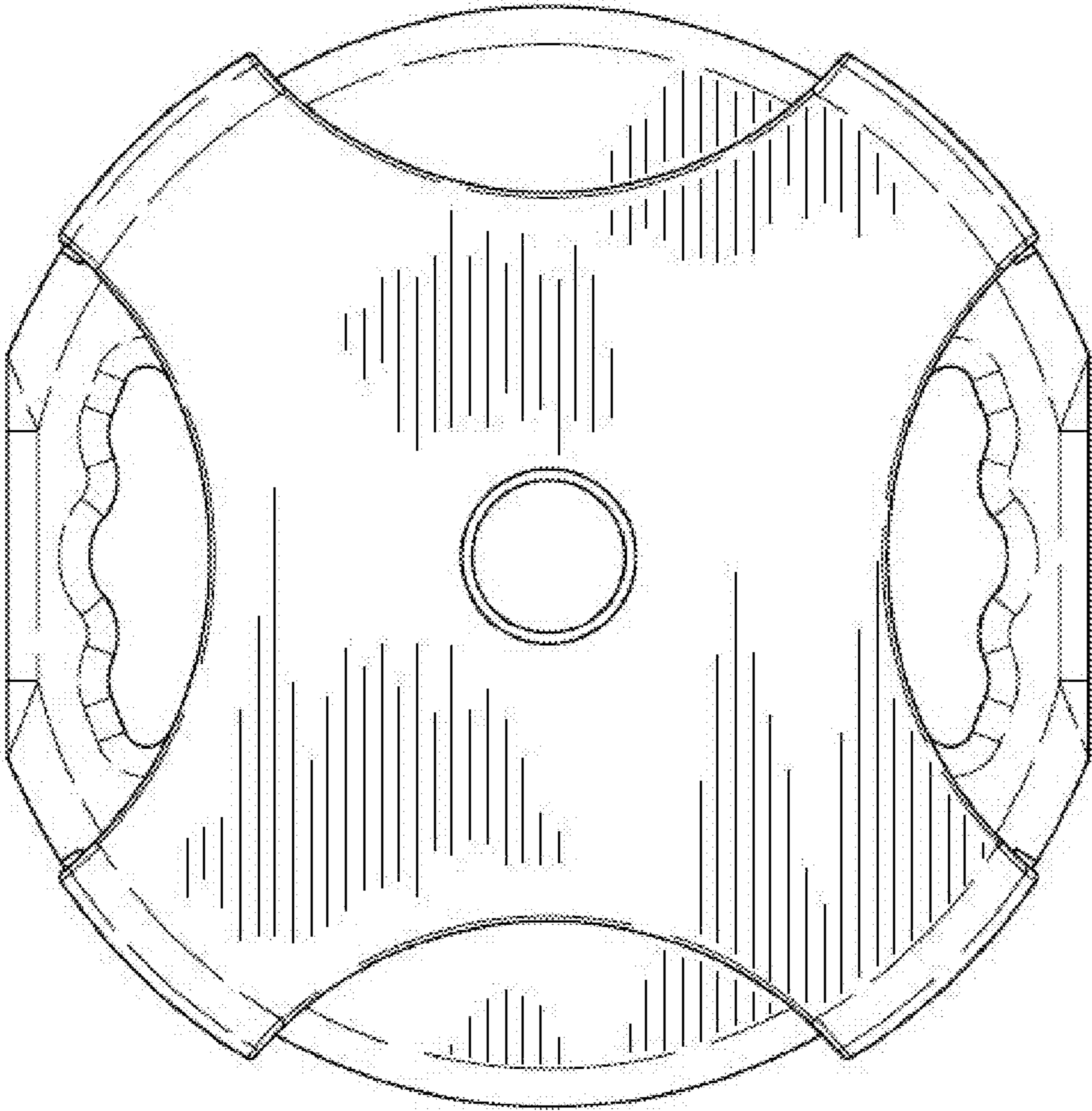


FIG. 6

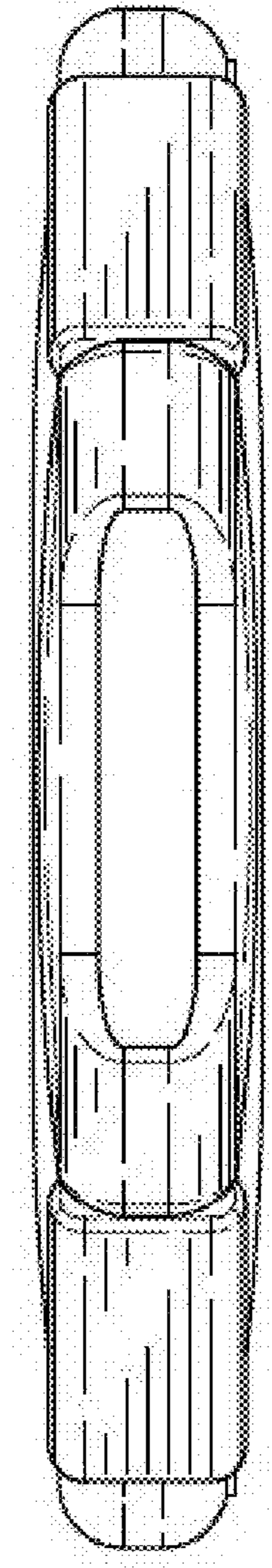


FIG. 7




FIG. 8