



US00D749155S

(12) **United States Design Patent**  
**Kemperle et al.**

(10) **Patent No.:** **US D749,155 S**

(45) **Date of Patent:** **\*\* Feb. 9, 2016**

(54) **THREE-DIMENSIONAL PRINTER FRAME**

(71) Applicant: **MakerBot Industries, LLC**, Brooklyn, NY (US)

(72) Inventors: **Aljosa Kemperle**, Brooklyn, NY (US); **Taylor S. Goodman**, Chappaqua, NY (US); **Samuel Holland**, Brooklyn, NY (US); **Jackson Seidenberg**, Brooklyn, NY (US); **Vishnu Anantha**, Queens, NY (US); **William B. Buel**, Sunnyvale, CA (US)

(73) Assignee: **MakerBot Industries, LLC**, Brooklyn, NY (US)

(\*\*) Term: **14 Years**

(21) Appl. No.: **29/493,503**

(22) Filed: **Jun. 10, 2014**

(51) **LOC (10) Cl.** ..... **15-09**

(52) **U.S. Cl.**  
USPC ..... **D15/122**

(58) **Field of Classification Search**  
USPC ..... D18/6-7, 14, 19, 50, 54.1, 54, 55, 59;  
D15/135, 138, 122; 101/38.1;  
264/112-113, 308, 401, 497, 642;  
425/162, 173, 375; D20/18; 118/46  
See application file for complete search history.

(56) **References Cited**

**U.S. PATENT DOCUMENTS**

D390,591 S \* 2/1998 Okamoto et al. .... D18/39  
5,885,511 A \* 3/1999 Heller et al. .... 264/401

D539,841 S \* 4/2007 Hegge ..... D18/53  
7,297,304 B2 \* 11/2007 Swanson et al. .... 264/308  
7,939,003 B2 \* 5/2011 Bonassar et al. .... 264/308  
D677,723 S \* 3/2013 Buel et al. .... D18/59  
D688,741 S \* 8/2013 Joyce ..... D18/50  
D711,463 S \* 8/2014 Costabeber ..... D18/50  
D722,108 S \* 2/2015 Reches et al. .... D18/50

\* cited by examiner

*Primary Examiner* — Cathy Anne MacCormac

(74) *Attorney, Agent, or Firm* — Strategic Patents, P.C.

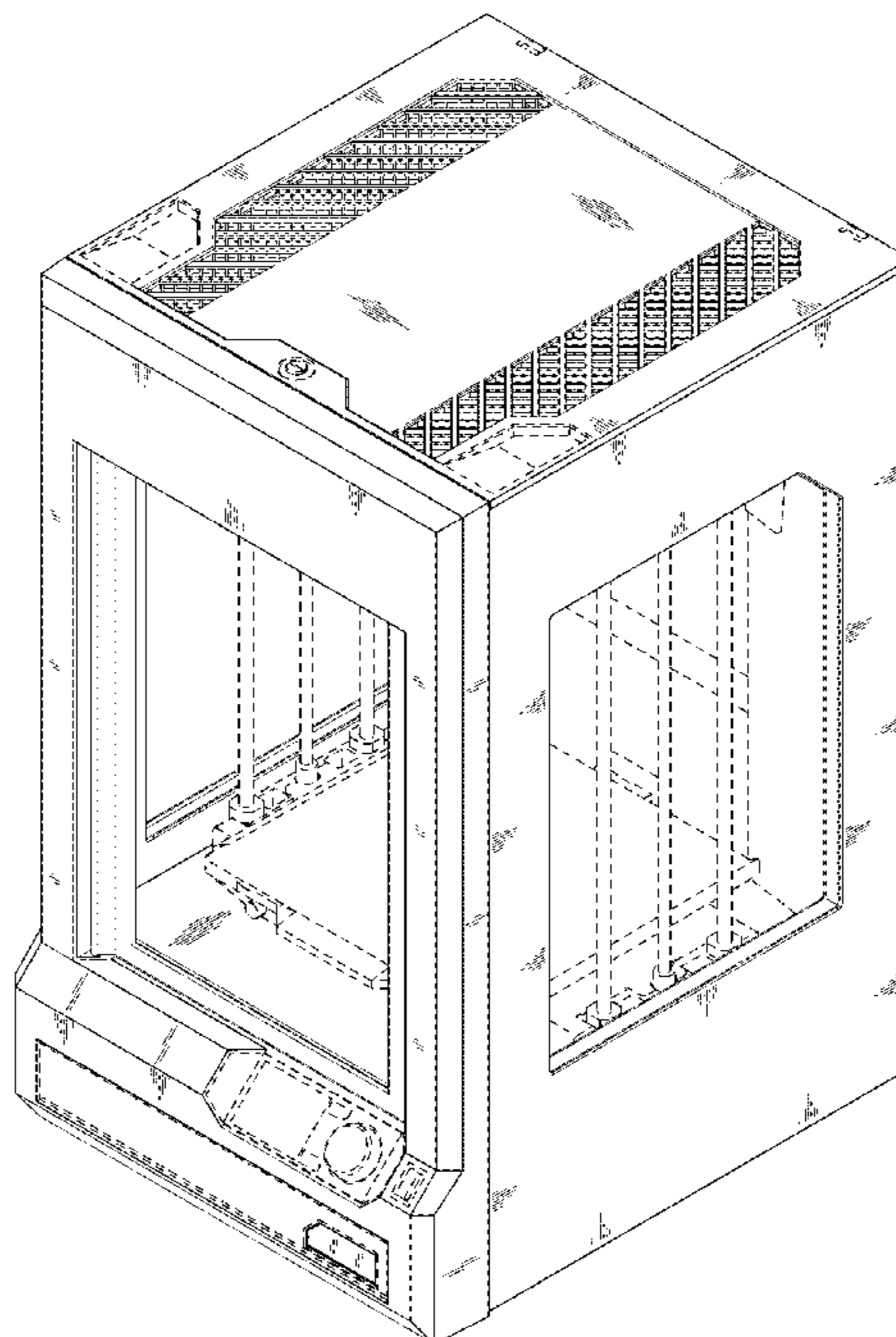
(57) **CLAIM**

The ornamental design for a three-dimensional printer frame, as shown and described.

**DESCRIPTION**

FIG. 1 is a front perspective view of a design for a three-dimensional printer frame.  
FIG. 2 is a right side view of the design.  
FIG. 3 is a left side view of the design.  
FIG. 4 is a front view of the design.  
FIG. 5 is a back view of the design.  
FIG. 6 is a top view of the design; and,  
FIG. 7 is a bottom view of the design.  
The broken lines showing portions of the three-dimensional printer frame depict environmental subject matter, are for illustrative purposes only, and form no part of the claimed design.

**1 Claim, 7 Drawing Sheets**



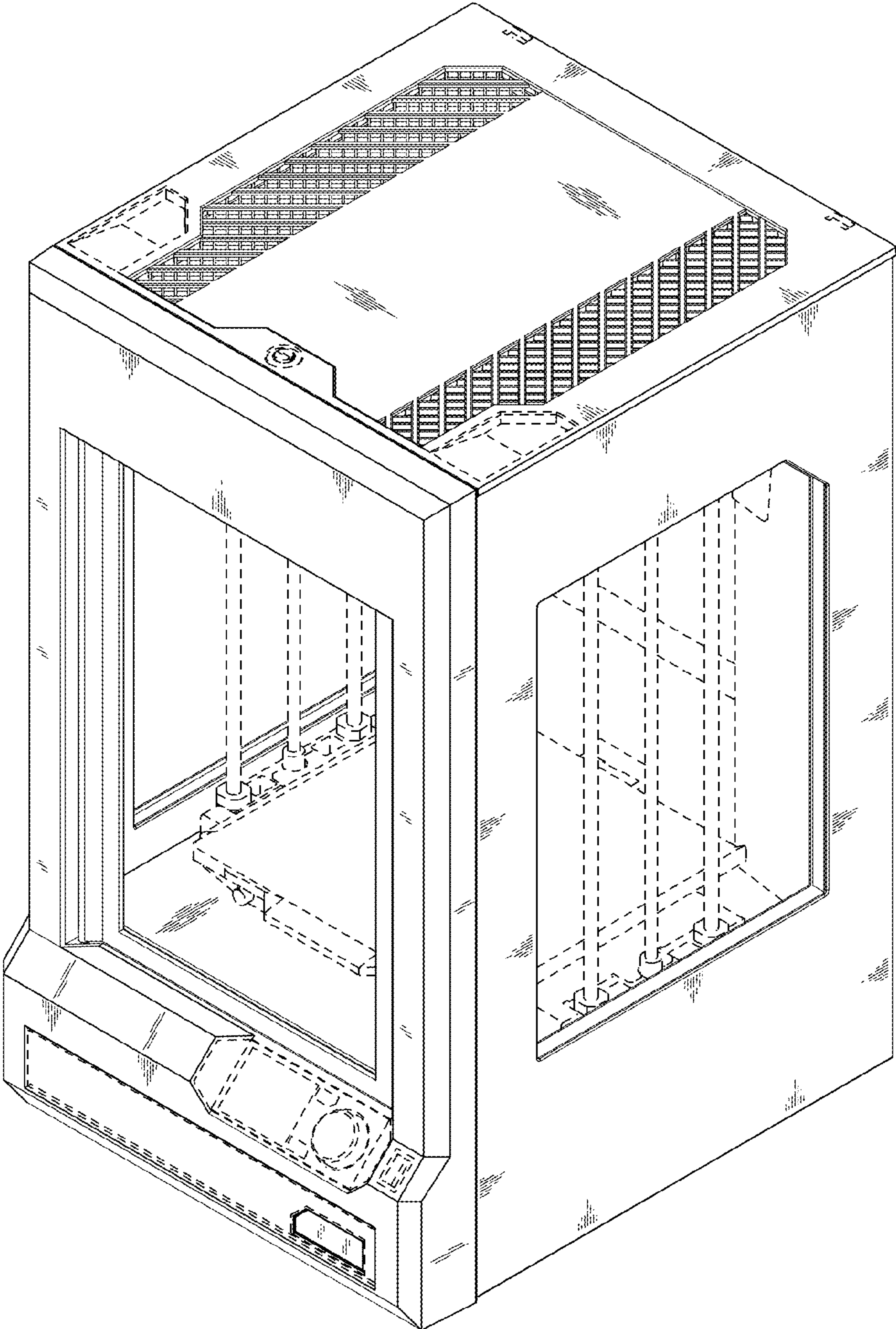


FIG. 1

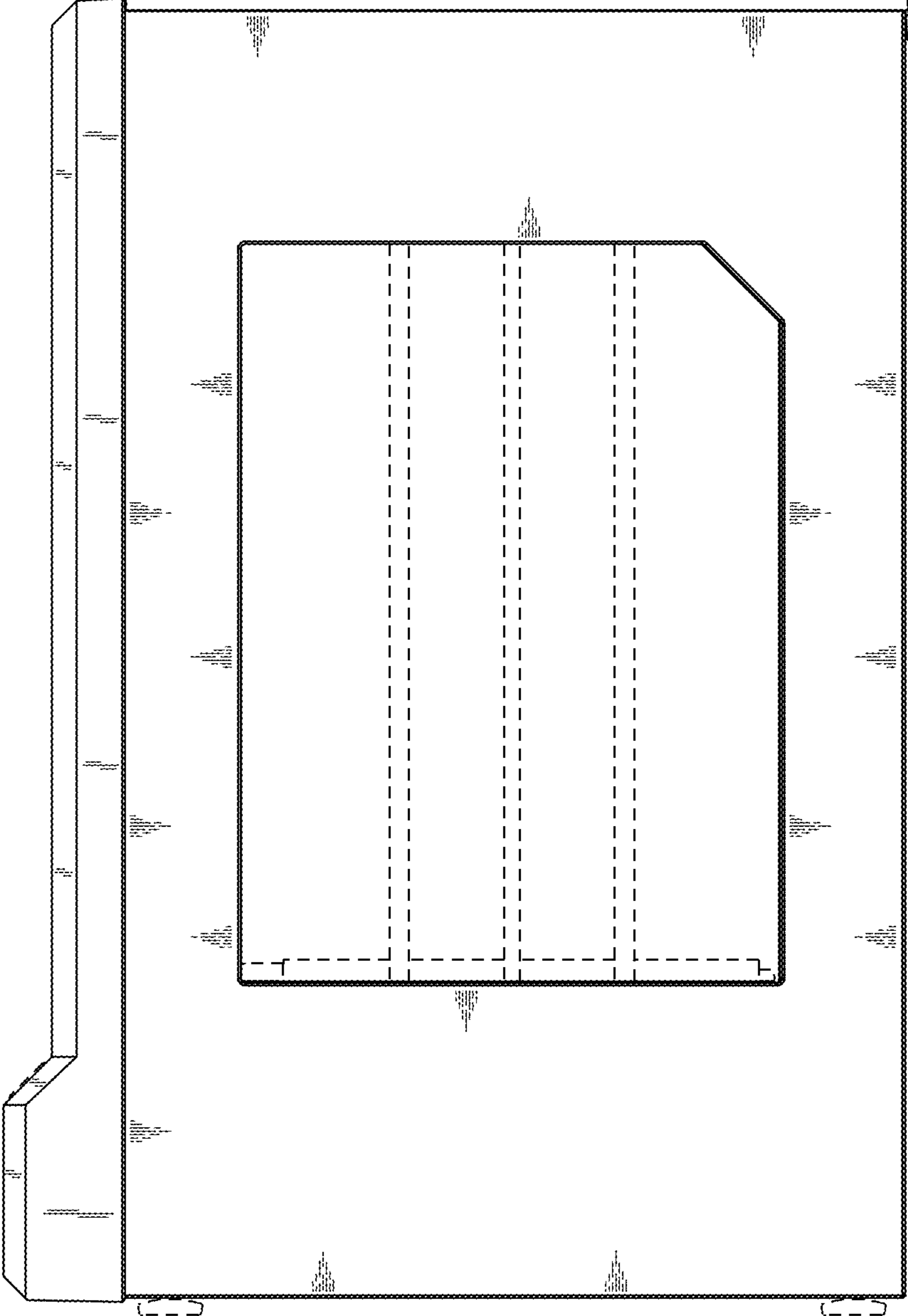


FIG. 2

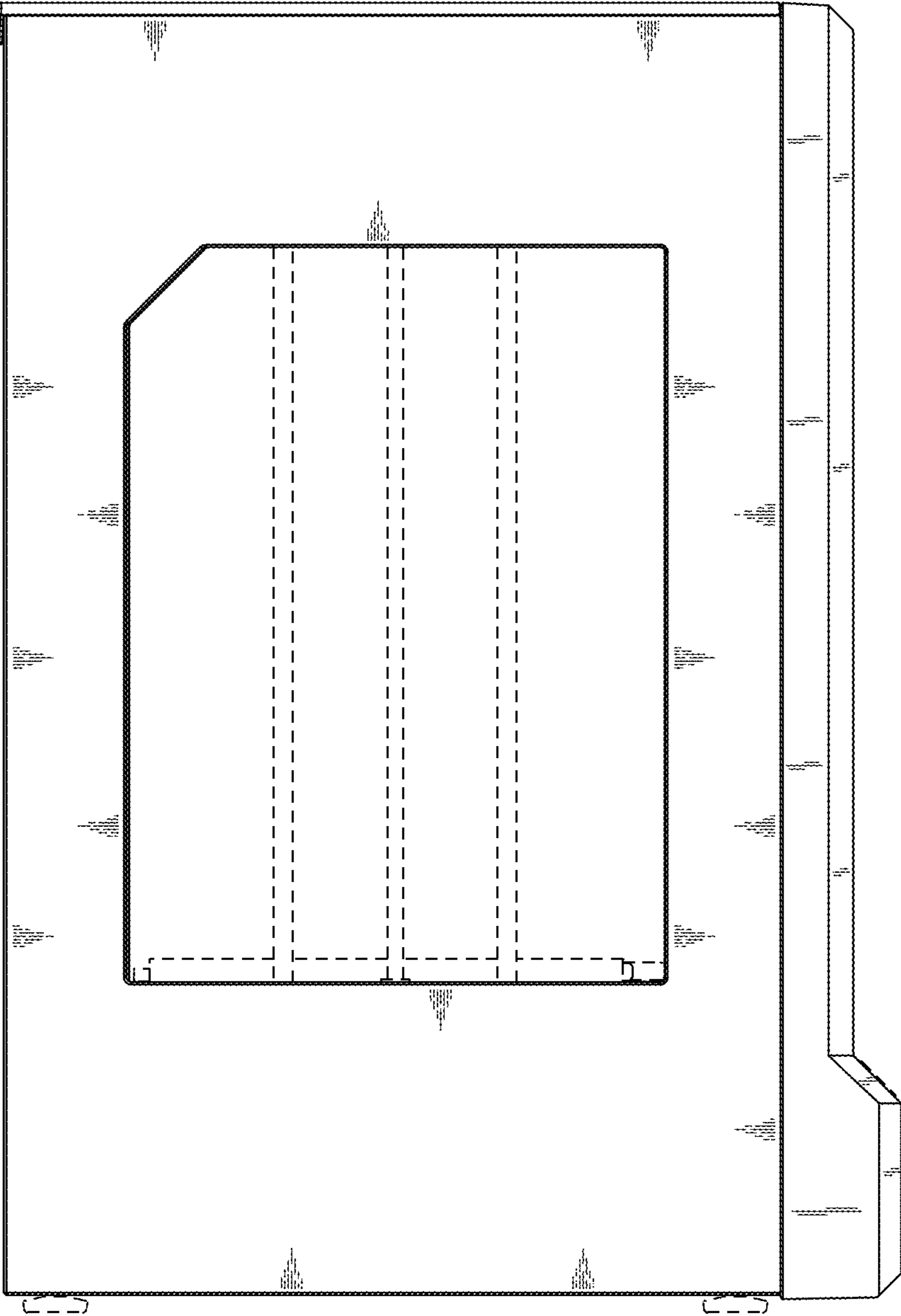


FIG. 3

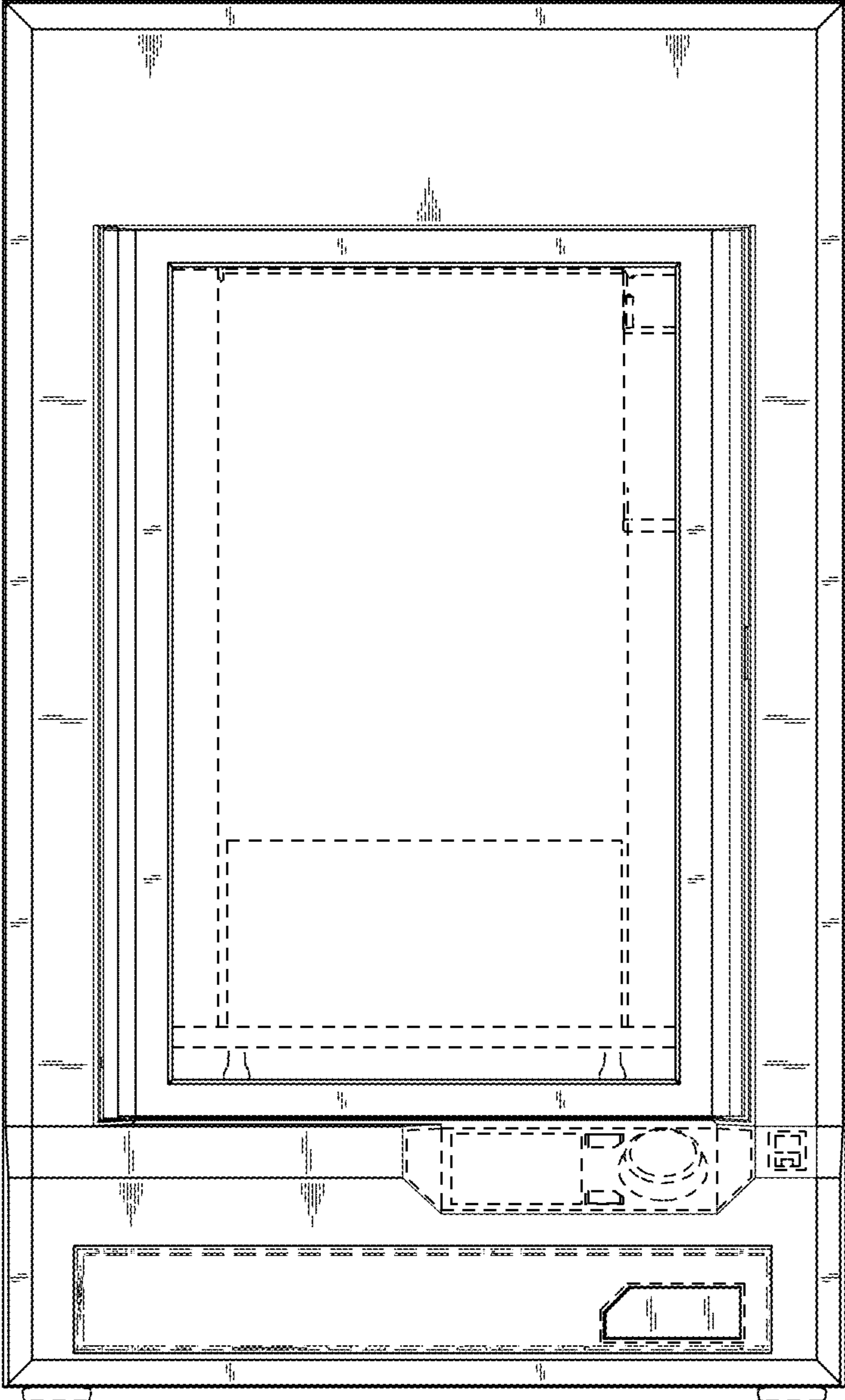


FIG. 4




FIG. 5

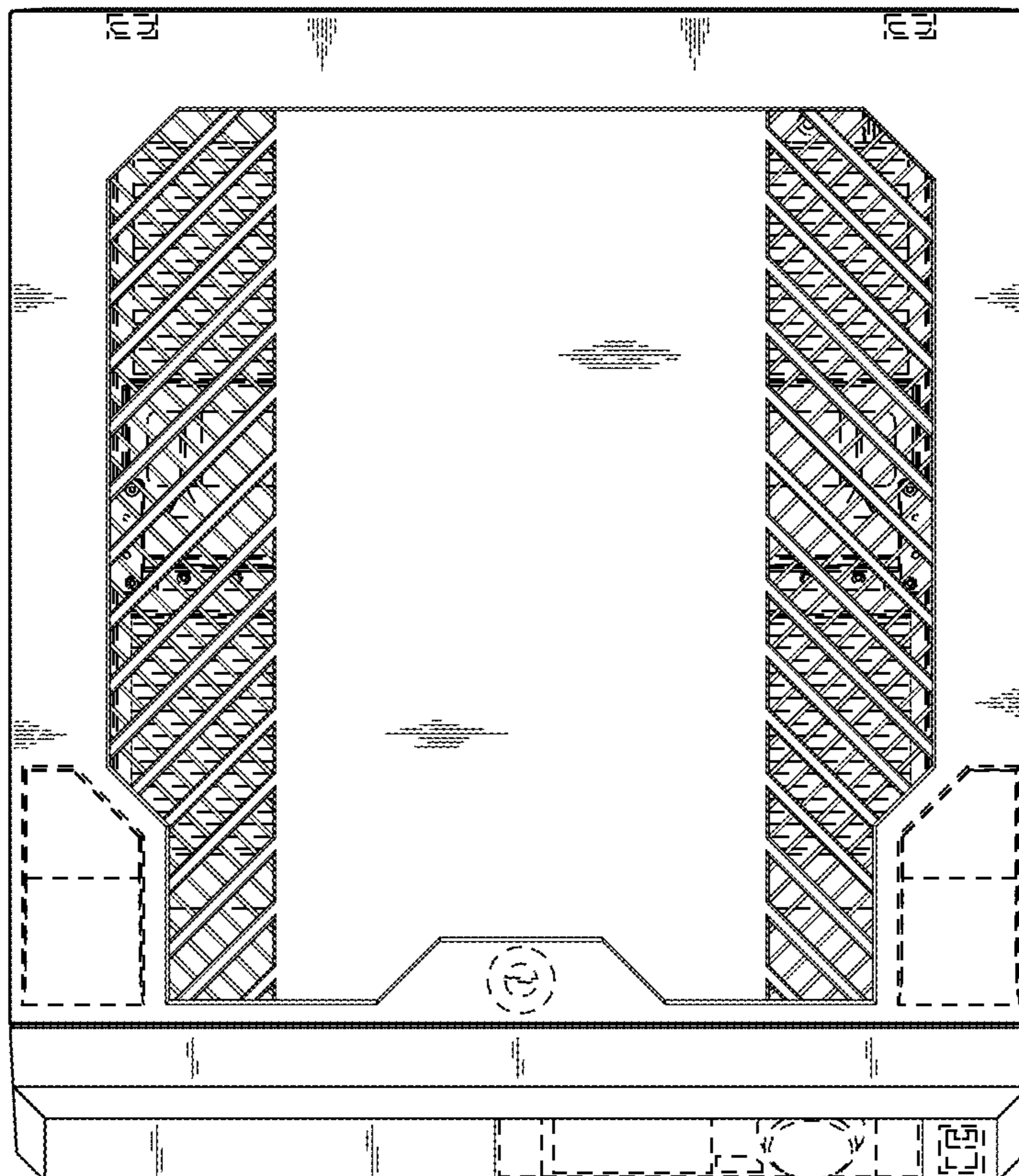



FIG. 6



*FIG. 7*