



US00D749145S

(12) **United States Design Patent**
Renski et al.

(10) **Patent No.:** **US D749,145 S**
(45) **Date of Patent:** **** Feb. 9, 2016**

- (54) **ADAPTER FOR A GROUND ENGAGING MACHINE IMPLEMENT**
- (71) Applicant: **CATERPILLAR, INC.**, Peoria, IL (US)
- (72) Inventors: **William J. Renski**, Peoria, IL (US);
James Robert LaHood, Peoria, IL (US)
- (73) Assignee: **Caterpillar Inc.**, Peoria, IL (US)
- (**) Term: **14 Years**
- (21) Appl. No.: **29/517,592**
- (22) Filed: **Feb. 13, 2015**

1,856,930 A	5/1932	Robin
2,427,651 A	9/1947	Baer
D182,143 S	2/1958	Petersen
2,982,035 A	5/1961	Stephenson
3,019,537 A	2/1962	Stephenson

(Continued)

FOREIGN PATENT DOCUMENTS

CL	2068-1995	10/1996
CL	391-1998	11/1998

(Continued)

OTHER PUBLICATIONS

Caterpillar Inc., Cat® K Series™ Tooth Systems, brochure (4 pages), 2006.

(Continued)

Related U.S. Application Data

- (62) Division of application No. 29/488,787, filed on Apr. 23, 2014, now Pat. No. Des. 727,369, which is a division of application No. 29/403,594, filed on Oct. 7, 2011, now Pat. No. Des. 707,264.

(51) **LOC (10) Cl.** **15-03**

(52) **U.S. Cl.**
USPC **D15/29**; D15/28

(58) **Field of Classification Search**
 USPC D15/11, 28, 29; 37/456, 452, 450, 446,
 37/454, 449, 453, 455, 903; 403/379.5,
 403/DIG. 1; 111/152; 172/724, 730, 766,
 172/770, 771, 721, 713, 699, 772
 CPC Y10T 29/49826; Y10T 403/589;
 Y10T 403/7018; Y10T 403/7075; E02F 9/28;
 E02F 9/2825; E02F 9/2833; E02F 9/2866;
 E02F 9/2858; E02F 9/2808; E02F 9/2841
 See application file for complete search history.

(56) **References Cited**

U.S. PATENT DOCUMENTS

1,220,186 A	3/1917	Chambers
1,384,701 A	7/1921	McMonegal
1,571,782 A	2/1926	Andrews

Primary Examiner — Mark Goodwin

(74) *Attorney, Agent, or Firm* — Siadman DesignLaw Group, LLC

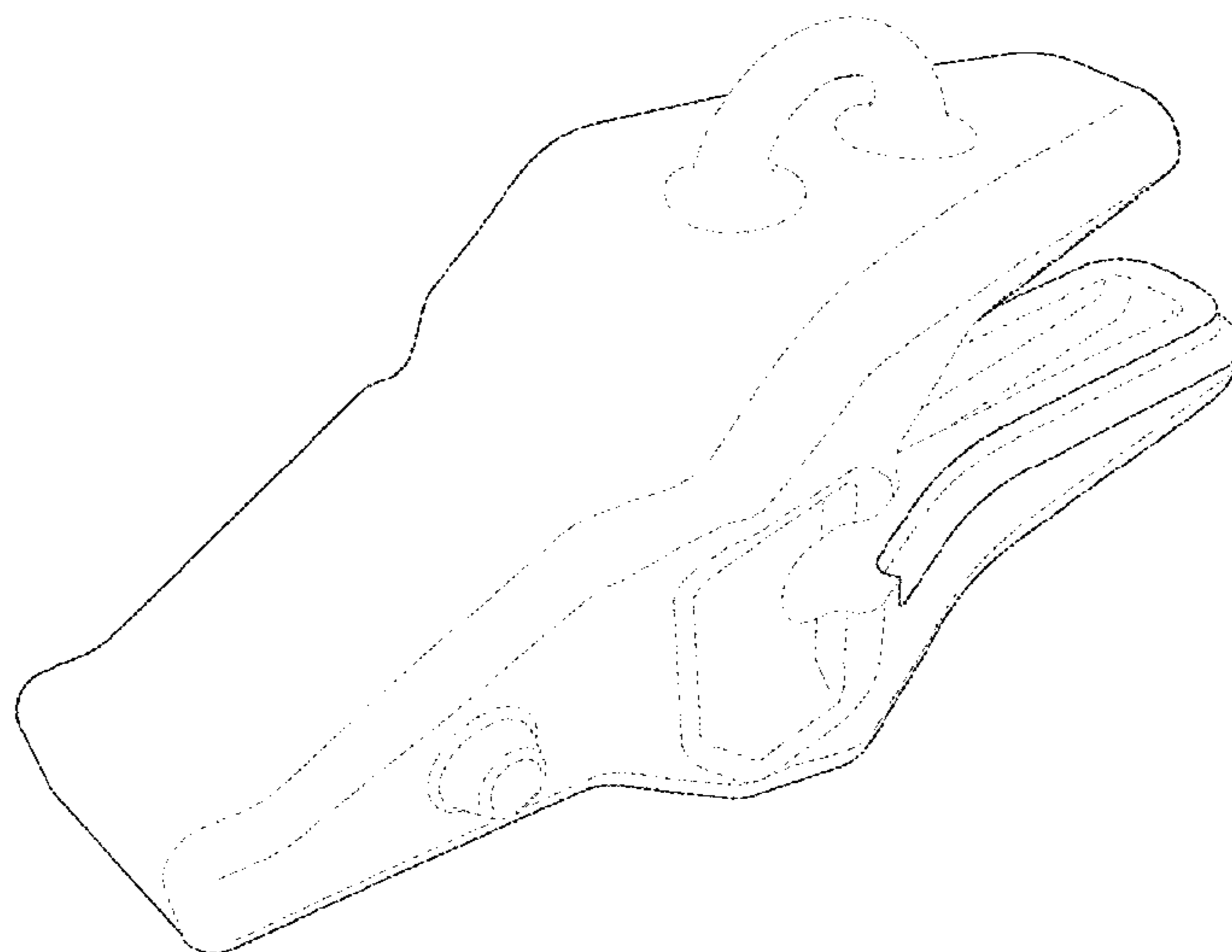
(57) **CLAIM**

The ornamental design for an adapter for a ground engaging machine implement, as shown and described.

DESCRIPTION

FIG. 1 is a front perspective view of an adapter for a ground engaging machine implement showing our new design;
 FIG. 2 is a front view thereof;
 FIG. 3 is a right side view thereof;
 FIG. 4 is a left side view thereof;
 FIG. 5 is a rear view thereof;
 FIG. 6 is a top view thereof;
 FIG. 7 is a bottom view thereof;
 FIG. 8 is a rear perspective view thereof; and,
 FIG. 9 is another rear perspective view thereof.
 The broken lines illustrate structure or features that form no part of the claimed design.

1 Claim, 6 Drawing Sheets



(56)

References Cited

U.S. PATENT DOCUMENTS

3,312,004 A 4/1967 Johnson
 3,623,247 A 11/1971 Stepe
 3,774,324 A 11/1973 Lafond
 3,823,496 A 7/1974 Querci et al.
 3,832,077 A 8/1974 Von Mehren
 4,027,408 A 6/1977 Ramella et al.
 D251,431 S 3/1979 Klett et al.
 D252,461 S 7/1979 Korpi
 4,182,057 A 1/1980 Klett et al.
 D255,119 S 5/1980 Korpi
 4,231,173 A 11/1980 Davis
 D275,859 S 10/1984 Nilsson
 4,516,340 A 5/1985 Launder
 D296,442 S 6/1988 Broomhall
 4,761,900 A 8/1988 Emrich
 4,776,113 A 10/1988 Bedford et al.
 4,848,013 A 7/1989 Bowman et al.
 4,932,145 A 6/1990 Reeves
 4,949,481 A 8/1990 Fellner
 4,965,945 A 10/1990 Emrich
 4,980,980 A 1/1991 Schadov et al.
 5,018,283 A 5/1991 Fellner
 D336,476 S 6/1993 Garman
 D339,592 S 9/1993 Johansson
 D345,364 S 3/1994 Robinson
 D352,044 S 11/1994 Hahn
 5,423,138 A 6/1995 Livesay et al.
 D365,577 S 12/1995 Ruvang
 5,561,925 A 10/1996 Livesay
 D385,286 S 10/1997 Moreno
 5,709,043 A 1/1998 Jones et al.
 D391,583 S 3/1998 Moreno
 D392,292 S 3/1998 Moreno
 D395,661 S 6/1998 Moreno
 5,806,216 A 9/1998 Renski
 D399,511 S 10/1998 Launder et al.
 5,852,888 A 12/1998 Cornelius
 D408,422 S 4/1999 Moreno
 D410,657 S 6/1999 Launder et al.
 D413,338 S 8/1999 Pueyo Molina
 5,937,550 A 8/1999 Emrich
 D414,193 S 9/1999 Launder et al.
 D415,173 S 10/1999 Zaun
 5,983,534 A 11/1999 Robinson et al.
 D417,877 S 12/1999 Launder et al.
 D429,256 S 8/2000 Zaun
 D429,258 S 8/2000 Zaun
 6,321,471 B2 11/2001 Fernandez Muñoz et al.
 D454,891 S 3/2002 Ketting et al.
 D460,464 S 7/2002 Ketting et al.
 D461,198 S 8/2002 Ketting et al.
 D461,832 S 8/2002 Ketting et al.
 6,477,796 B1 11/2002 Cornelius
 6,735,890 B2 5/2004 Carpenter et al.
 6,745,503 B1 6/2004 Moreno et al.
 6,766,602 B2 7/2004 Cox et al.
 D499,749 S 12/2004 Launder et al.
 6,836,983 B2 1/2005 Moreno et al.
 6,865,828 B1 3/2005 Molino et al.
 D505,137 S 5/2005 Steinlage et al.
 D512,078 S 11/2005 Poutre
 D527,029 S 8/2006 Launder et al.

7,100,315 B2 9/2006 Carpenter et al.
 7,168,193 B2 1/2007 Moreno et al.
 D552,632 S 10/2007 De Martiis
 D560,232 S 1/2008 De Martiis
 7,367,144 B2 5/2008 Jones et al.
 D614,206 S 4/2010 Ruvang
 7,739,814 B2 6/2010 Carpenter et al.
 D624,943 S 10/2010 Gibbon
 D706,307 S 6/2014 Renski et al.
 D706,311 S 6/2014 Renski et al.
 D706,312 S 6/2014 Renski et al.
 D706,839 S 6/2014 Renski et al.
 D706,840 S 6/2014 Renski et al.
 D707,263 S 6/2014 Renski et al.
 D707,264 S 6/2014 Renski et al.
 2004/0010949 A1 1/2004 Laguarda et al.
 2008/0028644 A1 2/2008 Almendros et al.

FOREIGN PATENT DOCUMENTS

CL 1193-1999 9/1999
 CL 223-1999 11/1999
 CL 1457-1999 11/1999
 CL 1583-1999 6/2000
 CL 2671-2005 7/2006
 CL 3115-2005 9/2006
 CL 3116-2005 9/2006
 CL 173-2008 8/2008
 CL 174-2008 8/2008
 CL 2524-2008 1/2009
 CL 1764-2008 7/2009
 CL 618-2010 11/2010
 CL 739-2010 12/2010
 CL 291-2012 11/2012
 EM 000089099-0001-0003 10/2003
 EM 000877477-0001-0009 1/2008
 EM 000895396-0001-0015 3/2008
 EP 0 411 486 A1 2/1991
 EP 2 011 927 A2 1/2009
 GB 1049195 3/1988
 GB 1050103 4/1988
 GB 2010025 4/1990
 GB 2010026 4/1990
 GB 2057051 12/1995
 GB 2057052 12/1995
 GB 2057053 12/1995
 GB 2060104 4/1996
 GB 2060105 4/1996
 GB 2057055 5/1996
 GB 2091441 10/1999
 GB 2091502 10/1999
 GB 2095654 3/2000
 GB 2097590 3/2000
 GB 2097591 4/2000
 GB 2097592 4/2000
 GB 2097593 5/2000
 GB 2104929 3/2001
 GB 2106421 4/2001

OTHER PUBLICATIONS

Caterpillar Inc., "Cat Backhoe Loader Options," published Jan. 1, 2005.
 U.S. Appl. No. 13/644,518, filed Oct. 4, 2012, entitled "Implement Tooth Assembly with Tip and Adapter".

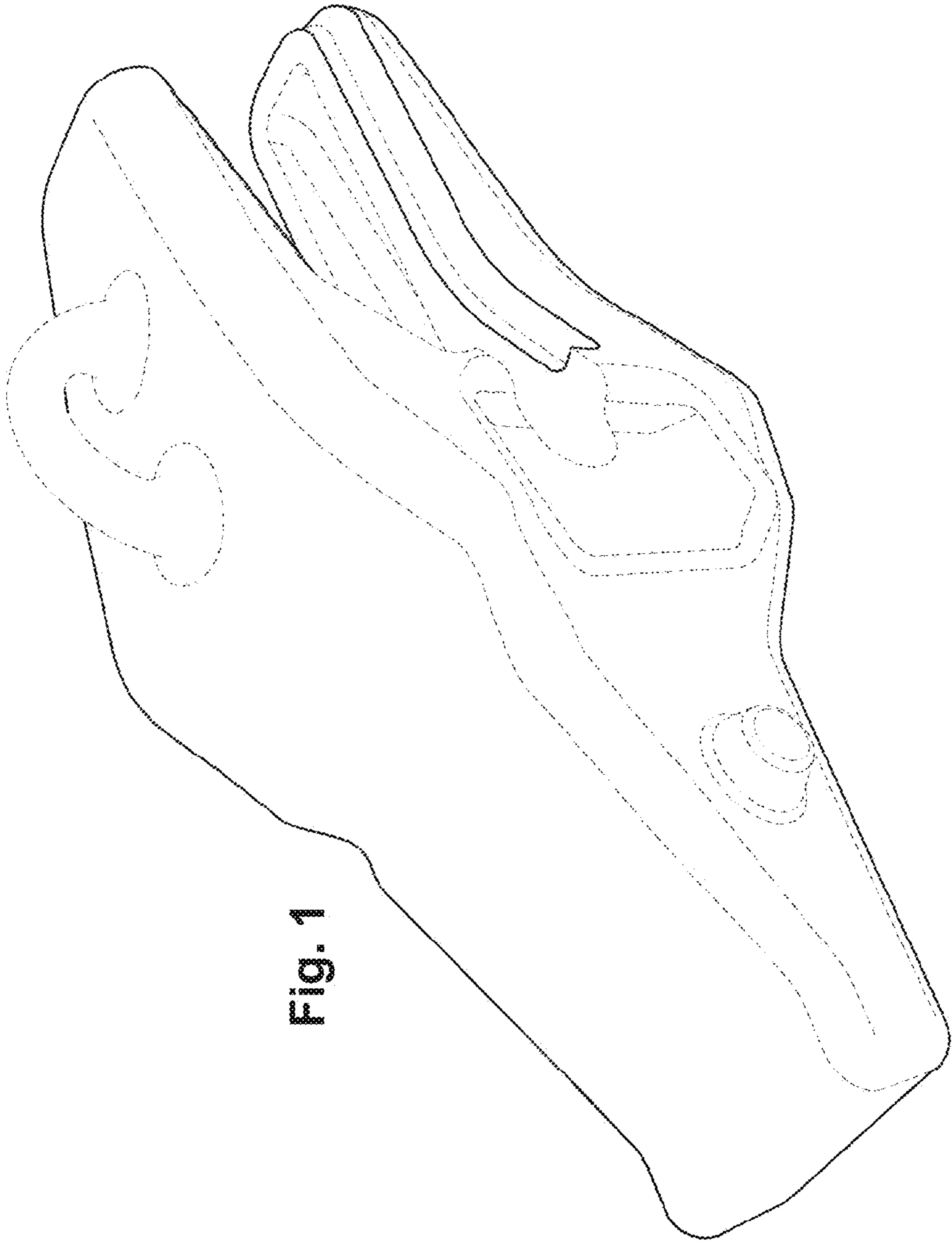


Fig. 1

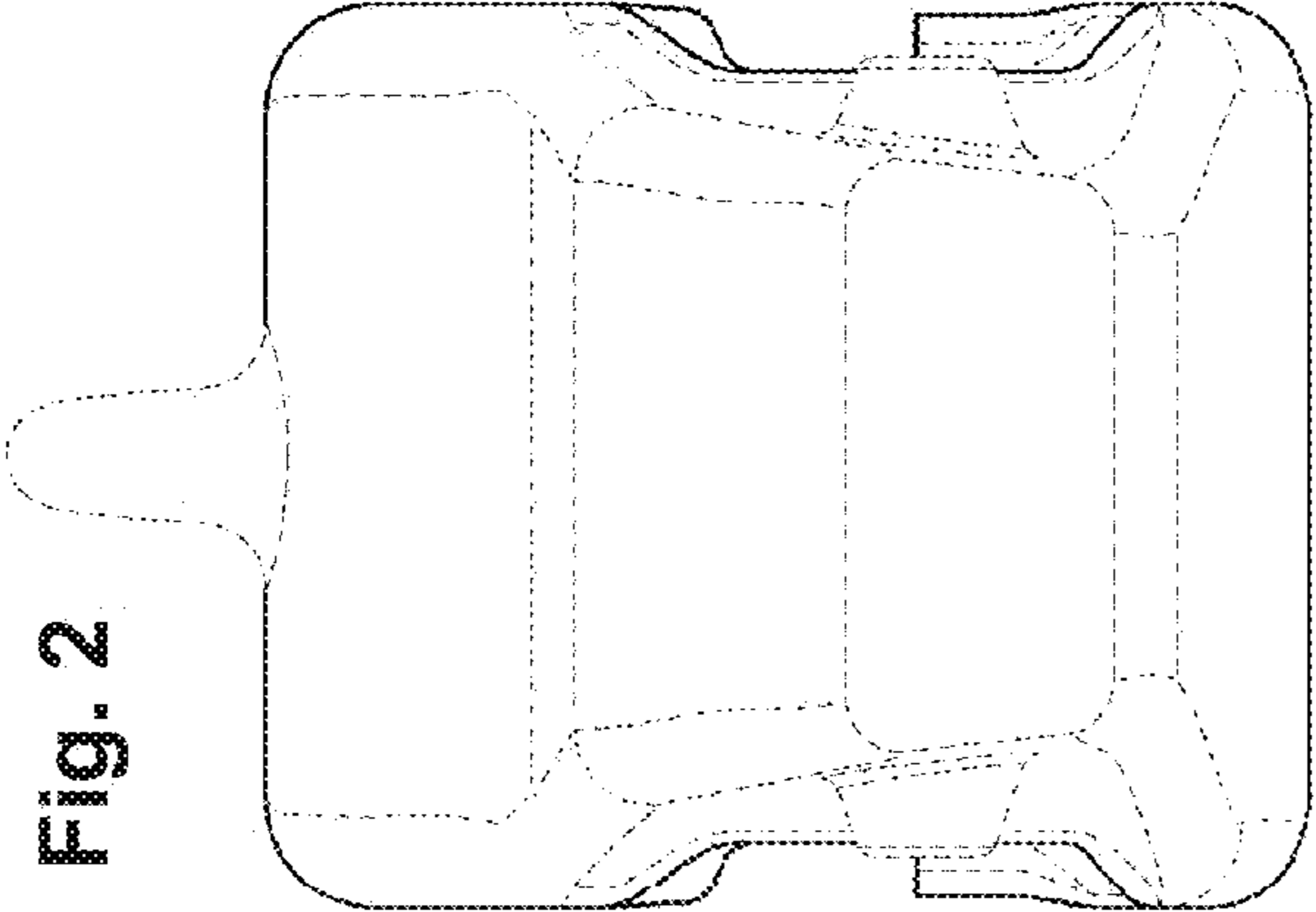


Fig. 2

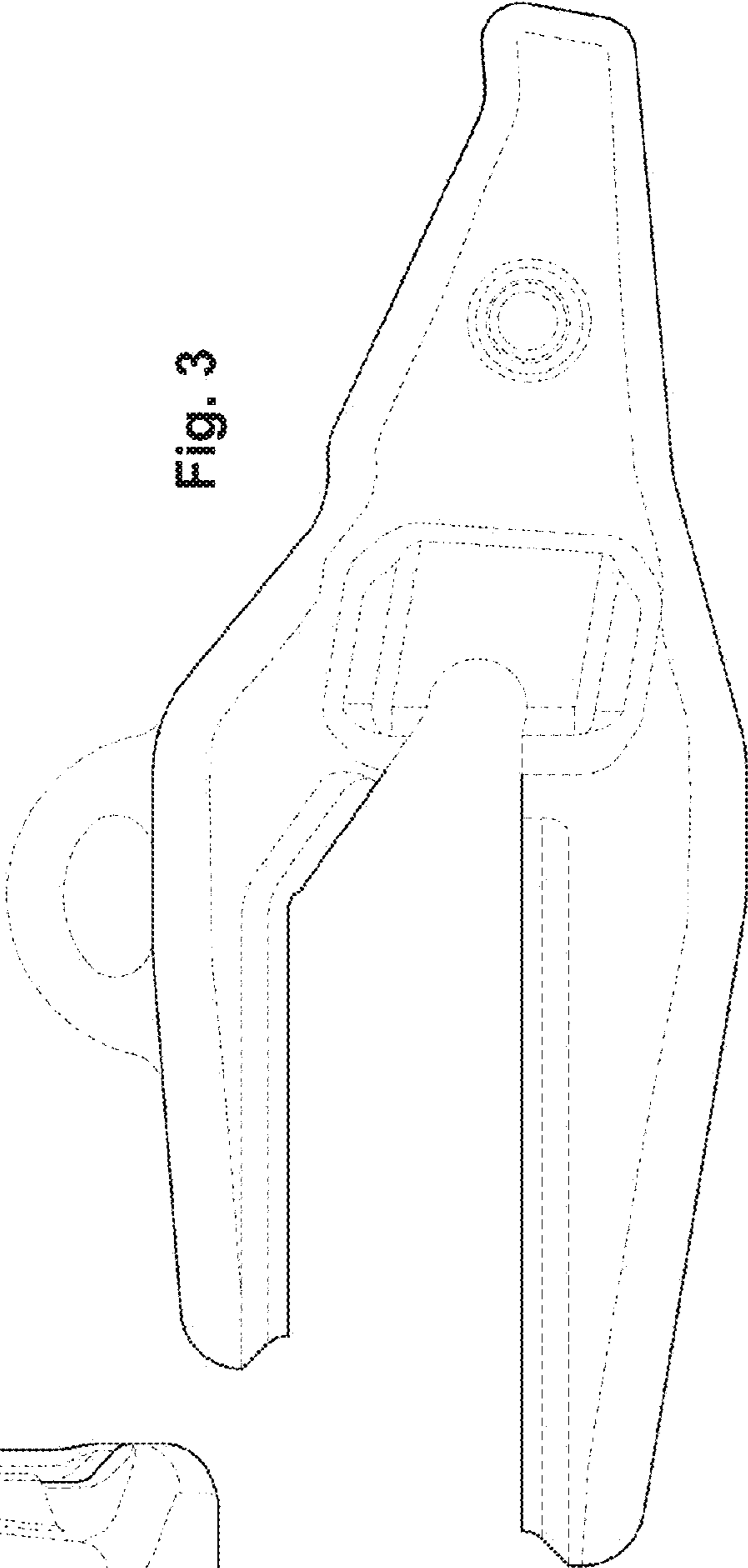


Fig. 3

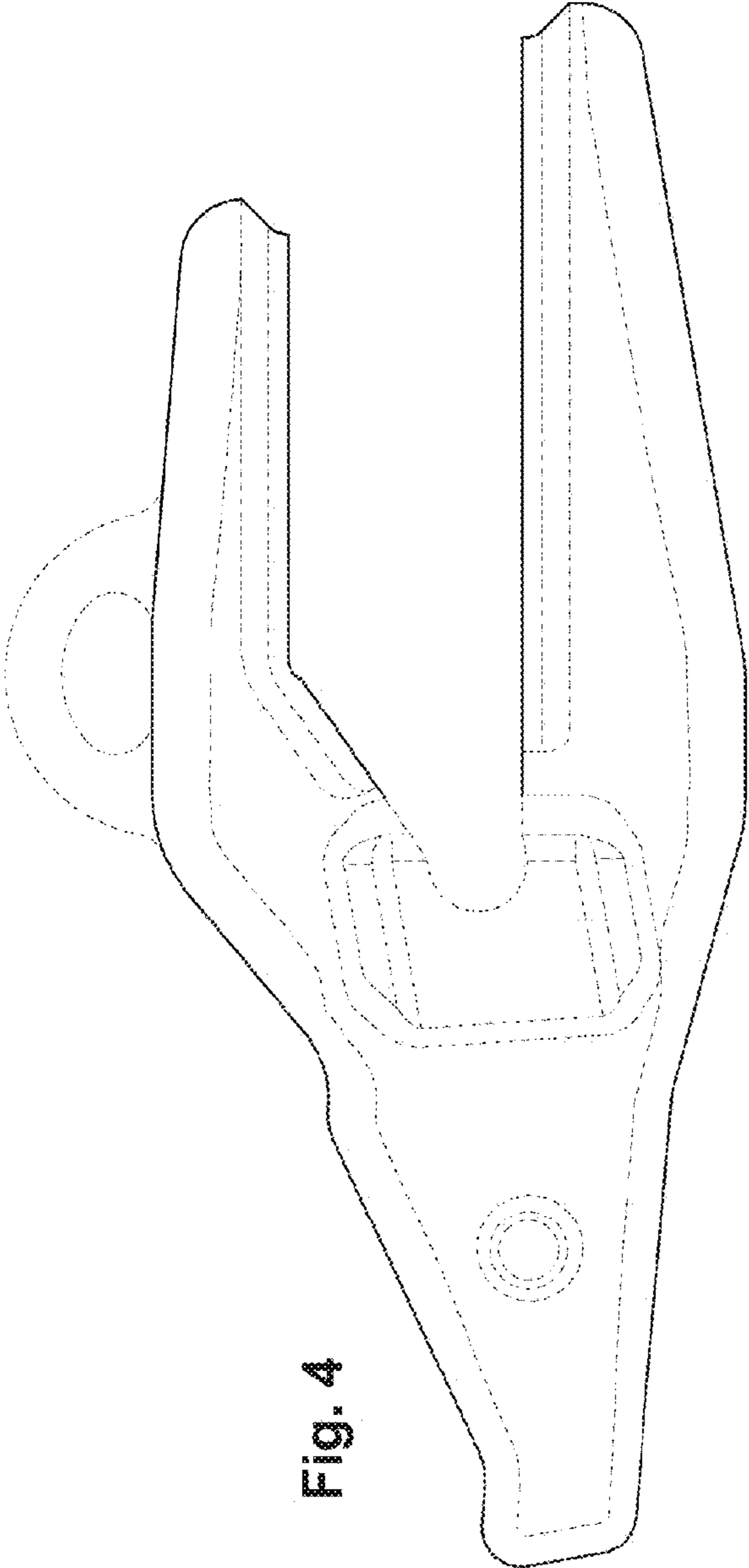
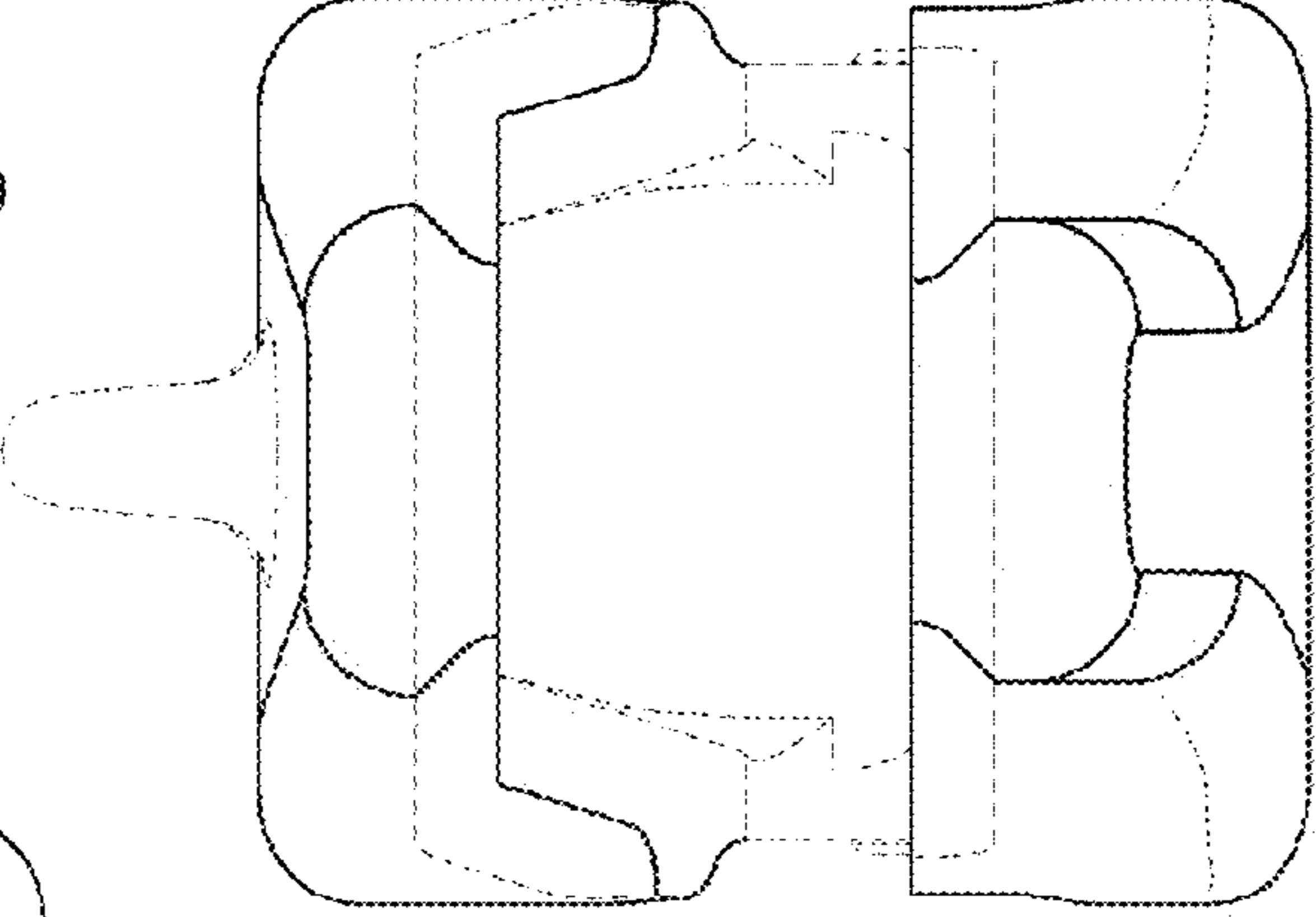


Fig. 4

Fig. 5



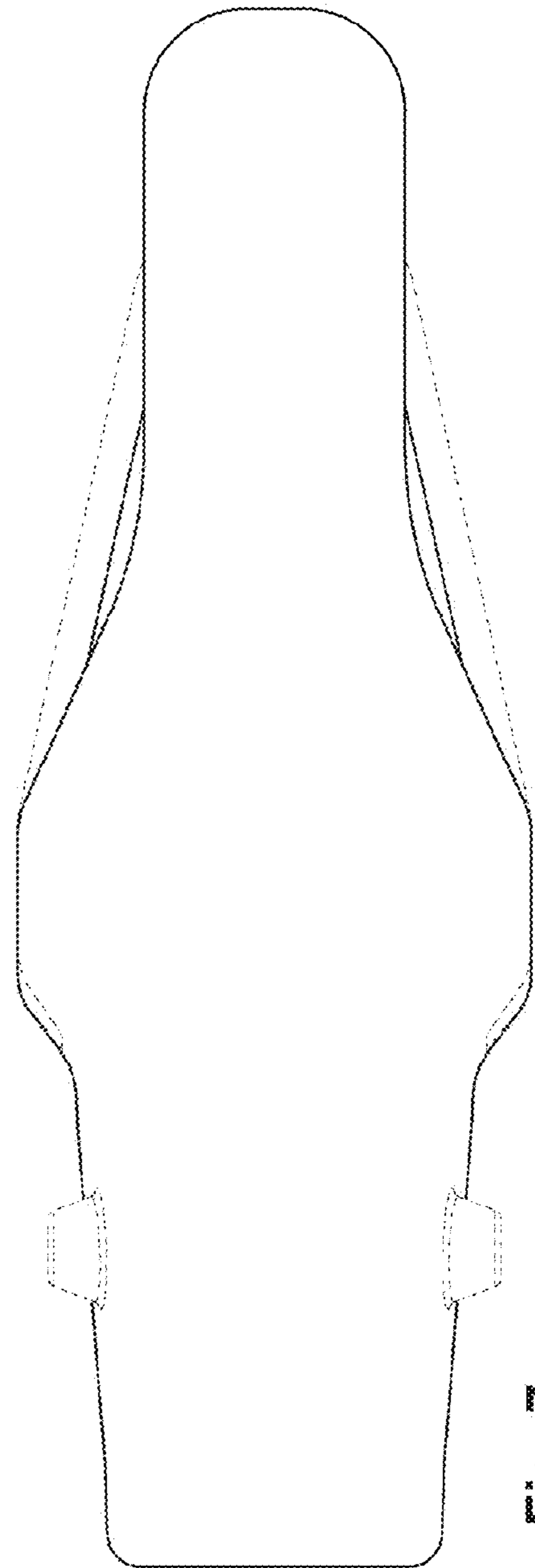
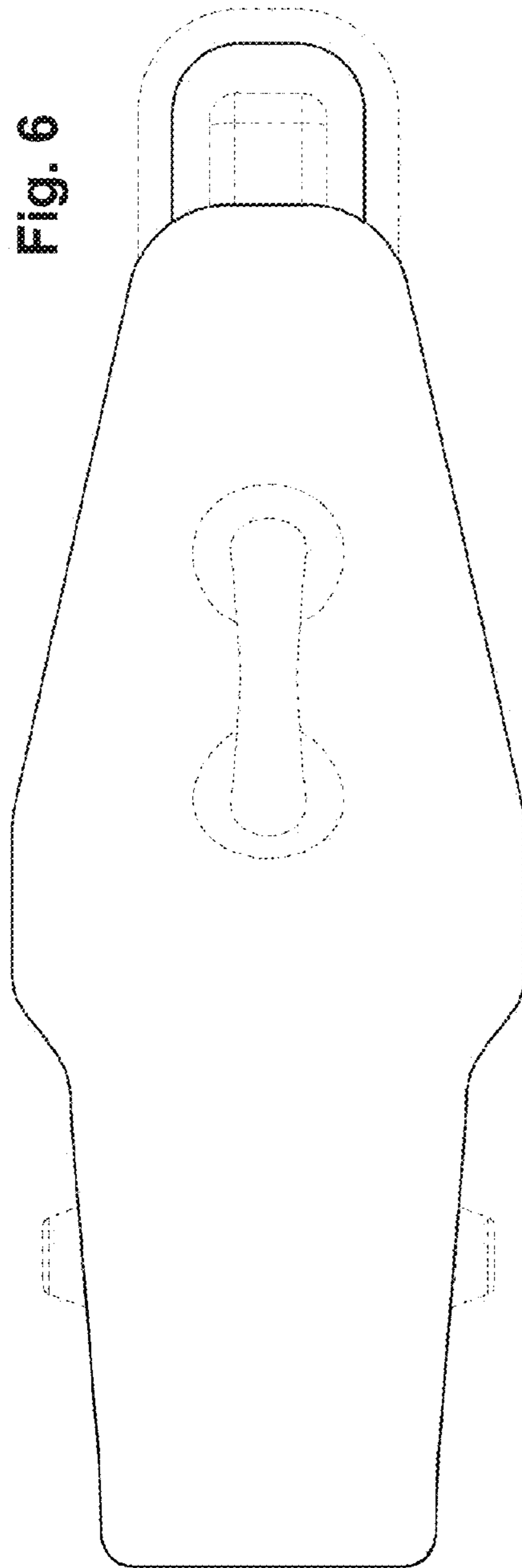
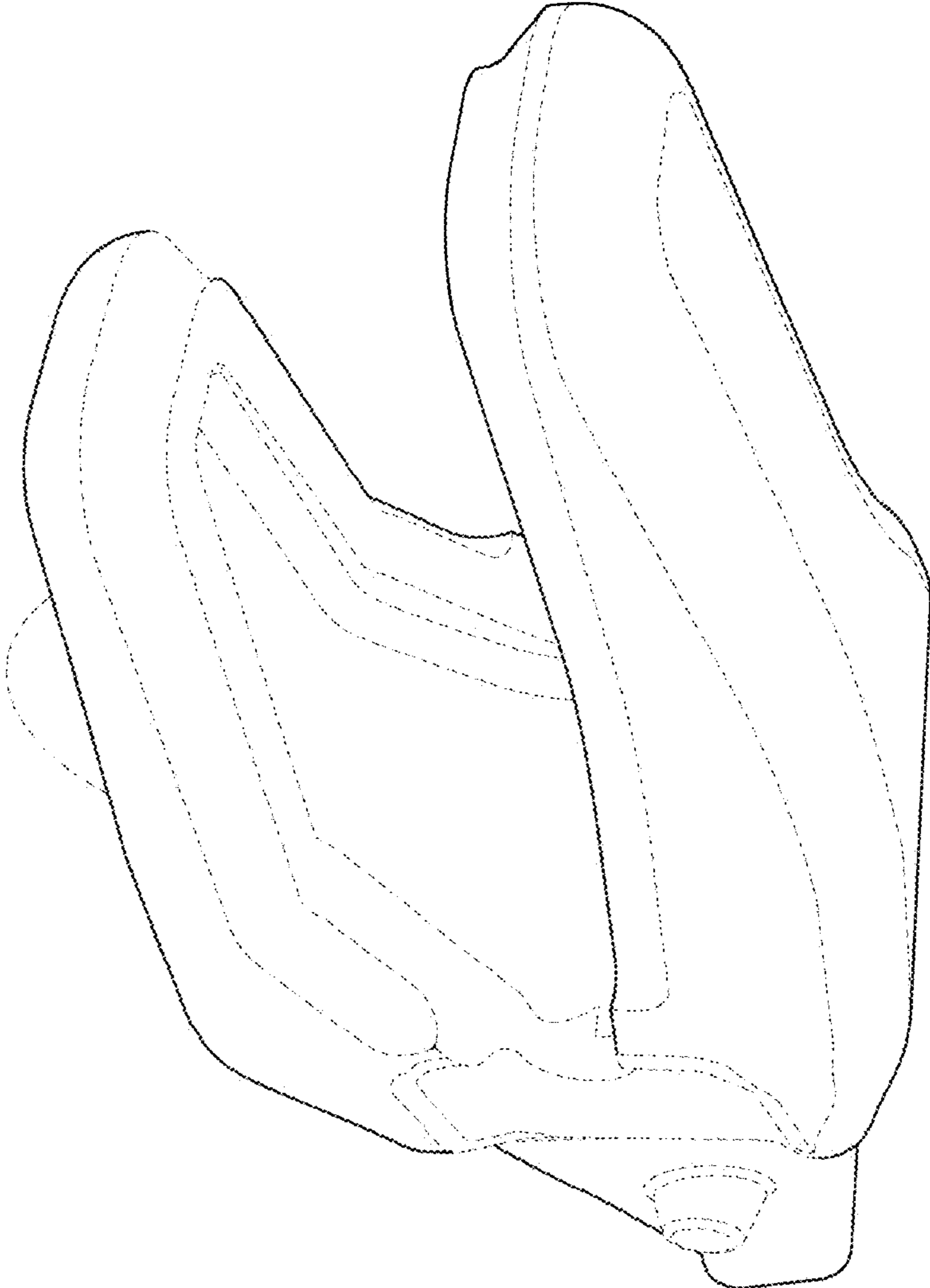


Fig. 6

Fig. 7

Fig. 8



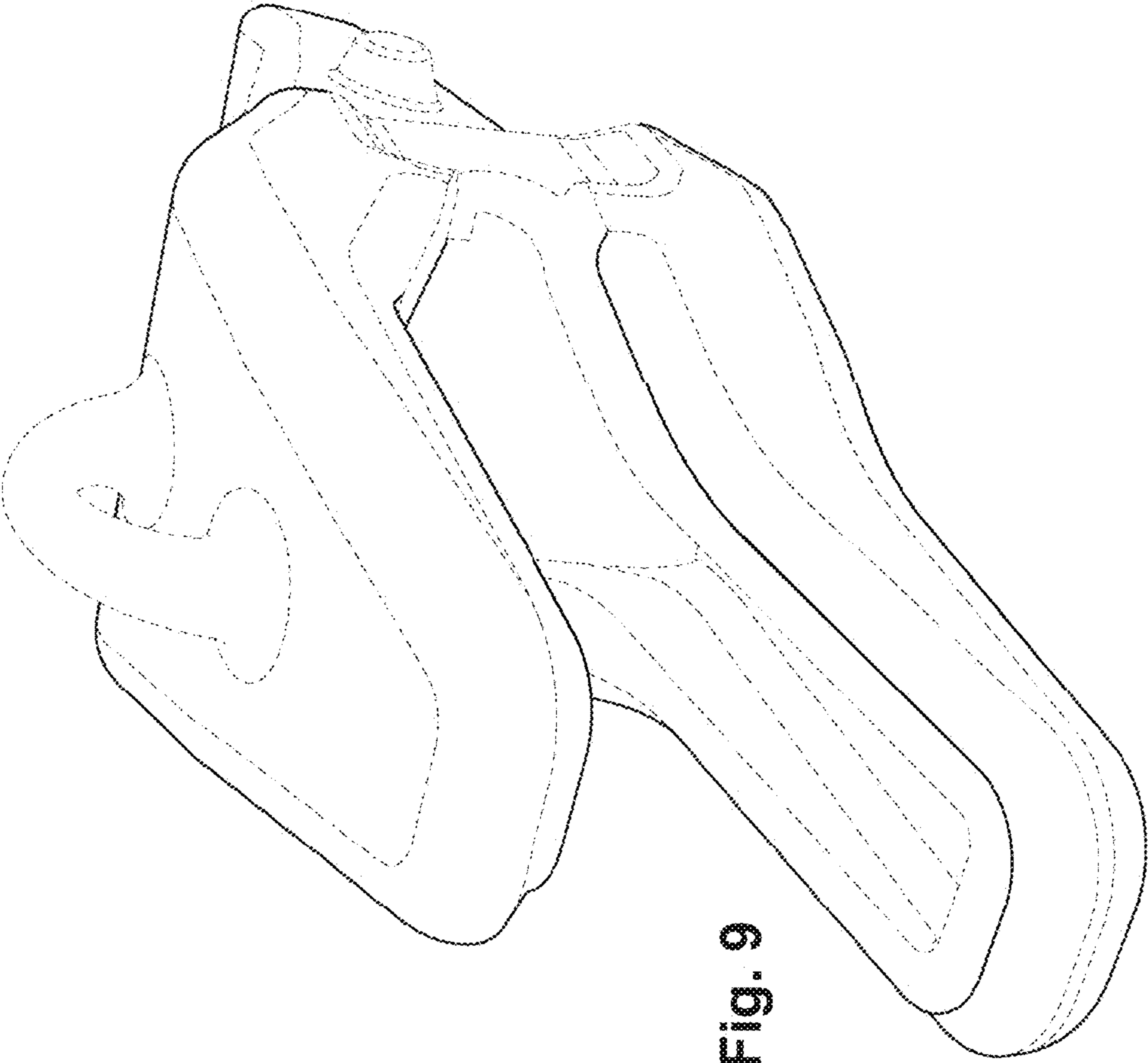


Fig. 9

UNITED STATES PATENT AND TRADEMARK OFFICE
CERTIFICATE OF CORRECTION

PATENT NO. : D749,145 S
APPLICATION NO. : 29/517592
DATED : February 9, 2016
INVENTOR(S) : William J. Renski et al.

Page 1 of 1

It is certified that error appears in the above-identified patent and that said Letters Patent is hereby corrected as shown below:

ON THE TITLE PAGE

(74) Attorney, Agent, or Firm should read - Saidman DesignLaw Group, LLC

Signed and Sealed this
Thirty-first Day of May, 2016



Michelle K. Lee
Director of the United States Patent and Trademark Office