



US00D749134S

(12) **United States Design Patent**
Niakan et al.

(10) **Patent No.:** **US D749,134 S**

(45) **Date of Patent:** **** Feb. 9, 2016**

(54) **AIR INTAKE SYSTEM**

(71) Applicants: **Shahriar Nick Niakan**, Anaheim Hills, CA (US); **Christian Luc Landel**, Corona, CA (US)

(72) Inventors: **Shahriar Nick Niakan**, Anaheim Hills, CA (US); **Christian Luc Landel**, Corona, CA (US)

(73) Assignee: **Advanced Flow Engineering**, Corona, CA (US)

(**) Term: **14 Years**

(21) Appl. No.: **29/463,024**

(22) Filed: **Jul. 8, 2013**

(51) **LOC (10) Cl.** **15-01**

(52) **U.S. Cl.**
USPC **D15/5**

(58) **Field of Classification Search**
USPC D15/1-5; D12/194, 400; 123/184.21, 123/198 E, 184.29, 184.46
See application file for complete search history.

(56) **References Cited**

U.S. PATENT DOCUMENTS

D455,438 S * 4/2002 Hall D15/5
2004/0235369 A1 * 11/2004 Nakajima et al. 440/88 A
2006/0196462 A1 * 9/2006 Quezada 123/184.21

2008/0041328 A1 * 2/2008 Granatelli 123/184.21
2009/0064959 A1 * 3/2009 Niakan et al. 123/184.53
2009/0126670 A1 * 5/2009 Kado et al. 123/184.21
2011/0214936 A1 * 9/2011 Raimbault et al. 181/229
2012/0073539 A1 * 3/2012 Lee 123/198 E
2012/0152632 A1 * 6/2012 Azuma 180/68.3
2012/0298434 A1 * 11/2012 Khouw et al. 180/68.3
2013/0104832 A1 * 5/2013 Chang et al. 123/184.21

* cited by examiner

Primary Examiner — T. Chase Nelson

Assistant Examiner — Ania Aman

(74) *Attorney, Agent, or Firm* — Gibbs & White P.C.; Franklin E. Gibbs

(57) **CLAIM**

The ornamental design for an air intake system, as shown and described.

DESCRIPTION

FIG. 1 is a view of the top of an air intake system showing our my new design;

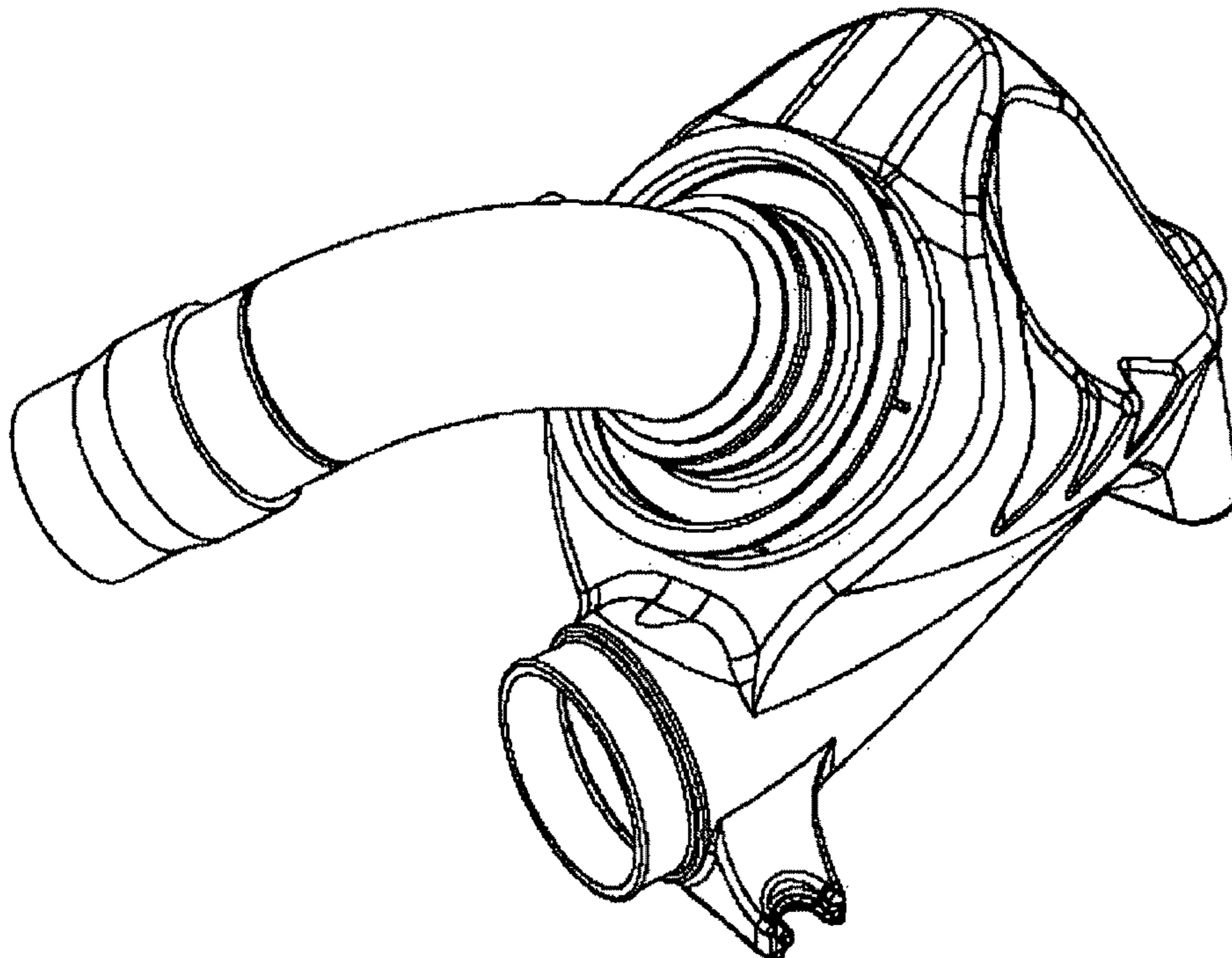
FIG. 2 is a left side view of an air intake system showing our new design;

FIG. 3 is front view of an air intake system showing our new design; and,

FIG. 4 is a perspective front view of an air intake system showing our new design.

The broken lines shown in the drawings are for the purpose of illustrating portions of the article that form no part of the claimed design.

1 Claim, 4 Drawing Sheets



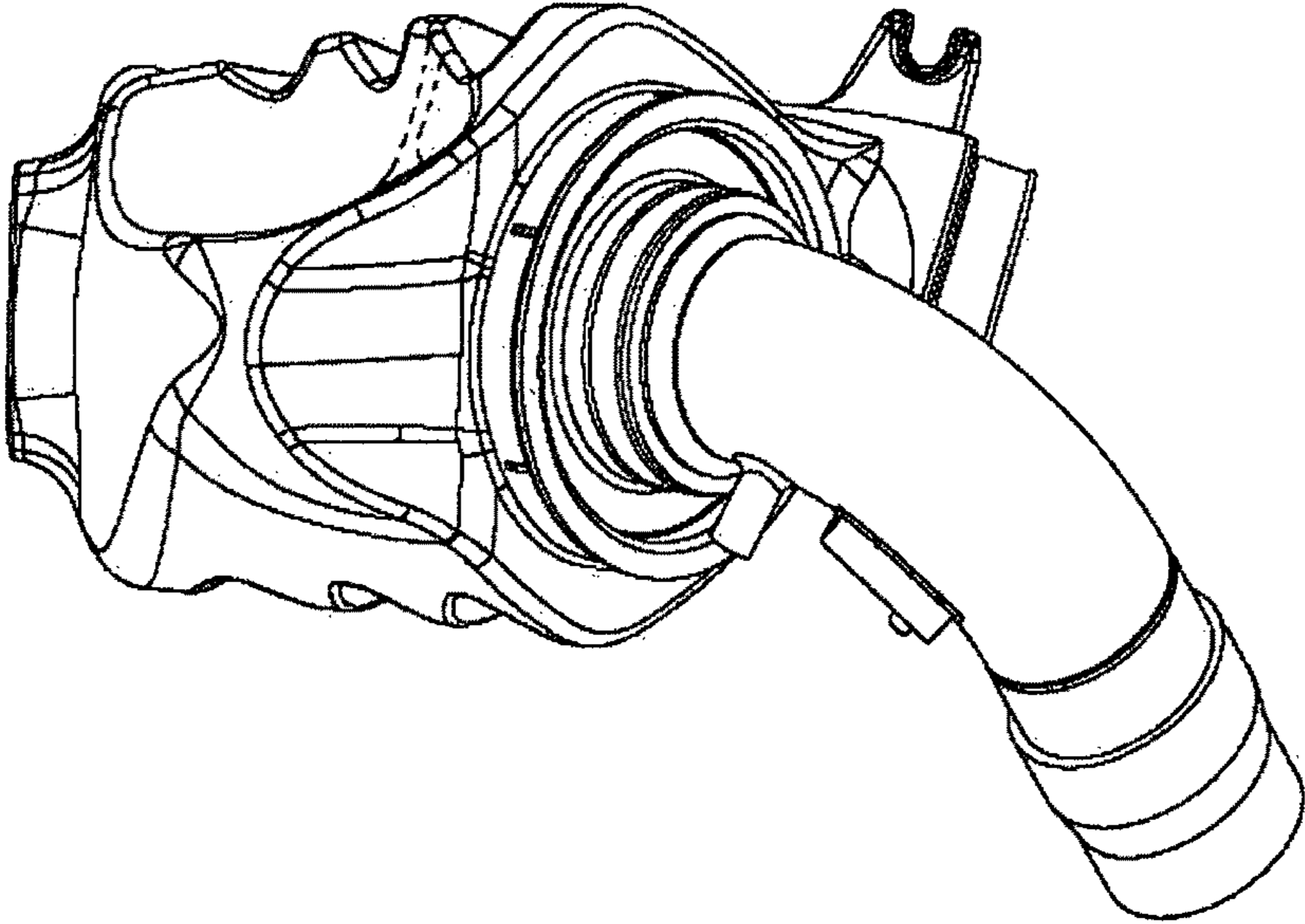


Fig. 1

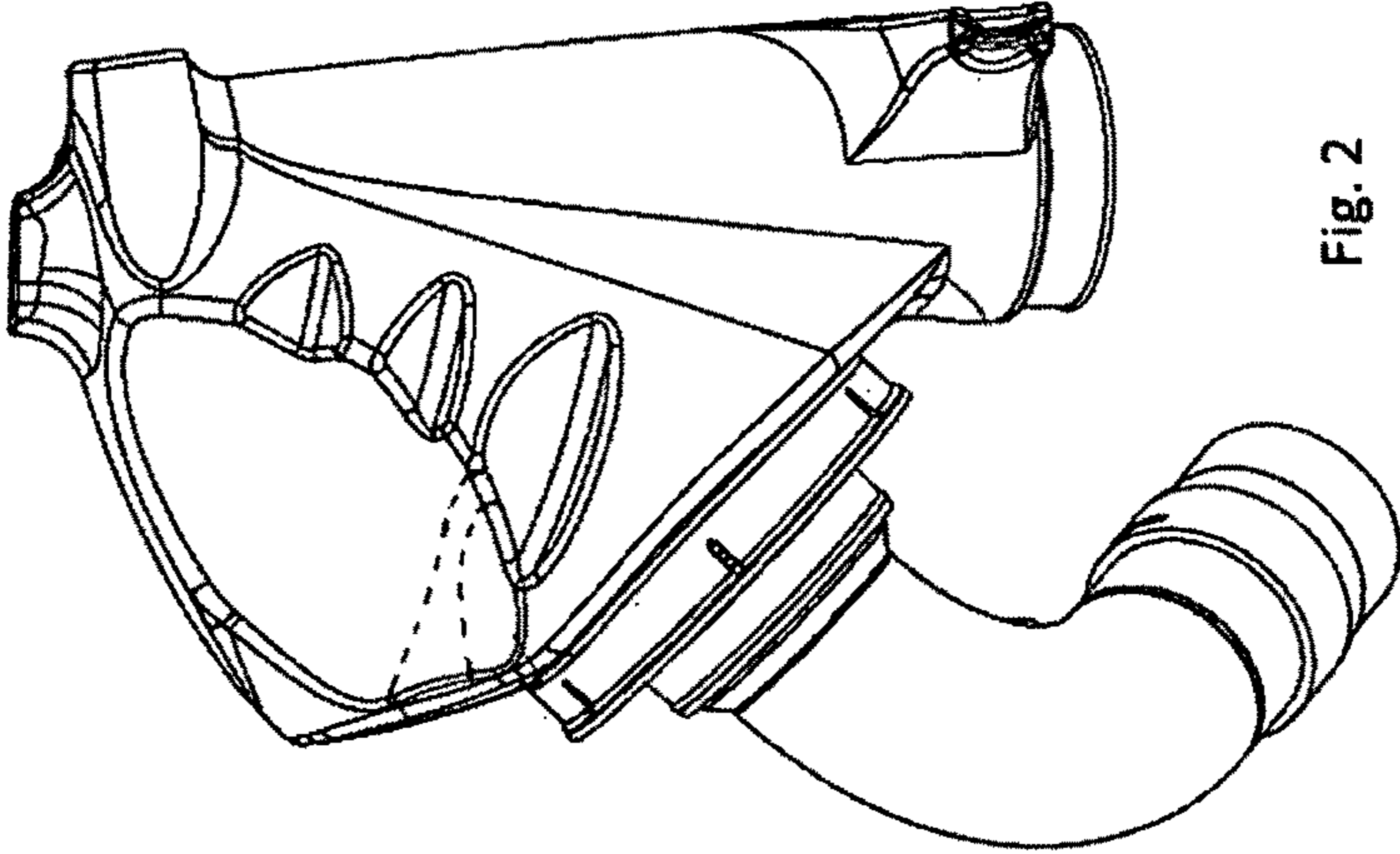


Fig. 2

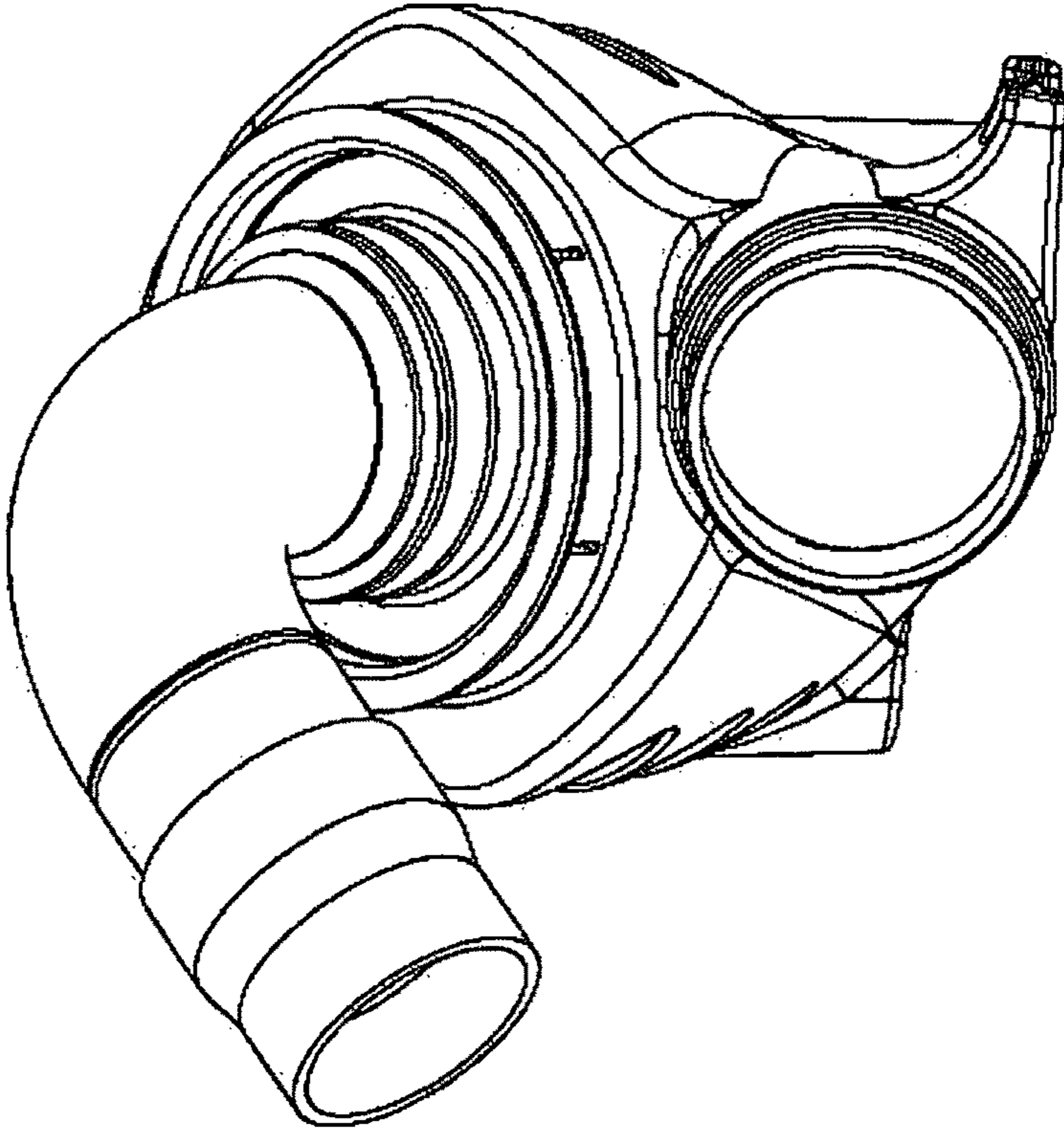


Fig. 3

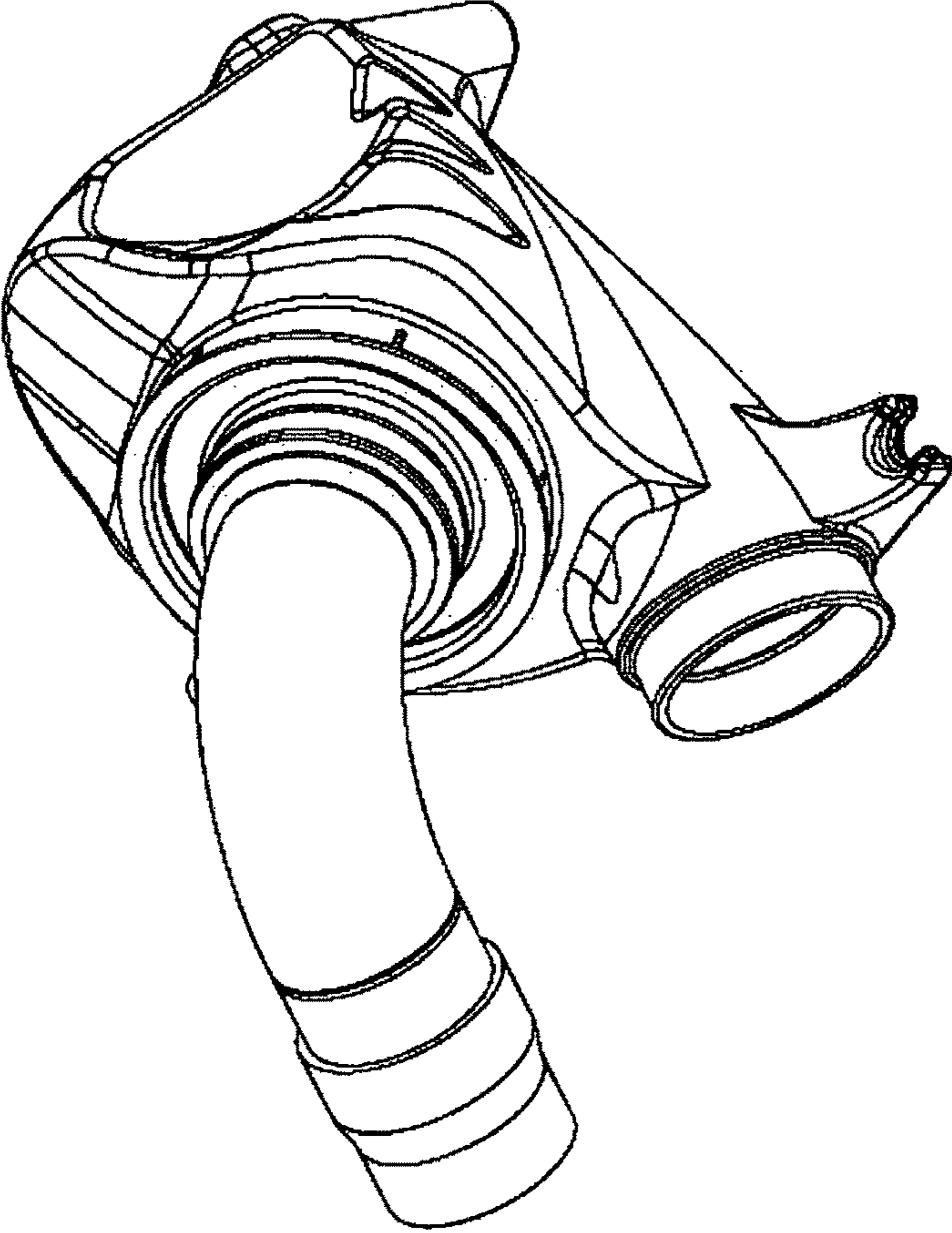


Fig. 4