



US00D749114S

(12) **United States Design Patent**
Tanaka

(10) **Patent No.:** **US D749,114 S**

(45) **Date of Patent:** **** Feb. 9, 2016**

(54) **DISPLAY OF MOBILE INFORMATION
TERMINAL WITH TRANSITIONAL
GRAPHICAL USER INTERFACE**

(71) Applicant: **SHARP KABUSHIKI KAISHA**, Osaka
(JP)

(72) Inventor: **Yohichi Tanaka**, Osaka (JP)

(73) Assignee: **SHARP KABUSHIKI KAISHA**, Osaka
(JP)

(**) Term: **14 Years**

(21) Appl. No.: **29/509,899**

(22) Filed: **Nov. 21, 2014**

(30) **Foreign Application Priority Data**

May 21, 2014 (JP) 2014-010800

(51) **LOC (10) Cl.** **14-04**

(52) **U.S. Cl.**
USPC **D14/486**

(58) **Field of Classification Search**
USPC D14/485-495
CPC G06F 3/0482; G06F 3/04842; G06F
3/04817; G06F 3/048; G06F 17/211; G06F
17/212

See application file for complete search history.

(56) **References Cited**

U.S. PATENT DOCUMENTS

2013/0036384 A1* 2/2013 Murata G06F 3/0482
715/815
2013/0036387 A1* 2/2013 Murata G06F 3/04883
715/841

2013/0254717 A1* 9/2013 Al-Ali G06F 3/0488
715/830
2014/0237420 A1* 8/2014 Song G06F 3/04845
715/790
2015/0205507 A1* 7/2015 Chen G06F 3/048
715/800

* cited by examiner

Primary Examiner — Karen E Kearney

Assistant Examiner — John Reickel

(74) *Attorney, Agent, or Firm* — Birch, Stewart, Kolasch &
Birch, LLP

(57) **CLAIM**

The ornamental design for a display of mobile information terminal with transitional graphical user interface, as shown and described.

DESCRIPTION

FIG. 1 is a front view of a first image in a sequence for a display of a mobile information terminal with transitional graphical user interface;

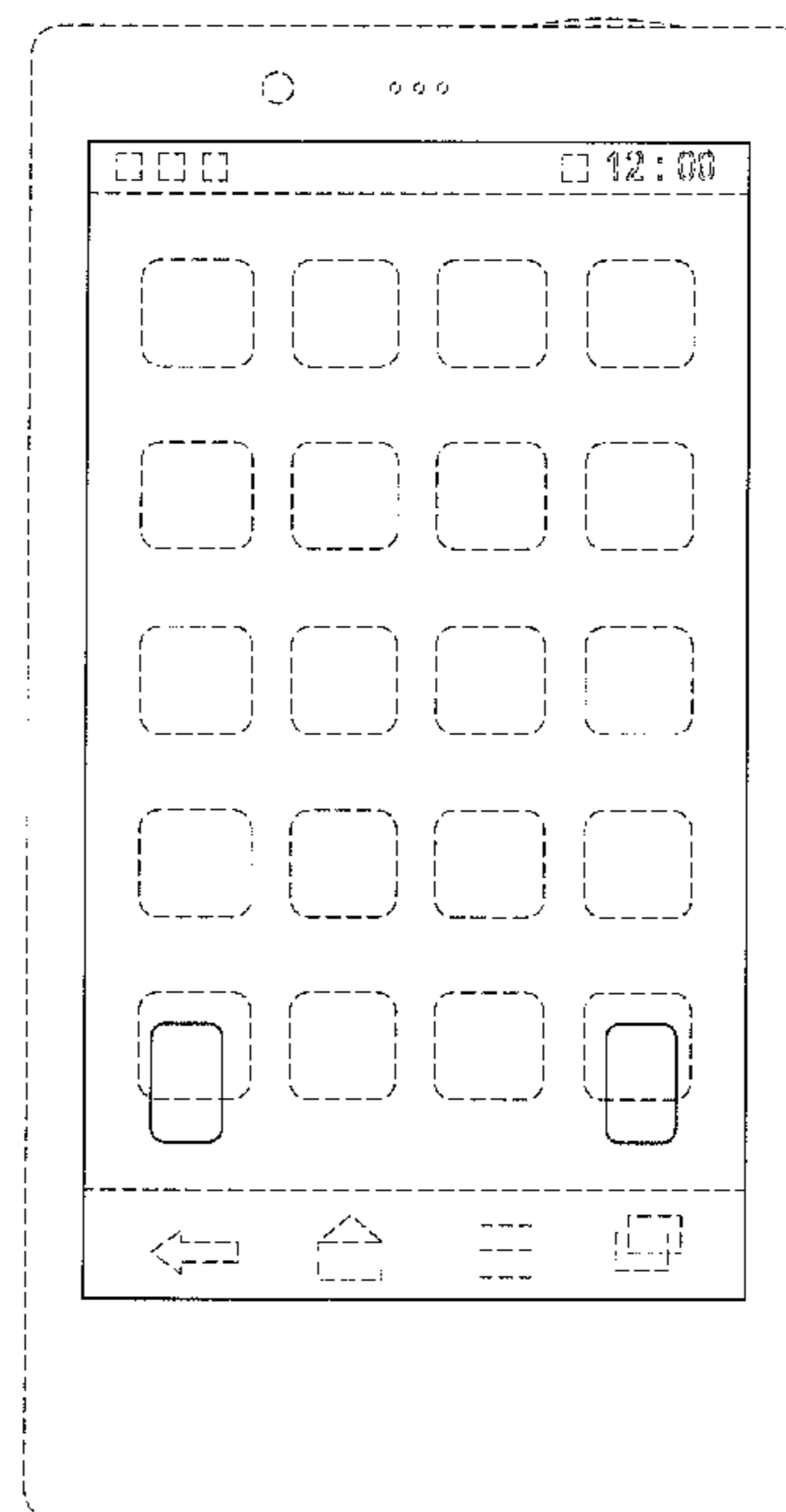
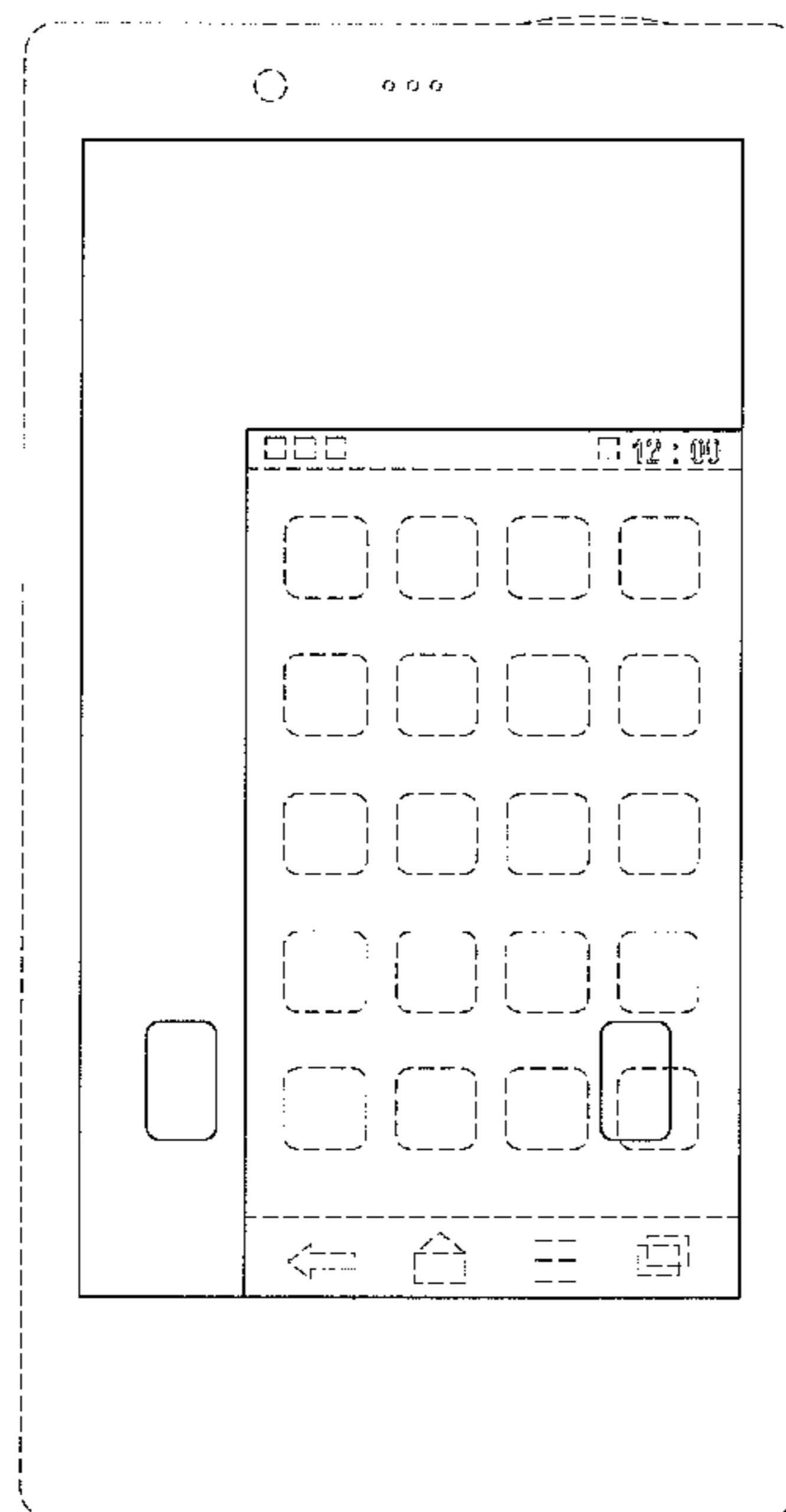
FIG. 2 is a front view of a second image thereof; and,

FIG. 3 is a front view of a third image thereof.

The appearance of the transitional image sequentially transitions between the images shown in FIGS. 1-3. The process or period in which one image transitions to another image forms no part of the claimed design.

The broken line showings of the display, mobile information terminal and portions of the graphical user interface are included for the purpose of illustrating environmental structure and form no part of the claimed design.

1 Claim, 3 Drawing Sheets



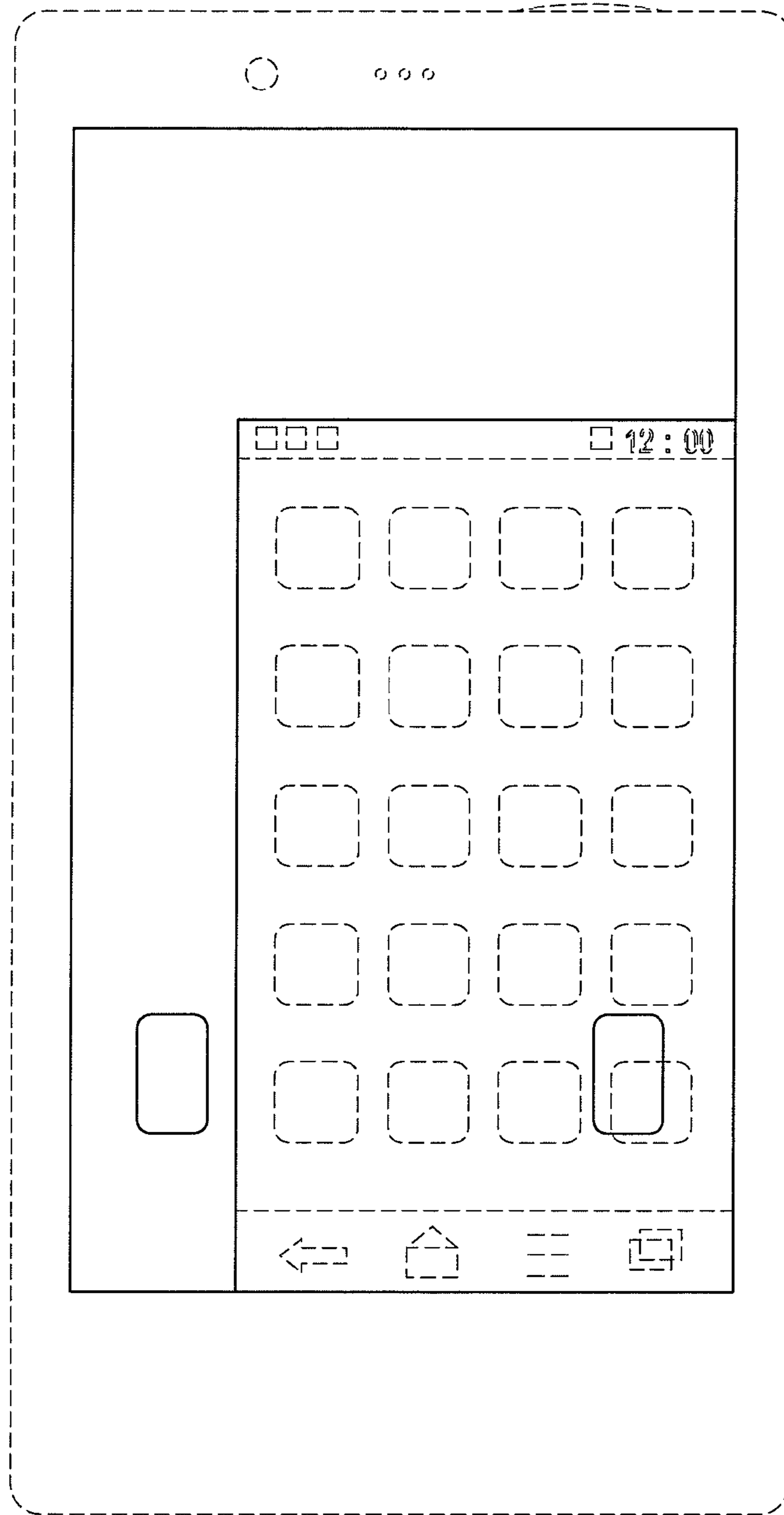


FIG.1




FIG.2




FIG.3