



US00D749083S

(12) **United States Design Patent**
Senoff

(10) **Patent No.:** **US D749,083 S**
(45) **Date of Patent:** **** Feb. 9, 2016**

(54) **ACCESSORY FOR PORTABLE ELECTRONIC DEVICE**

(71) Applicant: **Michael G. Senoff**, San Diego, CA (US)

(72) Inventor: **Michael G. Senoff**, San Diego, CA (US)

(**) Term: **14 Years**

(21) Appl. No.: **29/494,538**

(22) Filed: **Jun. 20, 2014**

(51) **LOC (10) Cl.** **14-03**

(52) **U.S. Cl.**
USPC **D14/451**

(58) **Field of Classification Search**

USPC D14/137, 147, 203, 217, 230, 238, 240,
D14/248, 251, 252, 253, 344, 345, 432, 433,
D14/439, 447, 451; D16/202, 206, 208,
D16/219; 294/25; 455/575.1, 575.3, 575.6

See application file for complete search history.

(56) **References Cited**

U.S. PATENT DOCUMENTS

3,866,873	A	2/1975	Bohli	
5,328,137	A	7/1994	Miller et al.	
5,647,624	A *	7/1997	Beshara, Jr. B65D 23/104 215/395
5,680,977	A	10/1997	Burke	
6,427,293	B1	8/2002	Bowes, Jr.	
6,550,108	B2	4/2003	Pratl	
6,639,985	B1	10/2003	Liu	
6,769,541	B1	8/2004	Carriere	
D590,386	S *	4/2009	Leith D14/248
7,661,567	B2	2/2010	Myers	
7,770,728	B2	8/2010	Kaern	
D635,918	S *	4/2011	Le D13/108
D660,305	S *	5/2012	Ho D14/447
D670,704	S *	11/2012	Barker D14/447
D692,010	S *	10/2013	Verghese D14/447
D693,818	S *	11/2013	Webber D14/439
D705,785	S *	5/2014	Wang D14/447
D706,254	S *	6/2014	Chang 14/217
2007/0215663	A1	9/2007	Chongson et al.	
2009/0090750	A1	4/2009	Alcenat	
2011/0050606	A1 *	3/2011	Zhang H04M 1/0202 345/173
2011/0266316	A1	11/2011	Ghalib et al.	
2012/0048873	A1 *	3/2012	Hyseni A45F 5/00 220/752

2012/0106054	A1 *	5/2012	Royz F16M 11/10 361/679.3
2012/0262854	A1 *	10/2012	Robert G06F 1/166 361/679.01
2013/0079066	A1 *	3/2013	Chan H04M 1/04 455/575.1
2013/0146625	A1 *	6/2013	Karle A45F 5/00 224/217
2013/0277992	A1 *	10/2013	Senoff A45F 5/00 294/25
2014/0166707	A1 *	6/2014	Leisey-Bartsch H04B 1/3888 224/197
2015/0009610	A1 *	1/2015	London G06F 1/163 361/679.03

OTHER PUBLICATIONS

<http://www.senoffloop.com/products/> Retrieved Sep. 10, 2015.*

* cited by examiner

Primary Examiner — Susan Bennett Hattan

Assistant Examiner — Leanne Was

(74) *Attorney, Agent, or Firm* — Gary L. Eastman, Esq.

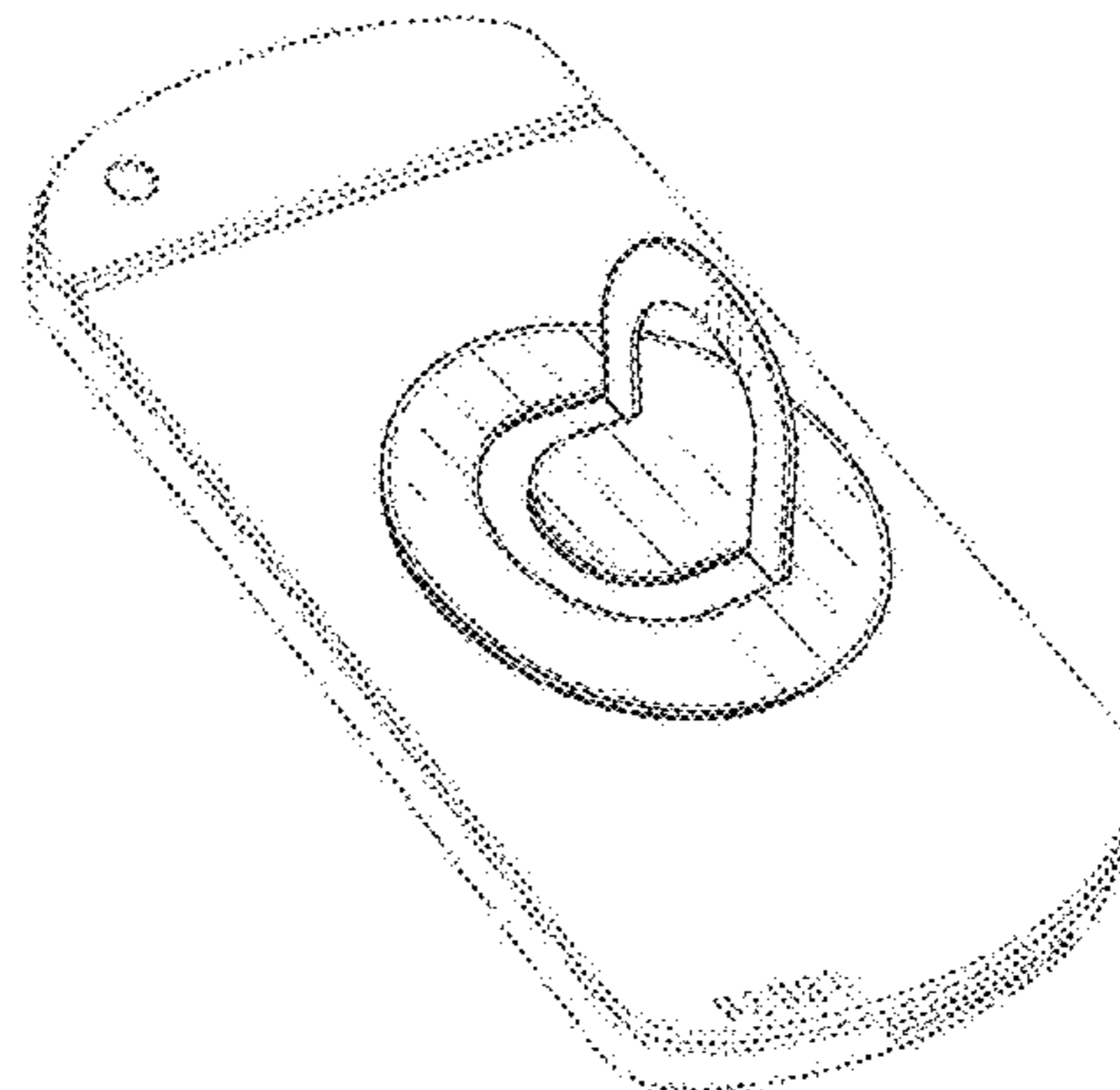
(57) **CLAIM**

The ornamental design for an accessory for portable electronic device, as shown and described.

DESCRIPTION

FIG. 1 is a top perspective view of an accessory for portable electronic device showing my new design;
FIG. 2 is a front view of the accessory for portable electronic device;
FIG. 3 is a back view of the accessory for portable electronic device;
FIG. 4 is a right side view of the accessory for portable electronic device;
FIG. 5 is a left side view of the accessory for portable electronic device;
FIG. 6 is a top view of the accessory for portable electronic device; and,
FIG. 7 is a bottom view of the accessory for portable electronic device.
The broken lines in the drawings depict environmental subject matter that forms no part of the claimed design.

1 Claim, 3 Drawing Sheets



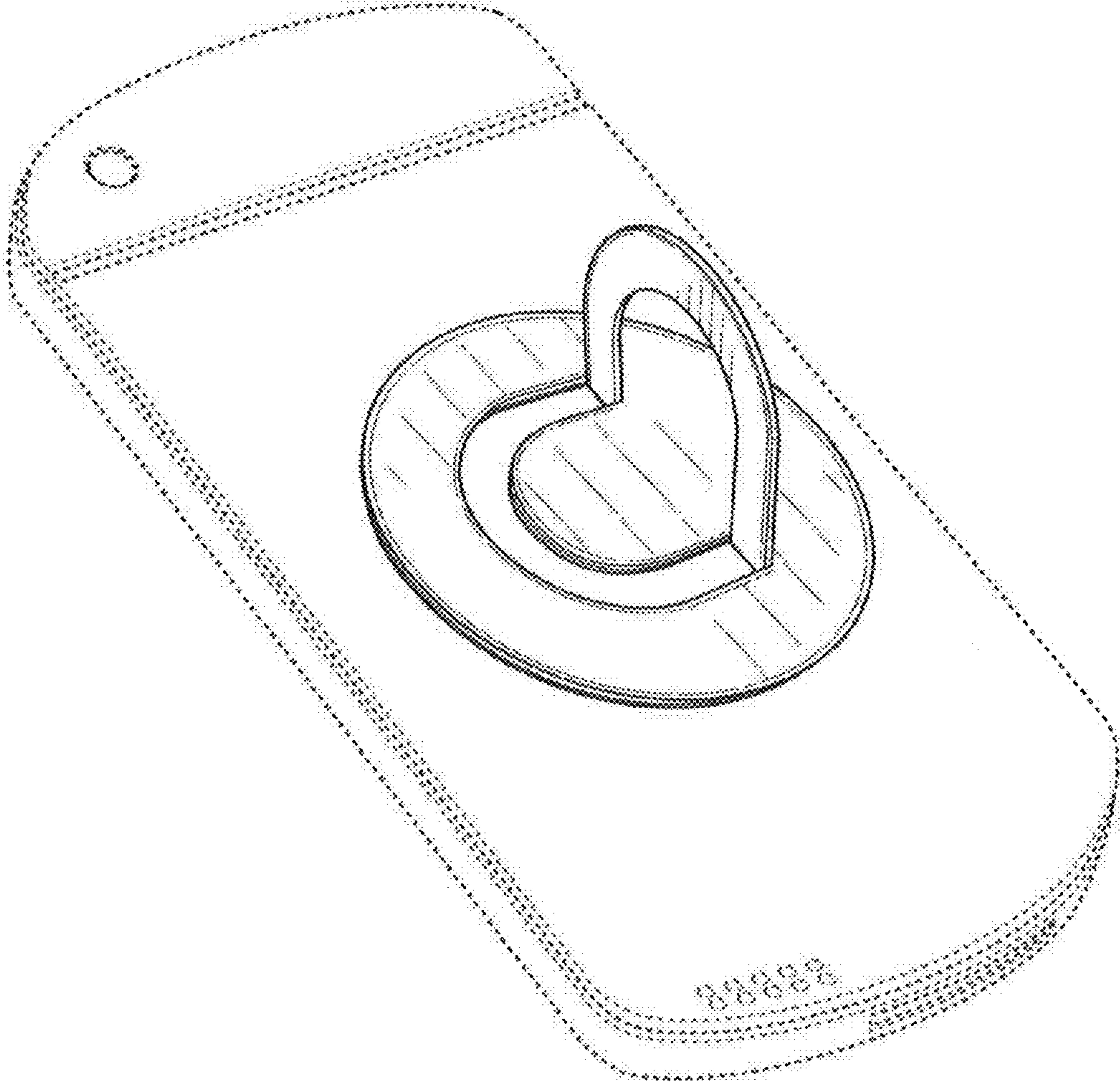


FIG. 1

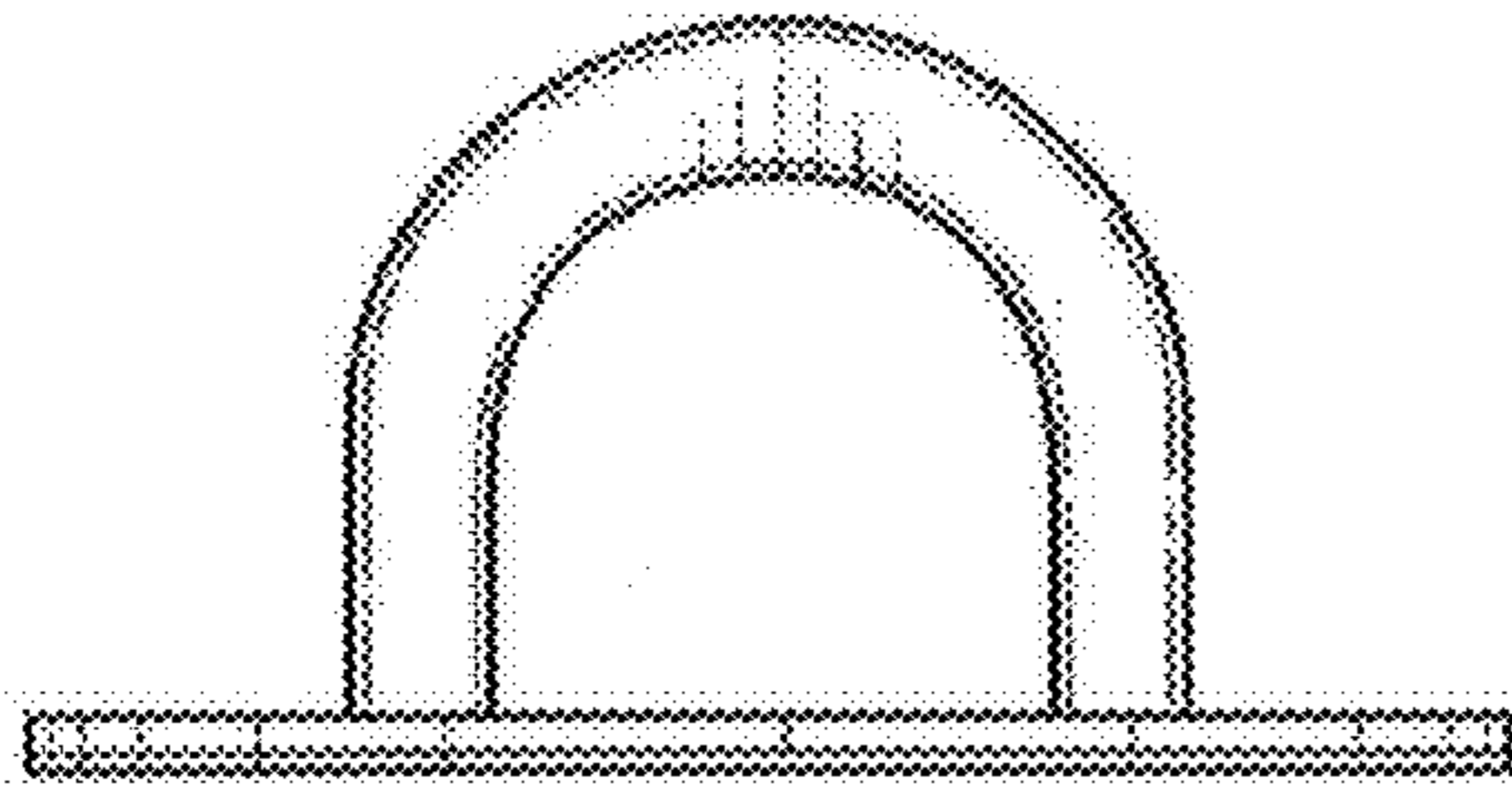


FIG. 2

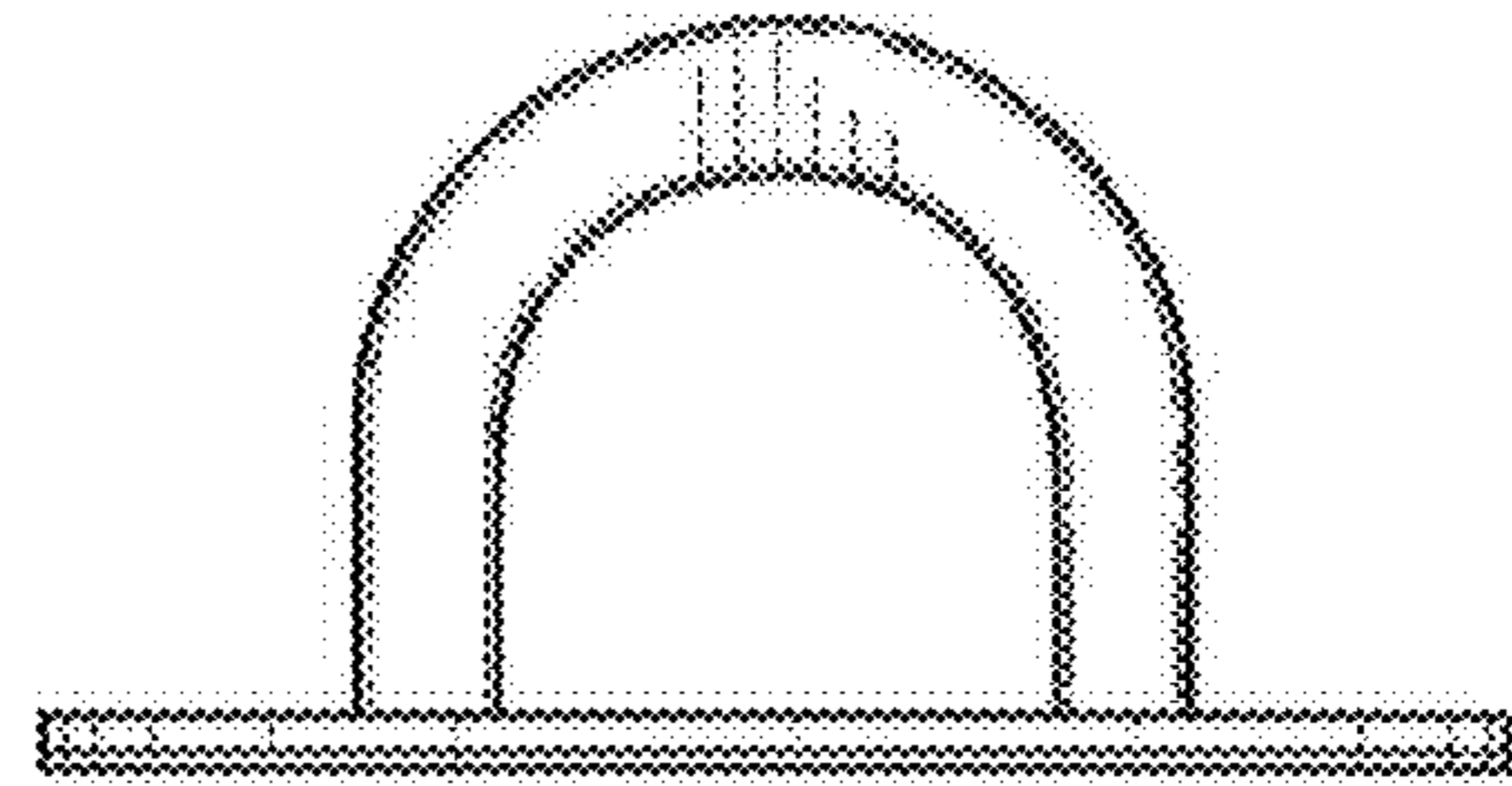


FIG. 3

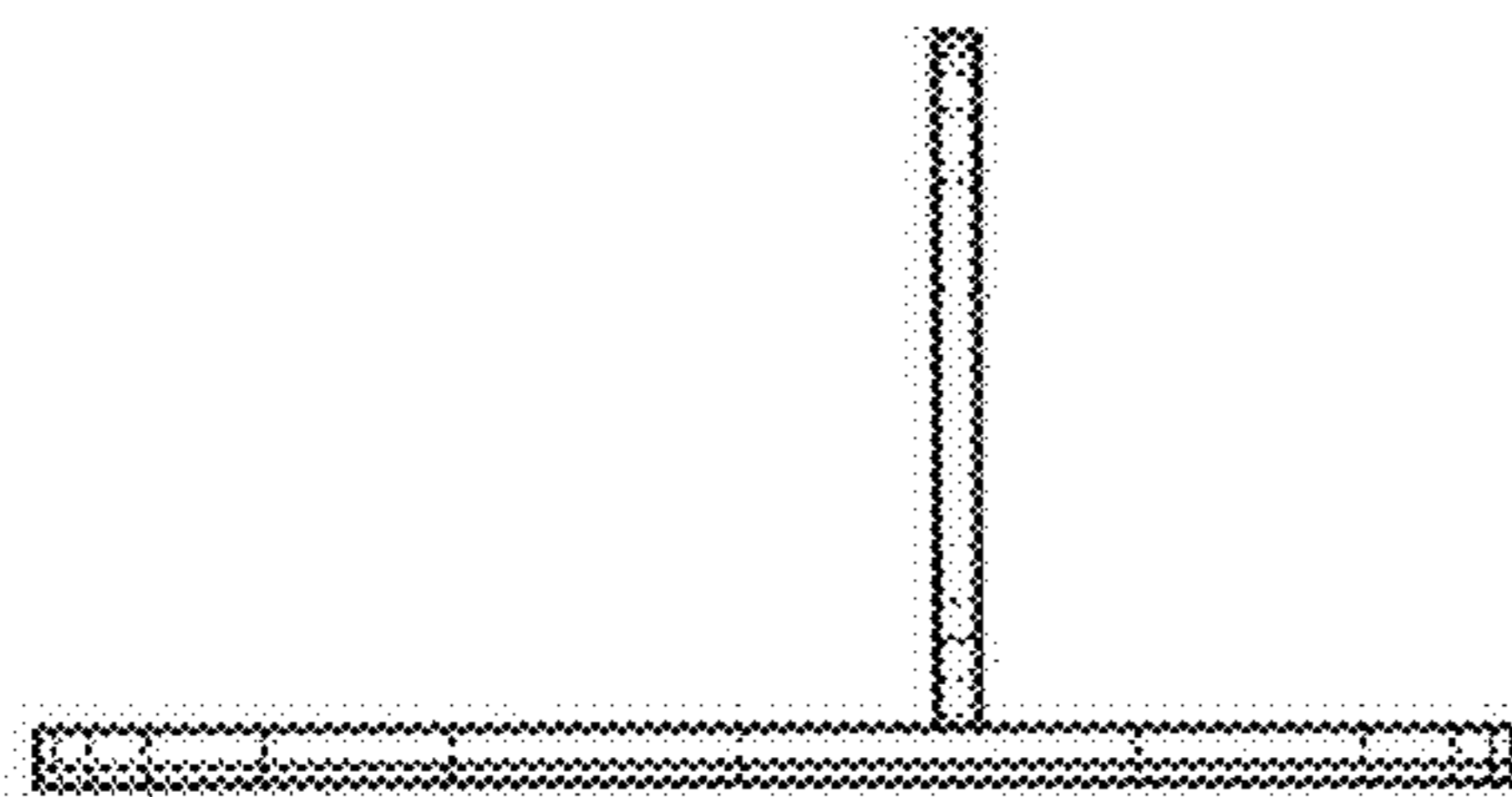


FIG. 4

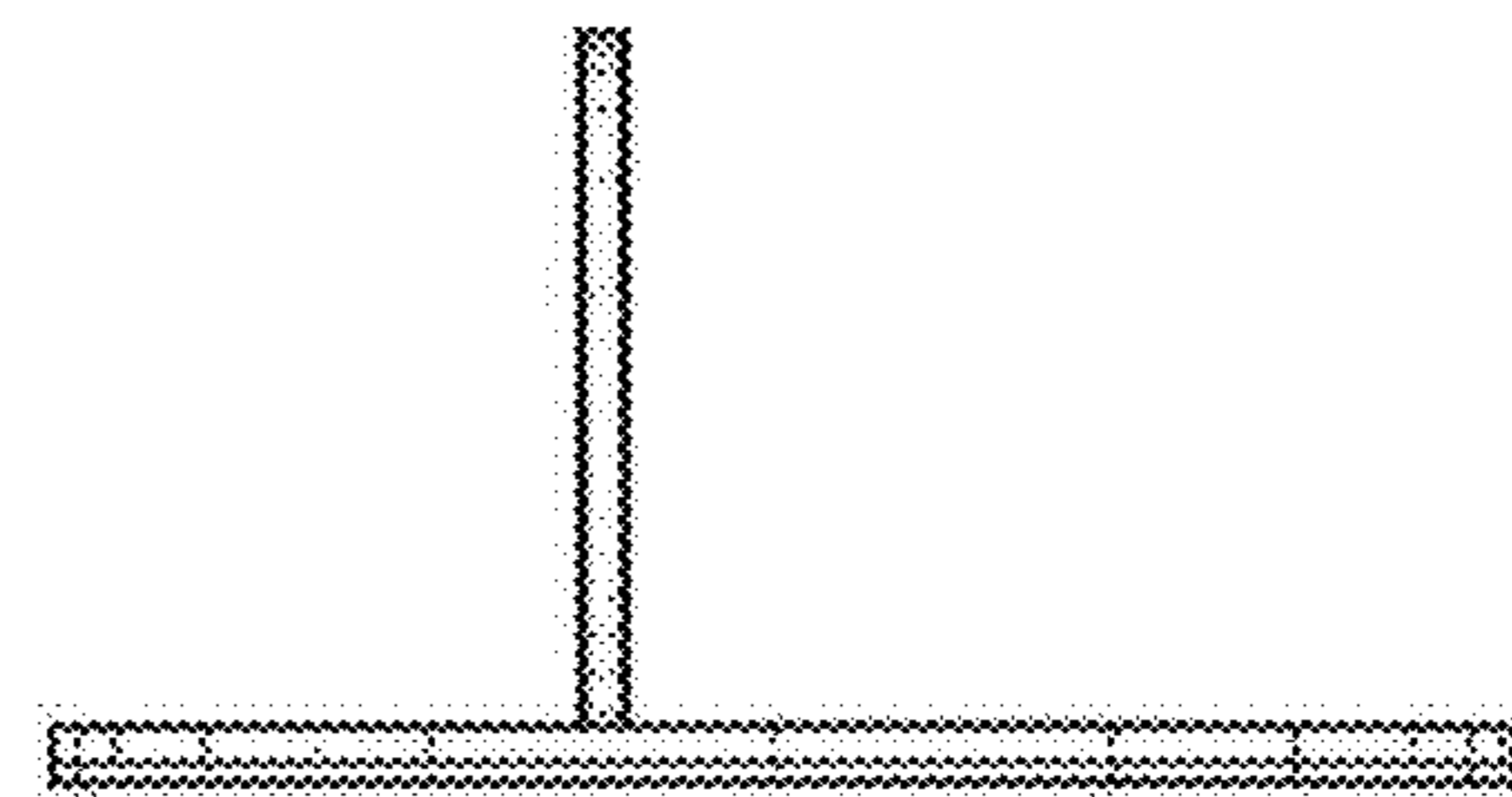


FIG. 5

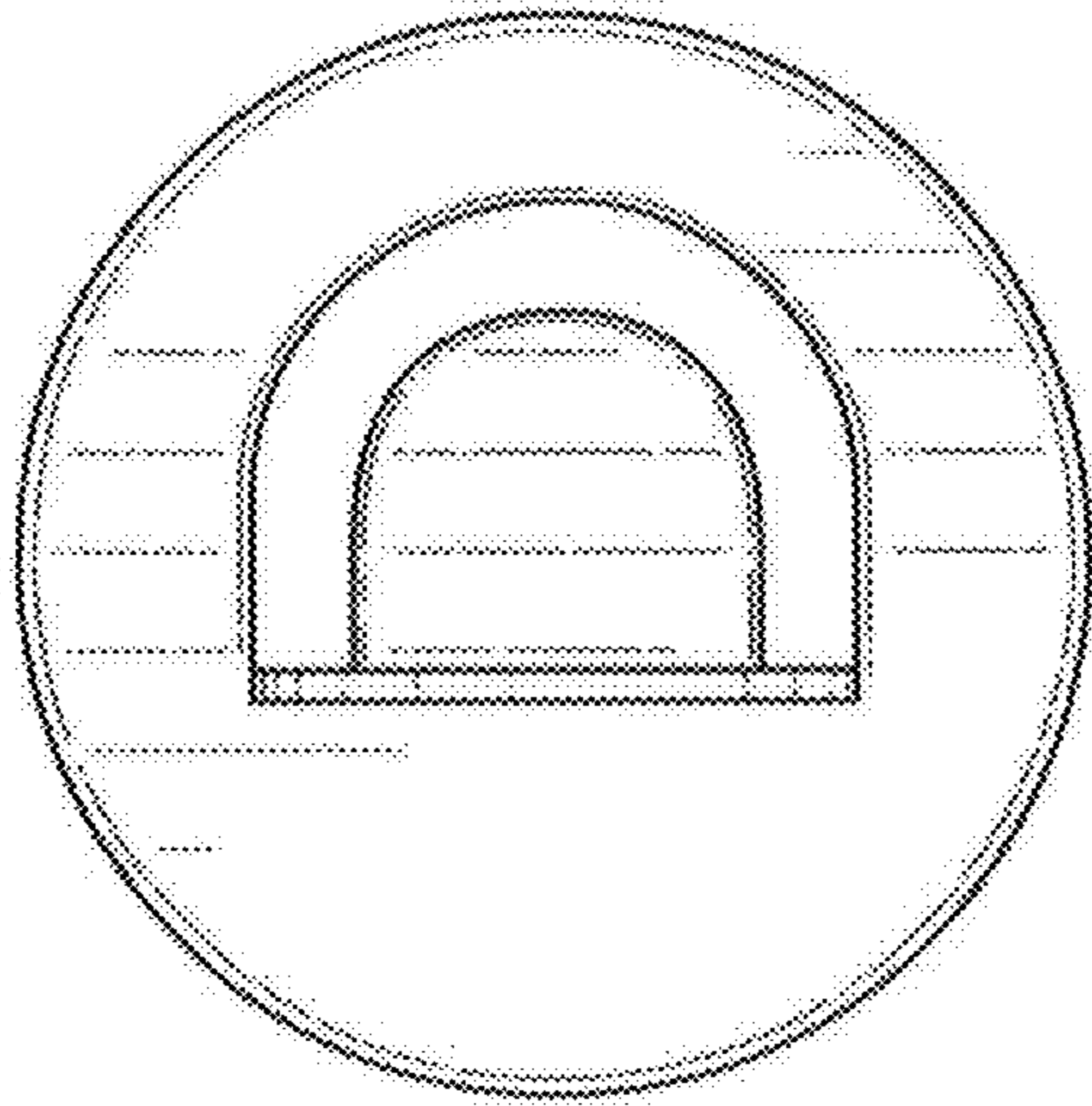


FIG. 6

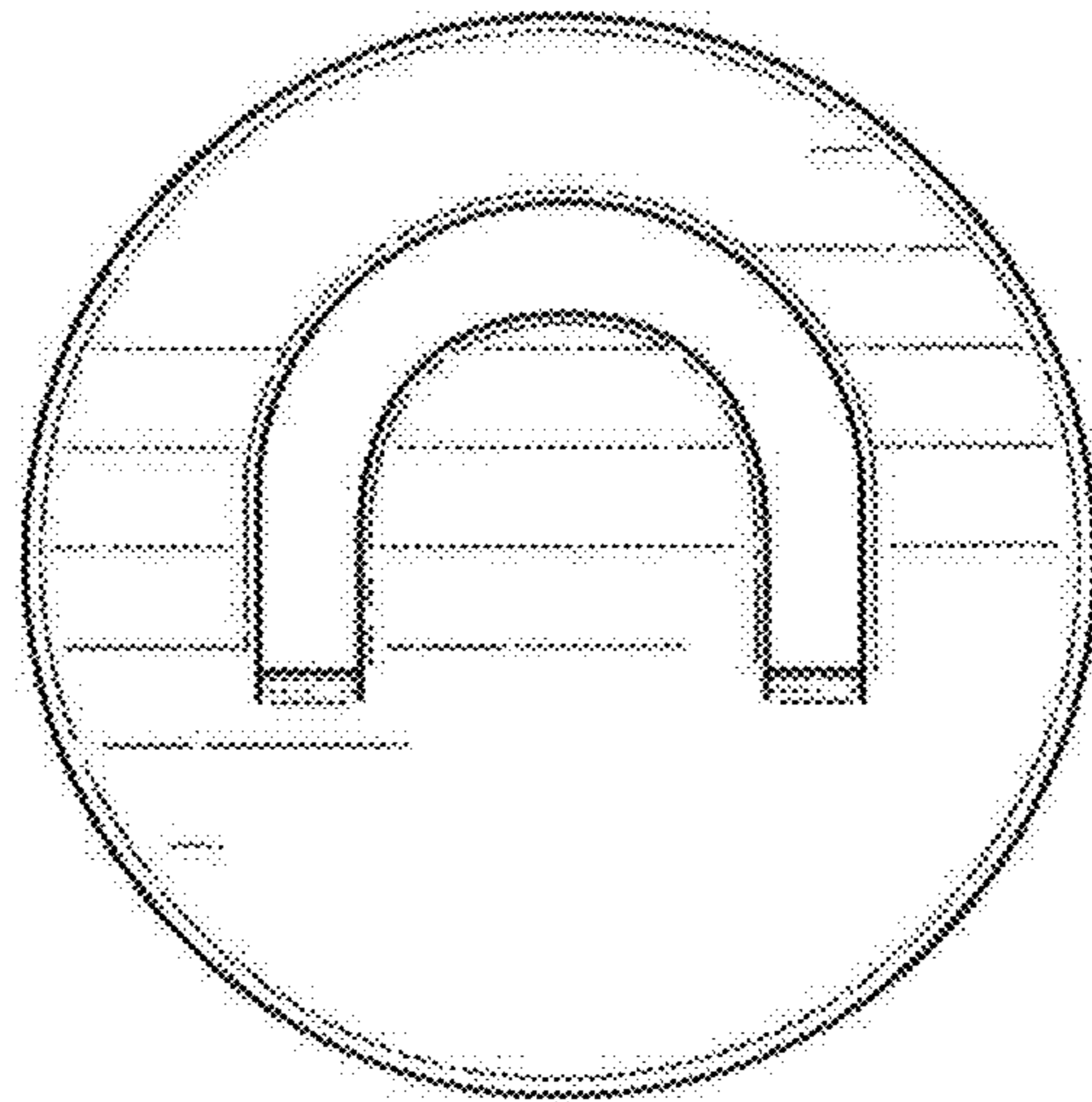


FIG. 7