



US00D749079S

(12) **United States Design Patent**  
**Hsu et al.**

(10) **Patent No.:** **US D749,079 S**  
(45) **Date of Patent:** **\*\* Feb. 9, 2016**

(54) **PROTECTIVE FOLIO WITH KEYBOARD  
FOR MULTIPLE TYPES OF INPUT DEVICES**

D689,501 S \* 9/2013 Fong ..... D14/447  
D692,432 S \* 10/2013 Liu ..... D14/440  
D697,508 S \* 1/2014 Hsu ..... D14/345  
D700,186 S \* 2/2014 Feng ..... D14/447

(71) Applicant: **Logitech Europe S.A.**, Lausanne (CH)

(Continued)

(72) Inventors: **Eric Hsu**, Zhubei (TW); **Malachy Spollen**, Lausanne (CH)

*Primary Examiner* — Cynthia Underwood

(74) *Attorney, Agent, or Firm* — Kilpatrick Townsend & Stockton LLP

(73) Assignee: **Logitech Europe S.A.**, Lausanne (CH)

(\*\*) Term: **15 Years**

(57) **CLAIM**

The ornamental design for a protective folio with keyboard for multiple types of input devices, as shown and described.

(21) Appl. No.: **29/527,813**

**DESCRIPTION**

(22) Filed: **May 21, 2015**

**Related U.S. Application Data**

(63) Continuation of application No. 29/506,910, filed on Oct. 21, 2014.

(51) **LOC (10) Cl.** ..... **14-02**

(52) **U.S. Cl.**  
USPC ..... **D14/440**

(58) **Field of Classification Search**  
USPC ..... D3/218, 215, 201, 294, 289, 900, 318;  
D14/432, 440, 454, 402, 250;  
428/40.1; 200/302.1

CPC ... G06F 1/1601; G06F 1/1626; G06F 1/1633;  
G06F 1/1675; G06F 1/1679; G02F 1/1306;  
G02F 1/133; G02F 1/133308; G02F 1/153;  
G02F 1/1533; G02F 2001/133317; H04M  
1/185; H04M 1/0252; H04B 1/3888; A45C  
1/06; A45C 3/08

See application file for complete search history.

(56) **References Cited**

**U.S. PATENT DOCUMENTS**

D639,296 S \* 6/2011 Tseng ..... D14/345  
D653,665 S \* 2/2012 Maruyama ..... D14/392  
D672,353 S \* 12/2012 Liu ..... D14/440  
D675,625 S \* 2/2013 Hasbrook ..... D14/440  
D678,272 S \* 3/2013 Groene ..... D14/341  
D682,839 S \* 5/2013 Sampson ..... D14/447

FIG. 1 is a perspective view of a first embodiment of our protective folio with keyboard for multiple types of input devices showing our new design in an open configuration;

FIG. 2 is a top plan view thereof;

FIG. 3 is a bottom plan view thereof;

FIG. 4 is a front elevational view thereof;

FIG. 5 is a rear elevational view thereof;

FIG. 6 is a left side elevational view thereof;

FIG. 7 is a right side elevational view thereof; and

FIG. 8 is a perspective view showing the first embodiment of our new design in a closed configuration.

FIG. 9 is a perspective view of a second embodiment of our protective folio with keyboard for multiple types of input devices showing our new design in an open configuration;

FIG. 10 is a top plan view thereof;

FIG. 11 is a bottom plan view thereof;

FIG. 12 is a front elevational view thereof;

FIG. 13 is a back elevational view thereof;

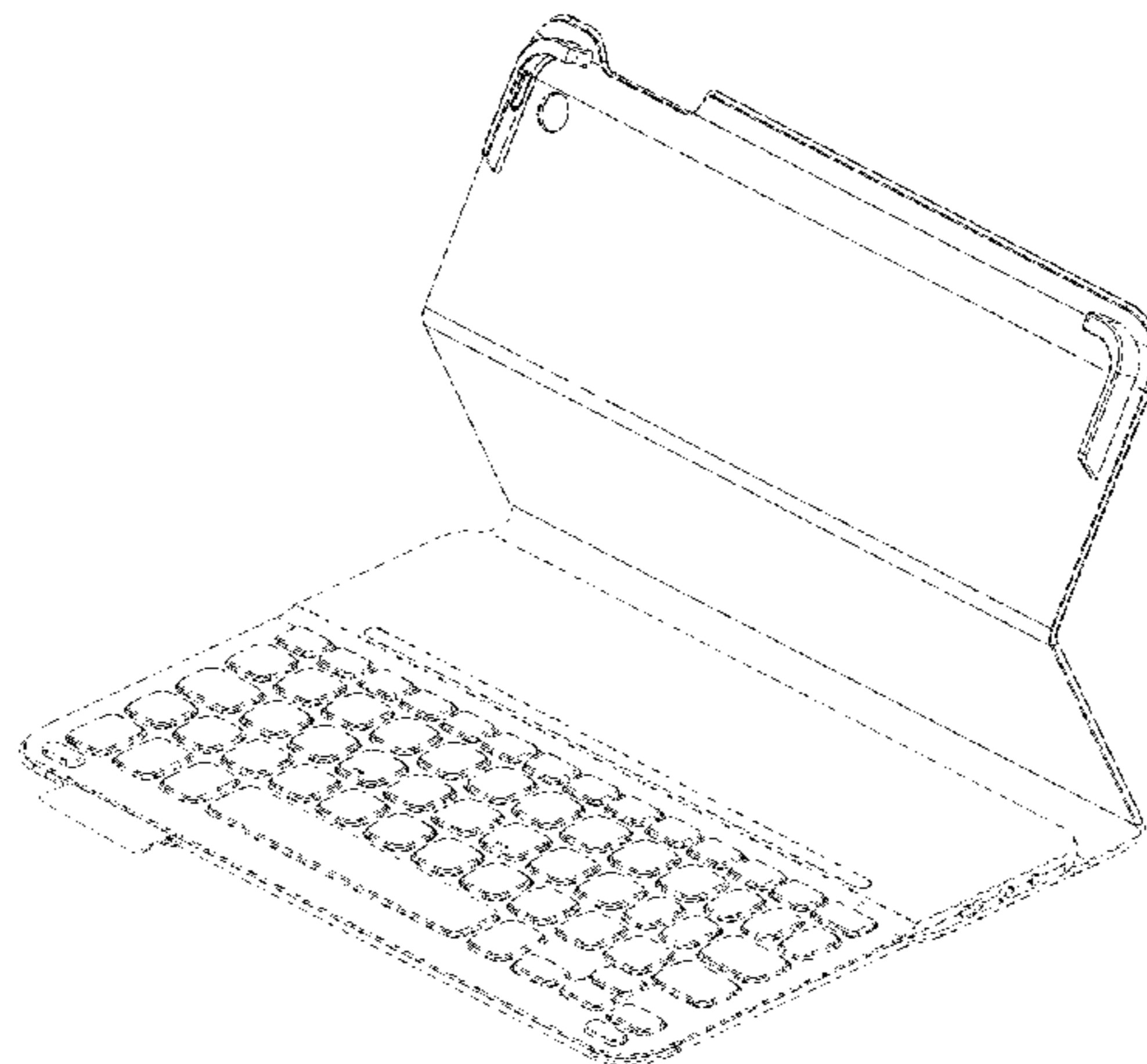
FIG. 14 is a left side elevational view thereof;

FIG. 15 is a right side elevational view thereof; and,

FIG. 16 is a perspective view showing the second embodiment of our new design in a closed configuration.

The broken lines in the drawings depict environmental subject matter/or parts of the protective folio with keyboard for multiple types of input devices and form no part of the claimed design.

**1 Claim, 16 Drawing Sheets**



(56)

References Cited

U.S. PATENT DOCUMENTS

D704,689 S *	5/2014	Chang	D14/250	2011/0266194 A1*	11/2011	Bau	A45C 11/00 206/736
D707,229 S *	6/2014	Almodova	D14/440	2011/0290687 A1*	12/2011	Han	A45C 3/02 206/320
D708,838 S *	7/2014	Lee	D14/440	2012/0140396 A1*	6/2012	Zeliff	G06F 1/1628 361/679.09
8,766,921 B2*	7/2014	Ballagas	G06F 1/1626 345/168	2012/0194448 A1*	8/2012	Rothkopf	A45C 13/002 345/173
8,773,353 B2*	7/2014	Wei	G06F 1/1662 345/156	2012/0211377 A1*	8/2012	Sajid	G06F 1/1628 206/216
8,783,458 B2*	7/2014	Gallagher	F16M 11/105 206/320	2012/0211613 A1*	8/2012	Yang	A45C 11/00 248/174
8,797,132 B2*	8/2014	Childs	A45C 11/00 206/320	2012/0305413 A1*	12/2012	Chung	A45C 11/00 206/45.23
D719,169 S *	12/2014	McBroom	D14/440	2012/0308981 A1*	12/2012	Libin	G09B 3/00 434/362
D719,576 S *	12/2014	Chen	D14/447	2013/0015088 A1*	1/2013	Wu	A45C 11/00 206/320
D725,118 S *	3/2015	Hong	D14/440	2013/0020216 A1*	1/2013	Chiou	G06F 1/1626 206/320
D729,256 S *	5/2015	Feng	D14/447	2013/0083465 A1*	4/2013	Motoishi	G06F 1/1613 361/679.21
9,033,147 B2*	5/2015	Lee	A45C 11/00 206/320	2013/0140203 A1*	6/2013	Chiang	G06F 1/1628 206/320
D734,340 S *	7/2015	Kim	D14/440	2013/0213838 A1*	8/2013	Tsai	G06F 1/1633 206/320
9,110,630 B2*	8/2015	Cakir	H04B 1/3888	2013/0214661 A1*	8/2013	McBroom	G06F 1/1667 312/325
D737,827 S *	9/2015	Tseng	D14/440	2013/0241381 A1*	9/2013	Hynecek	H05K 5/0217 312/240
2004/0159762 A1*	8/2004	Ghosh	G06F 1/16 248/351	2013/0264459 A1*	10/2013	McCosh	G06F 1/1626 248/688
2006/0211458 A1*	9/2006	Pletikosa	G06F 1/1626 455/575.3				
2009/0159763 A1*	6/2009	Kim	F16M 13/00 248/174				
2009/0201254 A1*	8/2009	Rais	G06F 1/1613 345/168				

\* cited by examiner




FIG. 1

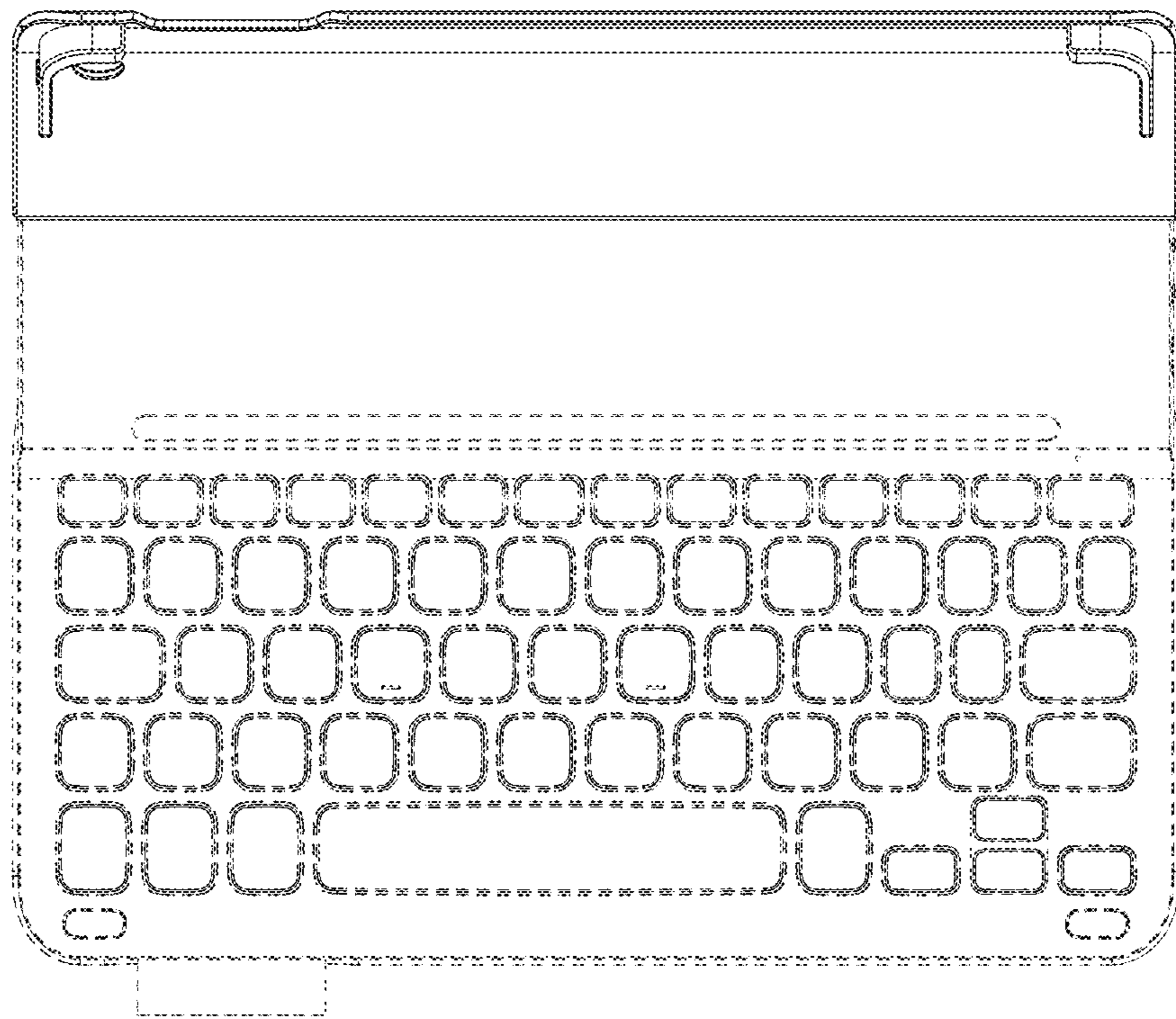


FIG. 2




FIG. 3

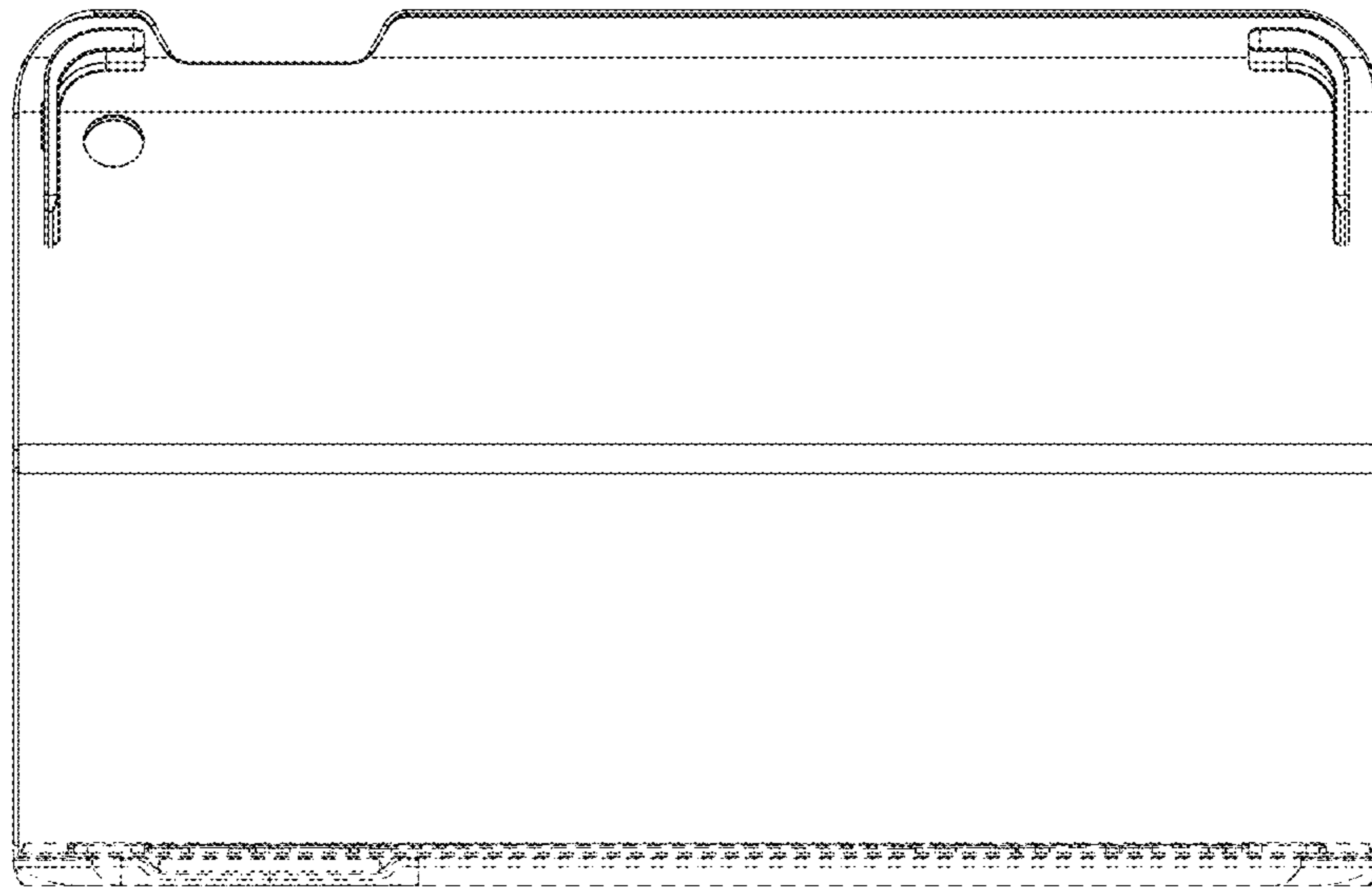


FIG. 4




FIG. 5

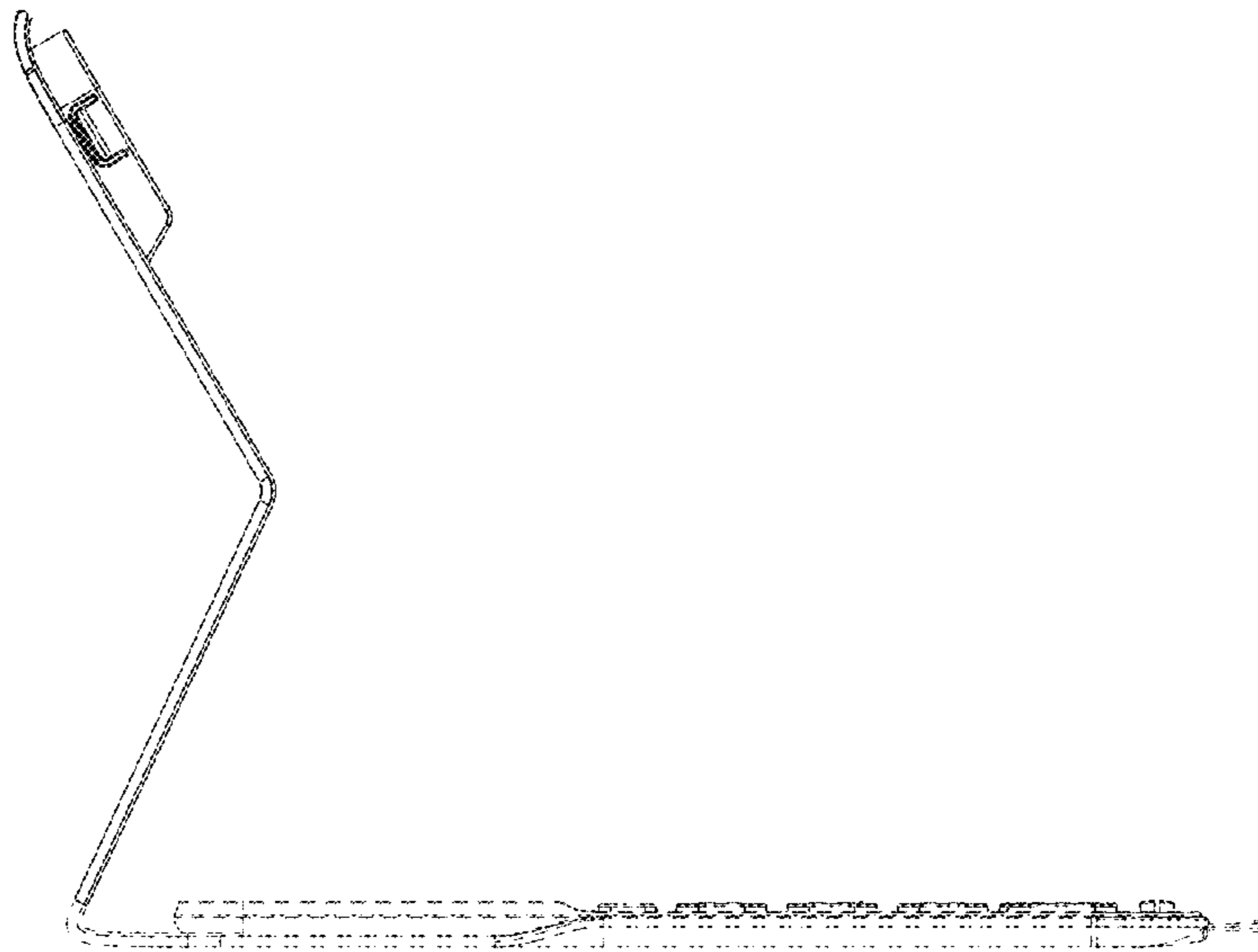


FIG. 6



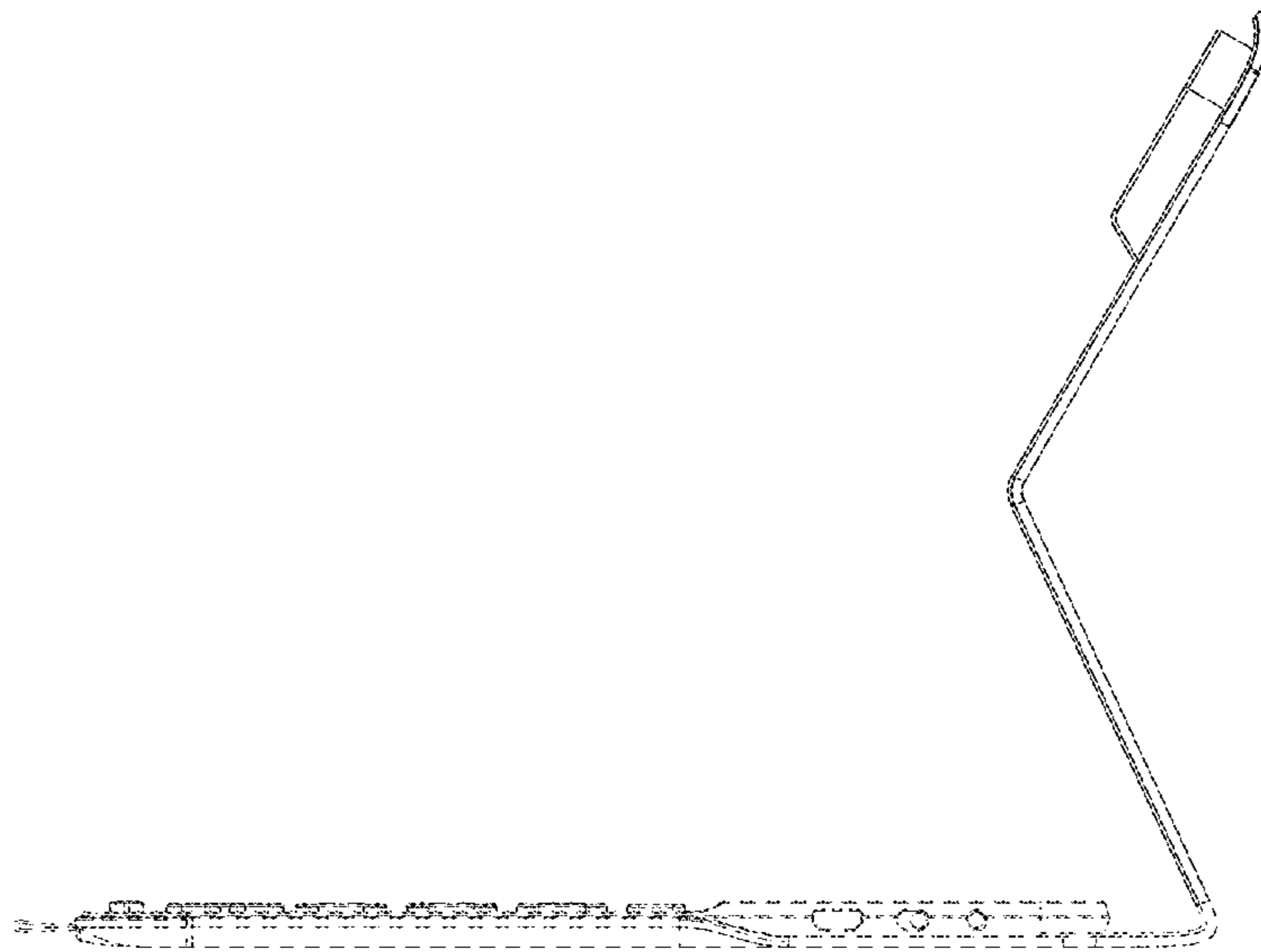


FIG. 7

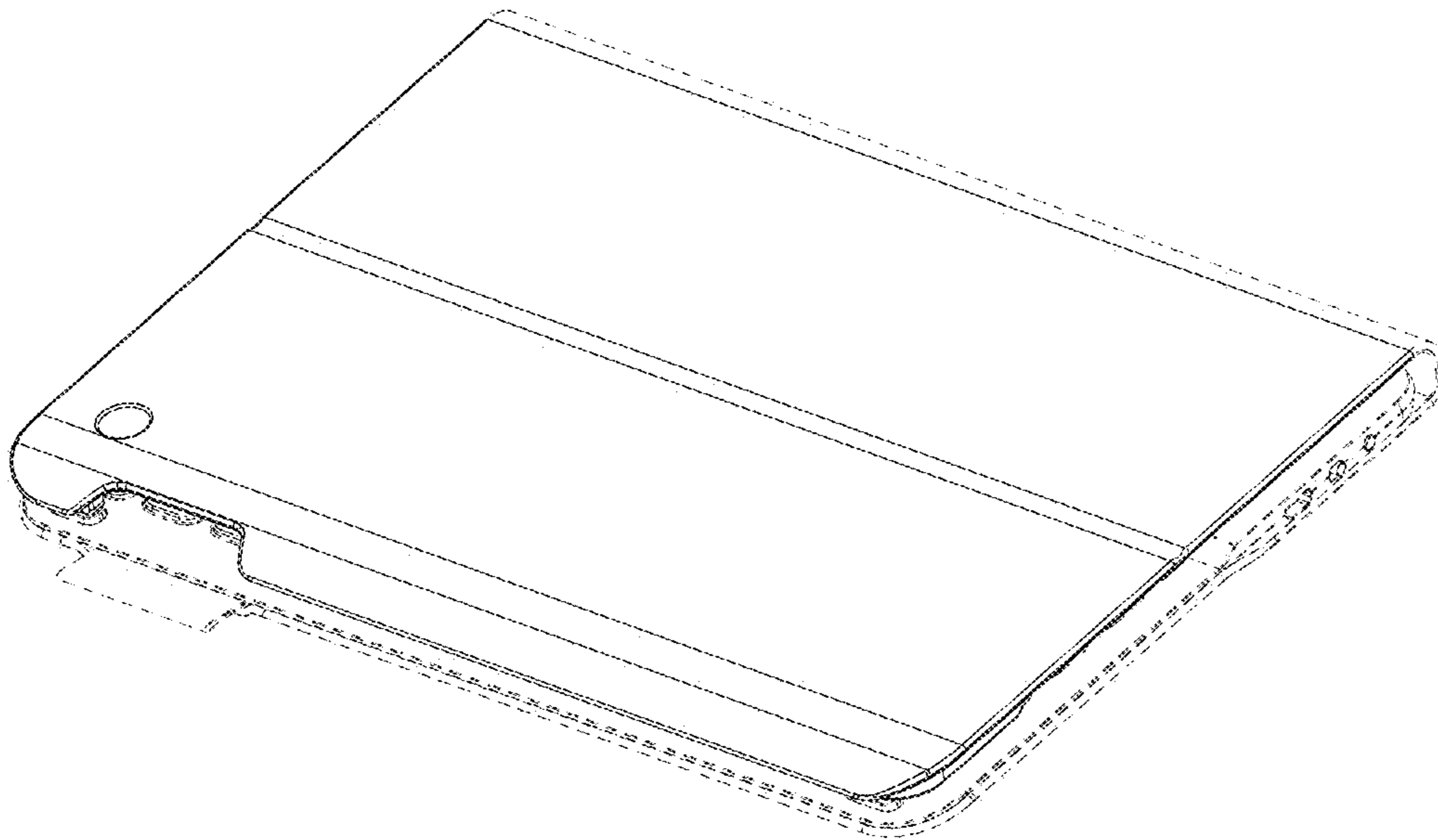


FIG. 8

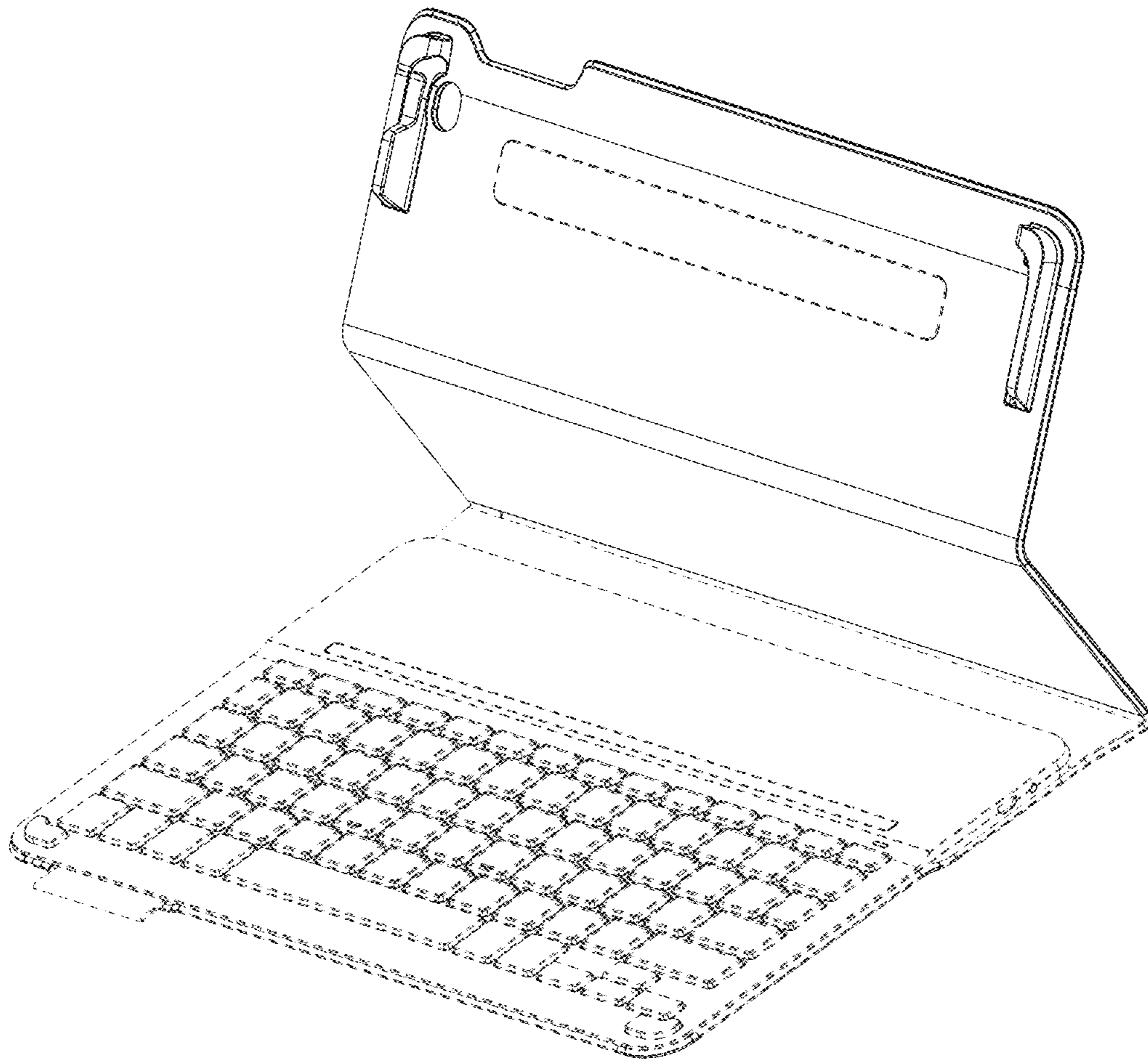


FIG. 9

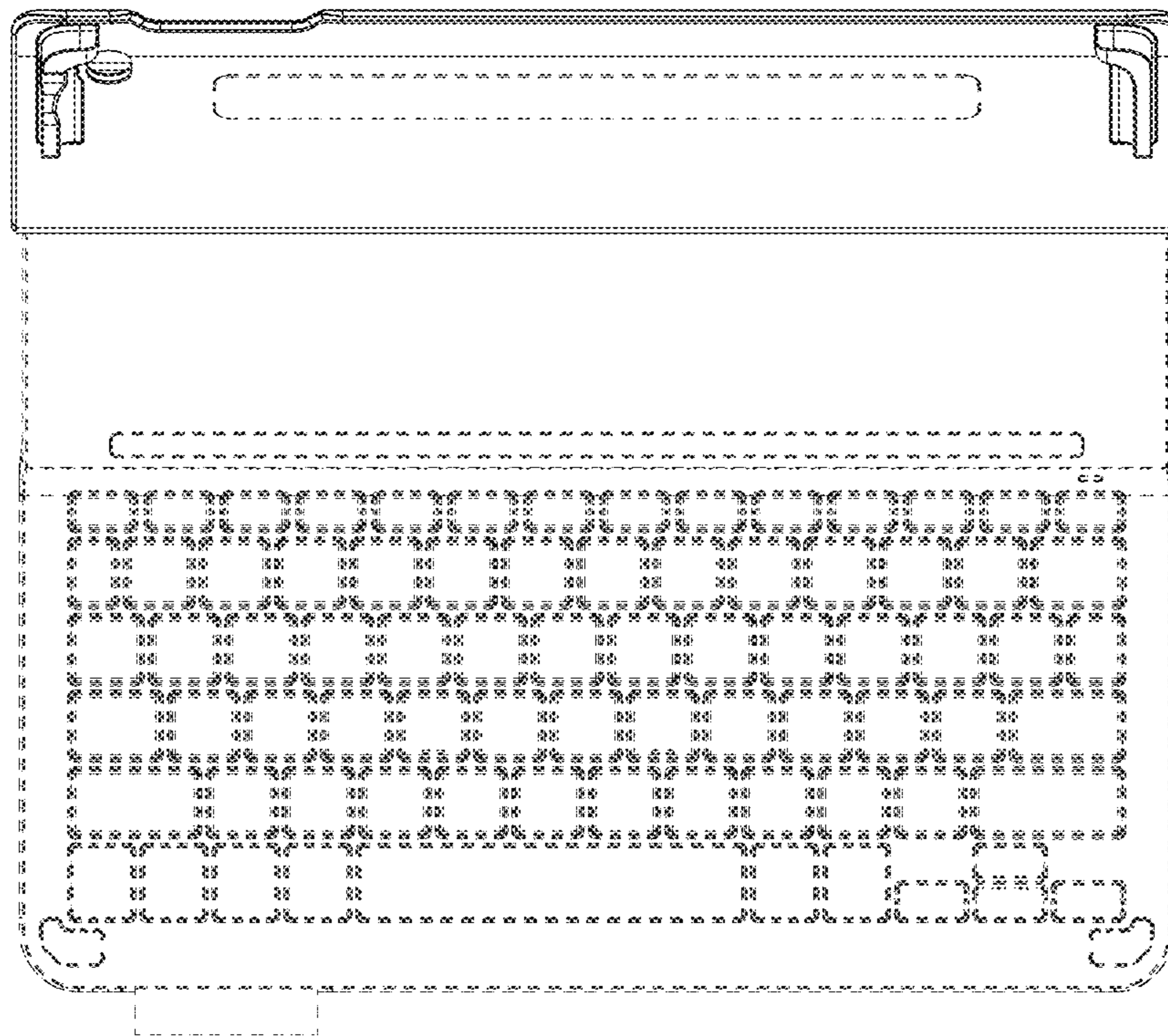


FIG. 10




FIG. 11




FIG. 12



FIG. 13

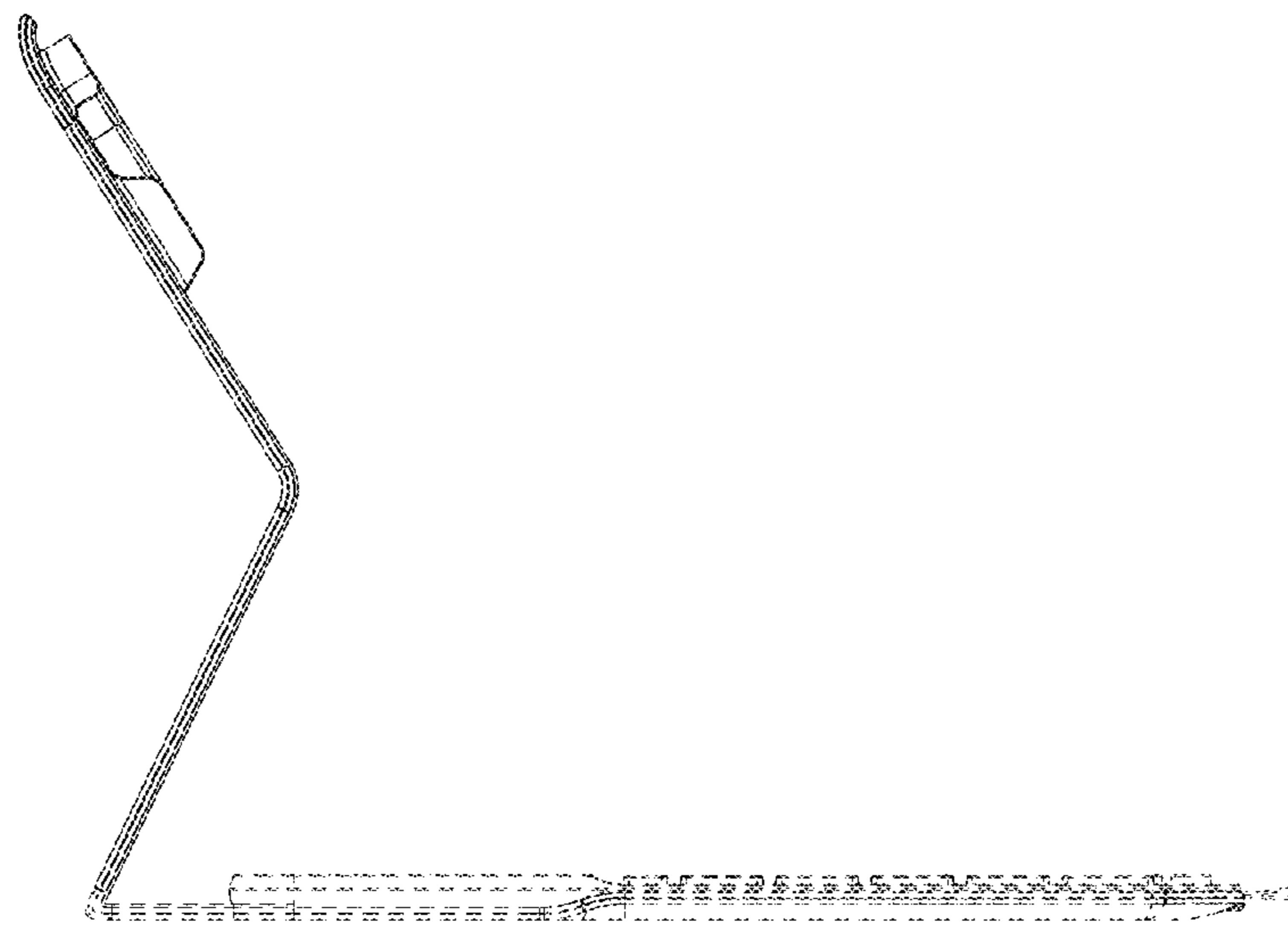


FIG. 14



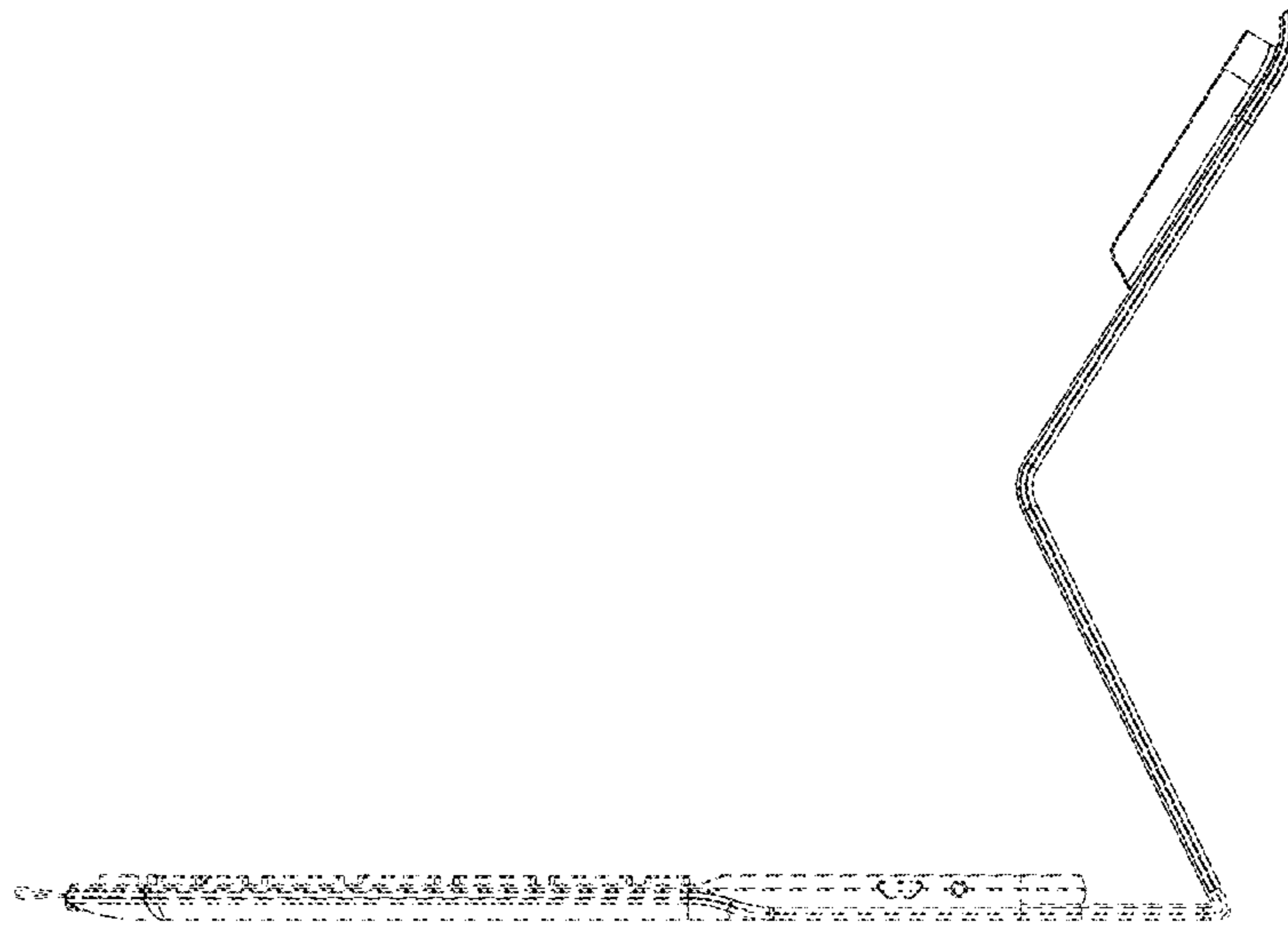


FIG. 15

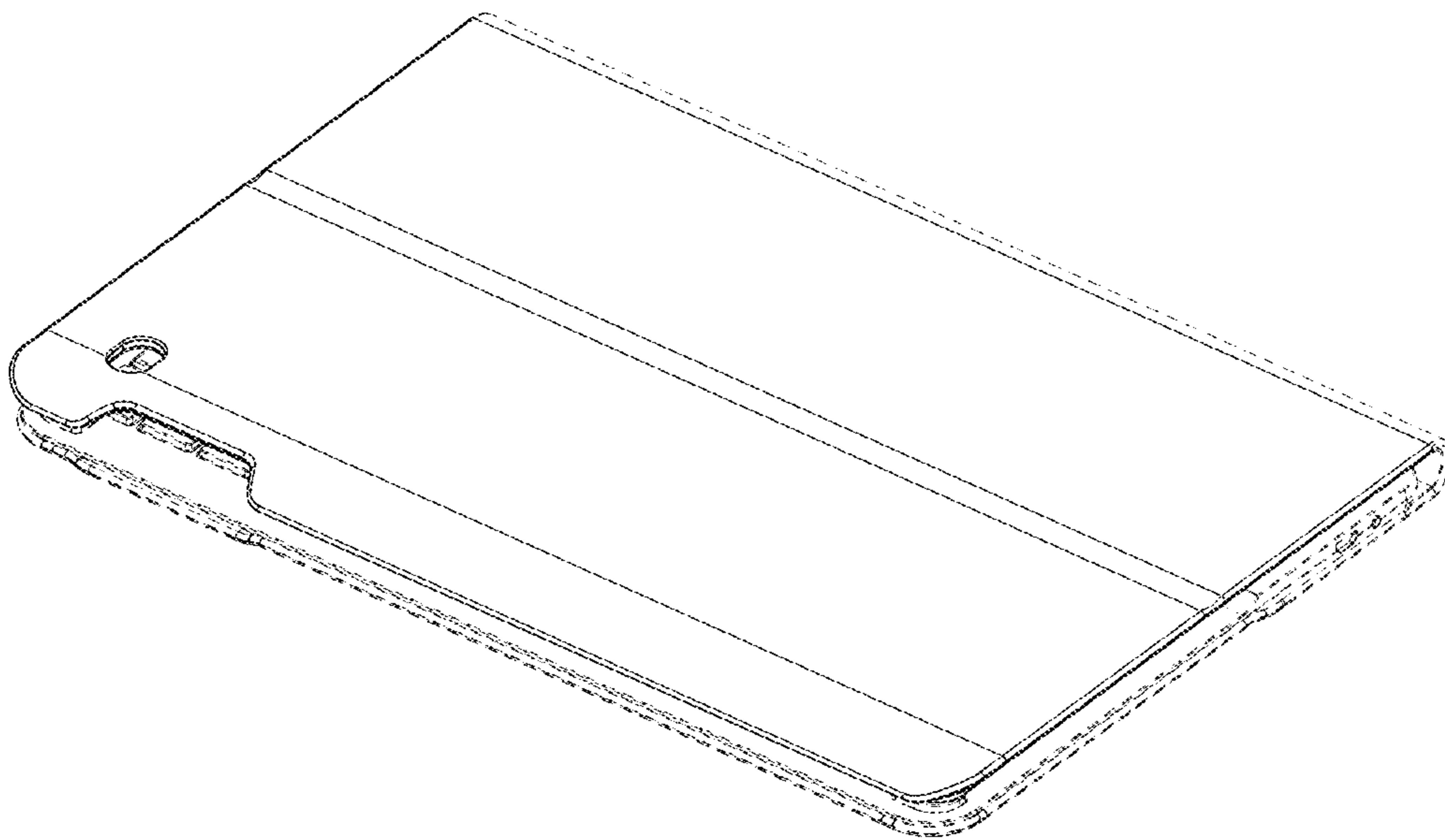


FIG. 16