



US00D749069S

(12) **United States Design Patent**
Senoff

(10) **Patent No.:** **US D749,069 S**

(45) **Date of Patent:** **** Feb. 9, 2016**

(54) **ACCESSORY FOR PORTABLE ELECTRONIC DEVICE HAVING RECTANGULAR BASE**

(71) Applicant: **Michael G. Senoff**, San Diego, CA (US)

(72) Inventor: **Michael G. Senoff**, San Diego, CA (US)

(**) Term: **14 Years**

(21) Appl. No.: **29/498,185**

(22) Filed: **Jul. 31, 2014**

(51) **LOC (10) Cl.** **14-03**

(52) **U.S. Cl.**
USPC **D14/251**

(58) **Field of Classification Search**
USPC D14/137, 147, 203, 217, 230, 238, 240,
D14/248, 251, 252, 253, 344, 345, 432, 433,
D14/439, 447, 451; D16/202, 206, 208,
D16/219; 294/25; 455/575.1, 575.3, 575.6
See application file for complete search history.

(56) **References Cited**

U.S. PATENT DOCUMENTS

3,866,873	A	2/1975	Bohli	
5,328,137	A	7/1994	Miller et al.	
5,647,624	A *	7/1997	Beshara, Jr. B65D 23/104 215/395
5,680,977	A	10/1997	Burke	
6,427,293	B1	8/2002	Bowes, Jr.	
6,550,108	B2	4/2003	Pratl	
6,639,985	B1	10/2003	Liu	
6,769,541	B1	8/2004	Carriere	
D590,386	S *	4/2009	Leith D14/248
7,661,567	B2	2/2010	Myers	
7,770,728	B2	8/2010	Kaern	
D635,918	S *	4/2011	Le D13/108
D660,305	S *	5/2012	Ho D14/447
D692,010	S *	10/2013	Vergheese D14/447
D693,818	S *	11/2013	Webber D14/439
D705,785	S *	5/2014	Wang D14/447
D706,254	S *	6/2014	Chang D14/217
2007/0215663	A1	9/2007	Chongson et al.	
2009/0090750	A1	4/2009	Alcenat	
2011/0050606	A1 *	3/2011	Zhang H04N 1/0202 345/173
2011/0266316	A1	11/2011	Ghalib et al.	

2012/0048873	A1 *	3/2012	Hyseni A45F 5/00 220/752
2012/0106054	A1 *	5/2012	Royz F16M 11/10 361/679.3
2012/0262854	A1 *	10/2012	Robert G06F 1/166 361/679.01
2013/0079066	A1 *	3/2013	Chan H04M 1/04 455/575.1
2013/0146625	A1 *	6/2013	Karle A45F 5/00 224/217
2013/0277992	A1 *	10/2013	Senoff A45F 5/00 294/25

(Continued)

OTHER PUBLICATIONS

<http://www.senoffloop.com/products/> Retrieved Sep. 10, 2015.*

Primary Examiner — Susan Bennett Hattan

Assistant Examiner — Leanne Was

(74) *Attorney, Agent, or Firm* — Gary L. Eastman, Esq.

(57) **CLAIM**

The ornamental design for an accessory for portable electronic device having rectangular base, as shown and described.

DESCRIPTION

FIG. 1 is a top perspective view of an accessory for portable electronic device having rectangular base showing my new design;

FIG. 2 is a front view of the accessory for portable electronic device having rectangular base;

FIG. 3 is a back view of the accessory for portable electronic device having rectangular base;

FIG. 4 is a right side view of the accessory for portable electronic device having rectangular base;

FIG. 5 is a left side view of the accessory for portable electronic device having rectangular base;

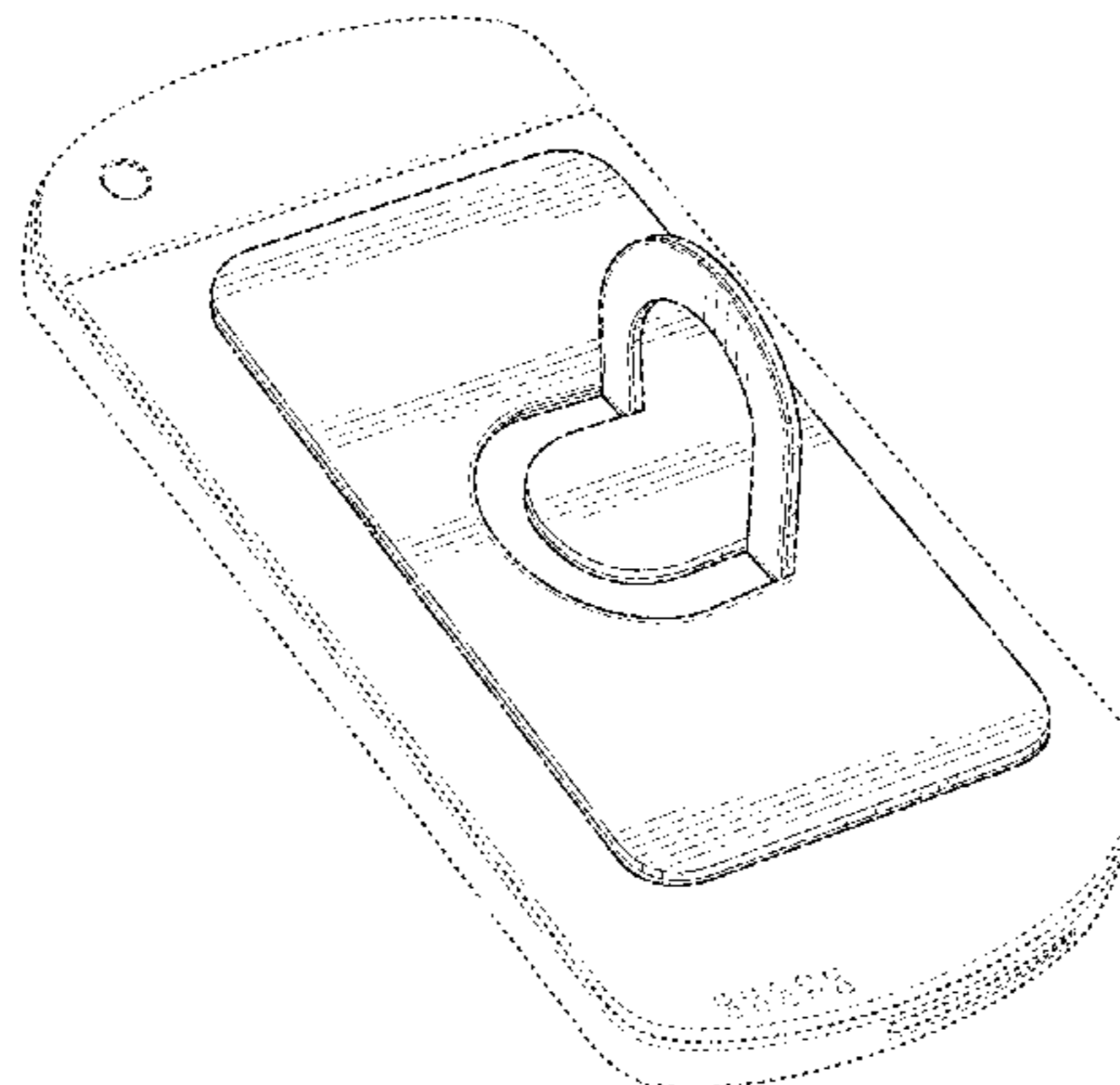
FIG. 6 is a top view of the accessory for portable electronic device having rectangular base;

FIG. 7 is a bottom view of the accessory for portable electronic device having rectangular base; and,

FIG. 8 is a bottom perspective view of the accessory for portable electronic device having rectangular base showing my new design.

The broken lines in the drawings depict environmental subject matter that forms no part of the claimed design.

1 Claim, 4 Drawing Sheets



US D749,069 S

Page 2

(56)

References Cited

2015/0009610 A1* 1/2015 London G06F 1/163
361/679.03

U.S. PATENT DOCUMENTS

2014/0166707 A1* 6/2014 Leisey-Bartsch H04B 1/3888
224/197

* cited by examiner

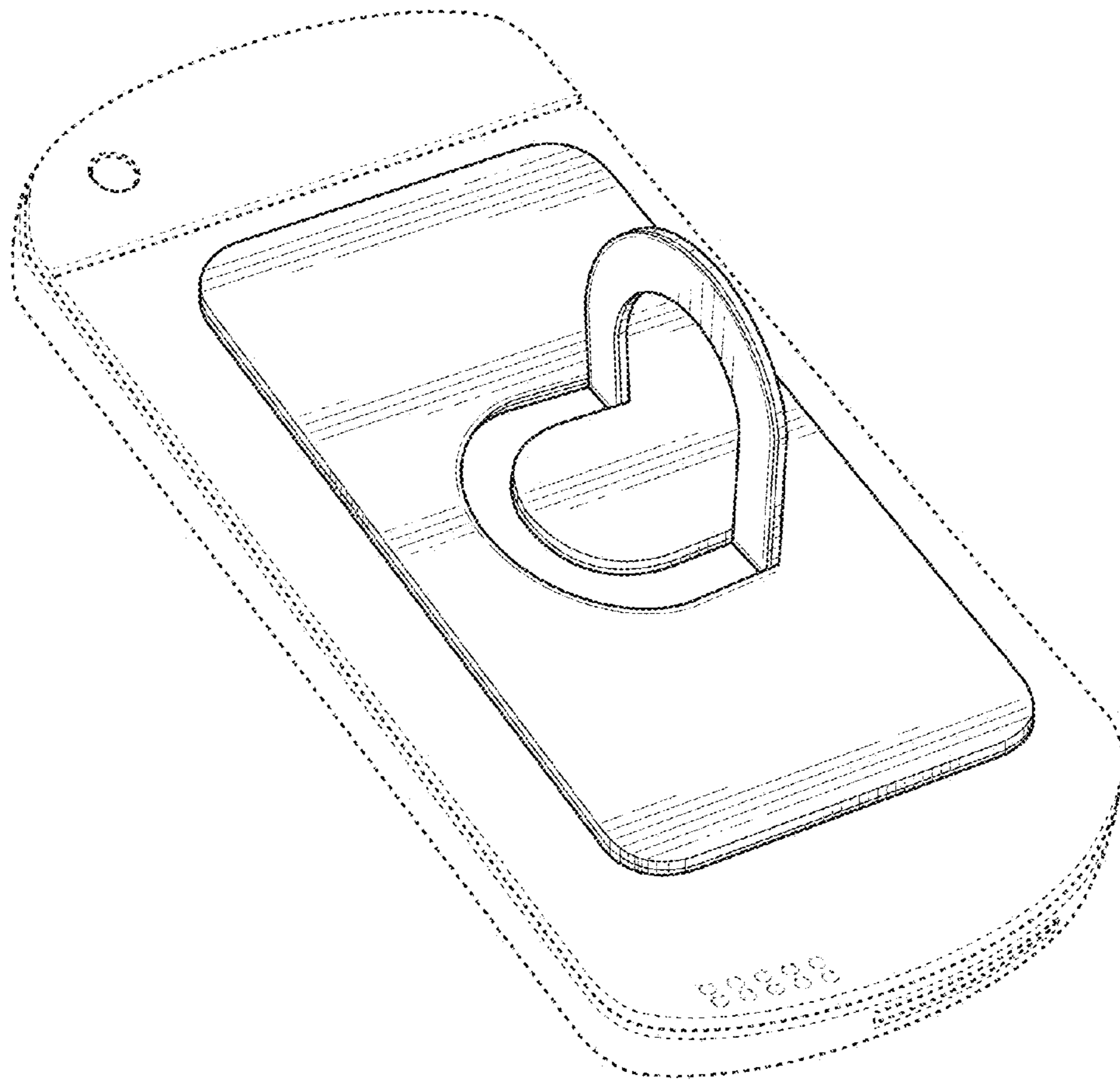


FIG. 1

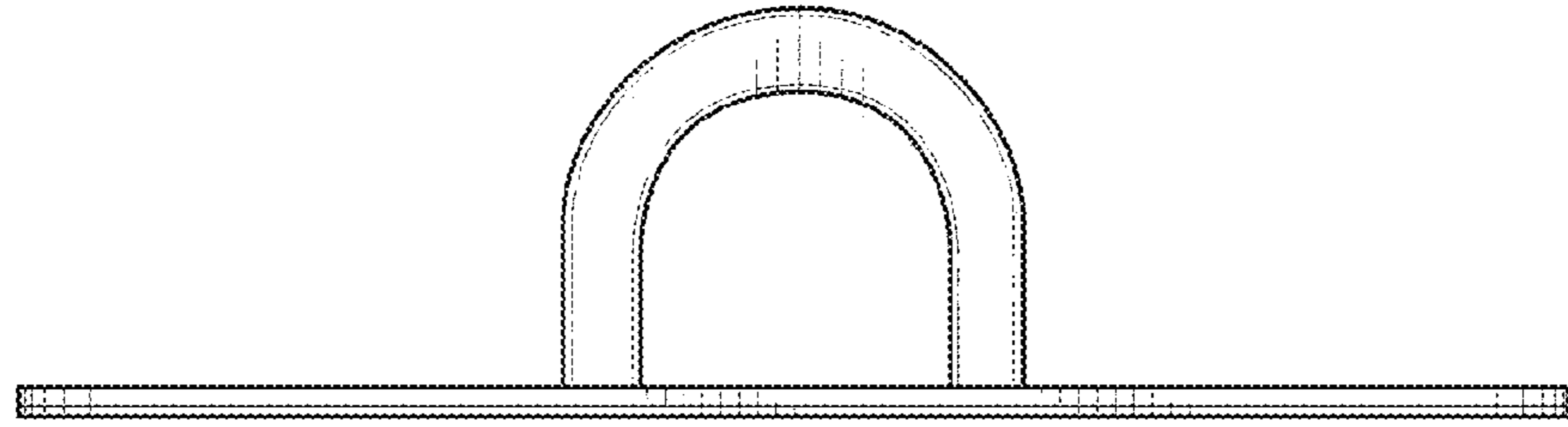


FIG. 2

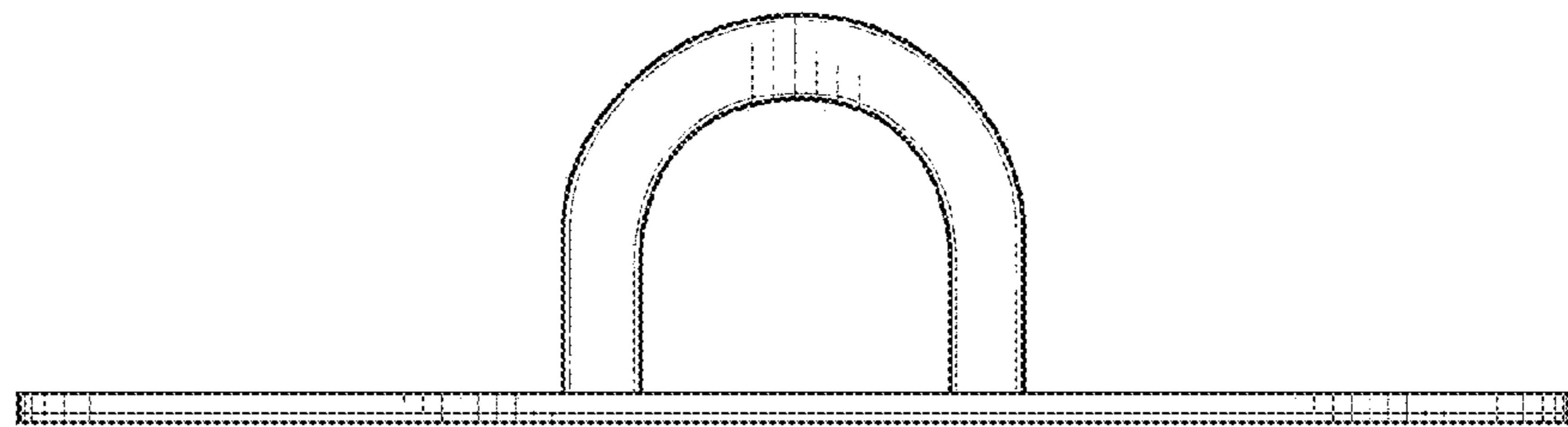


FIG. 3

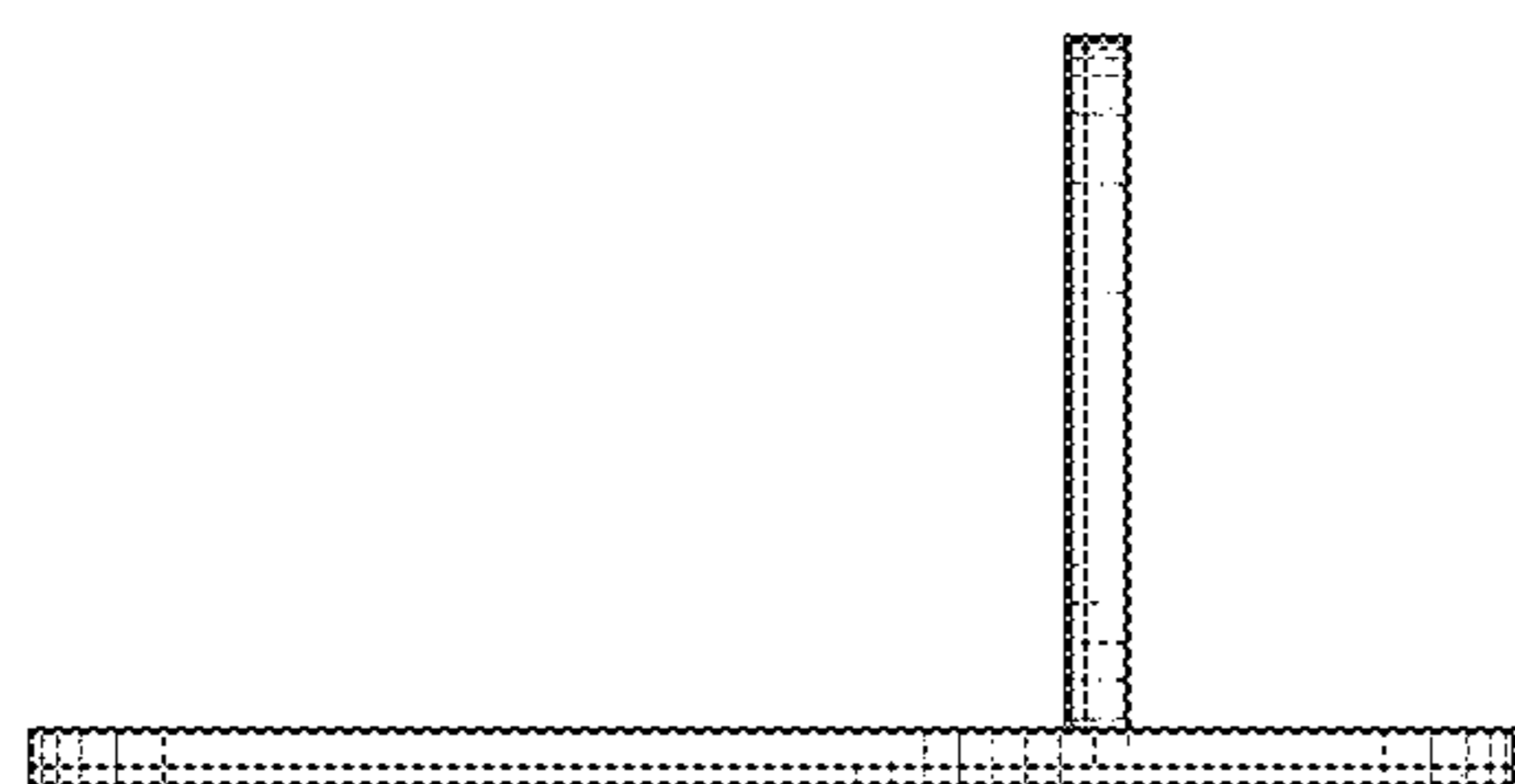


FIG. 4

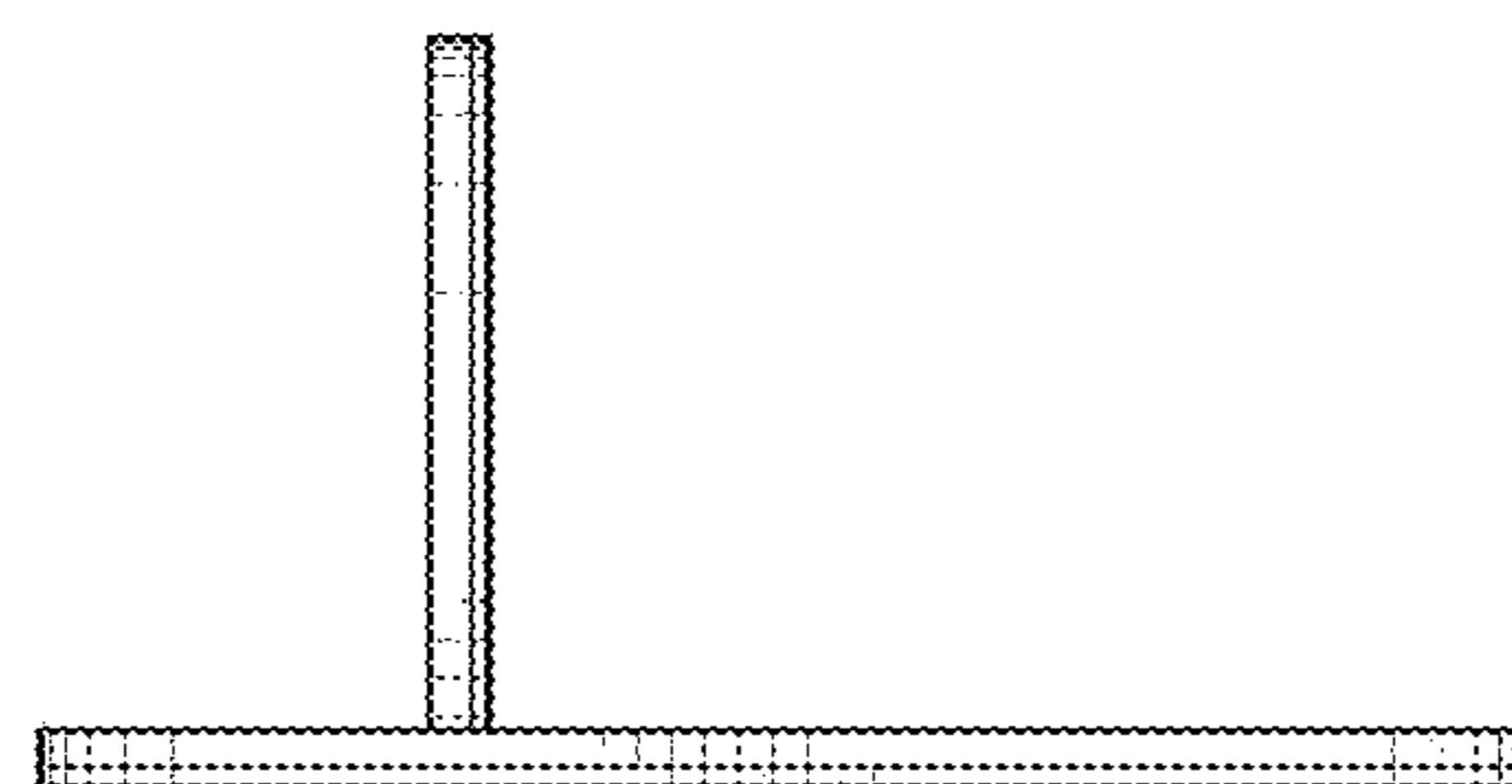


FIG. 5

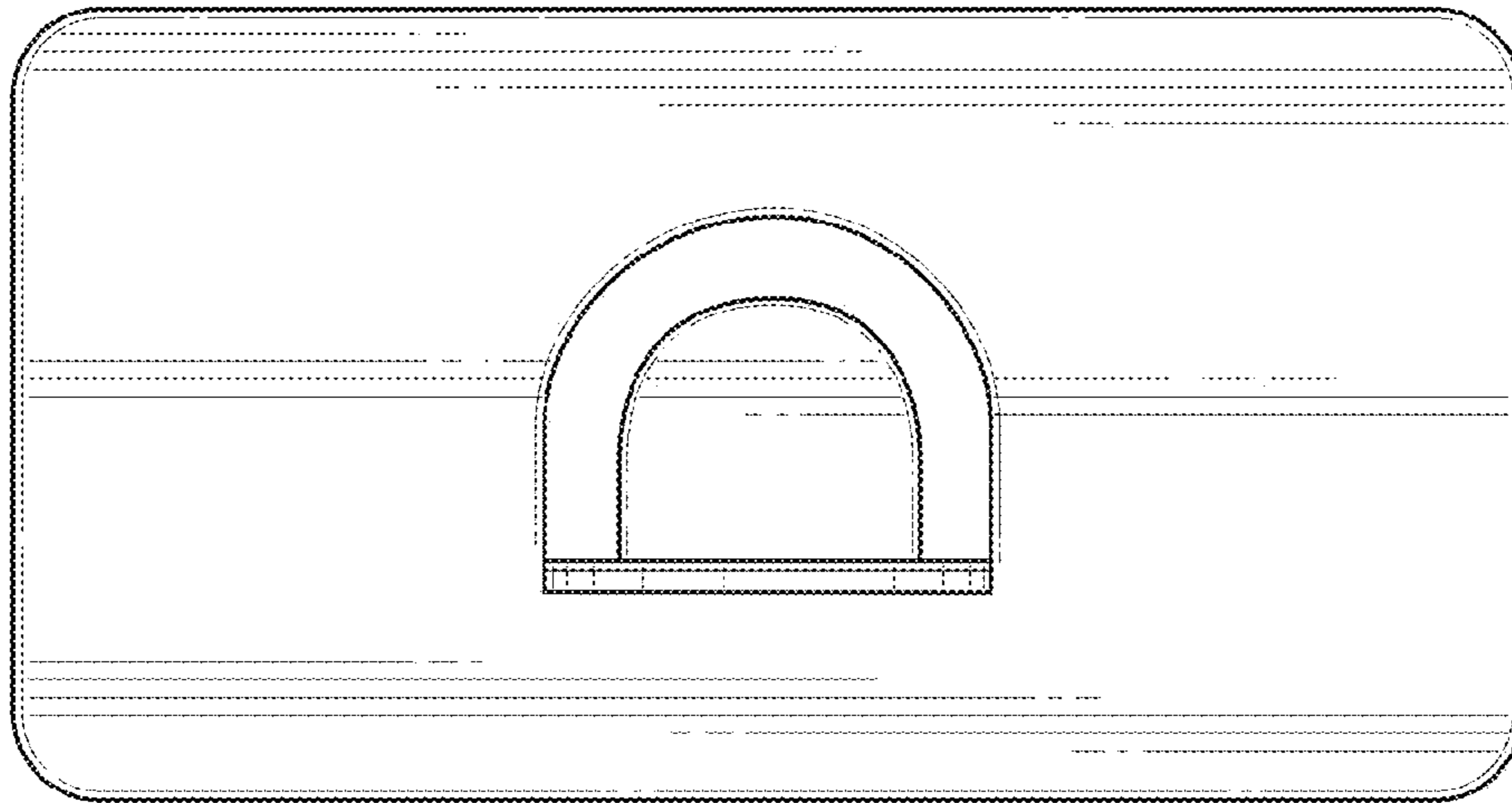


FIG. 6

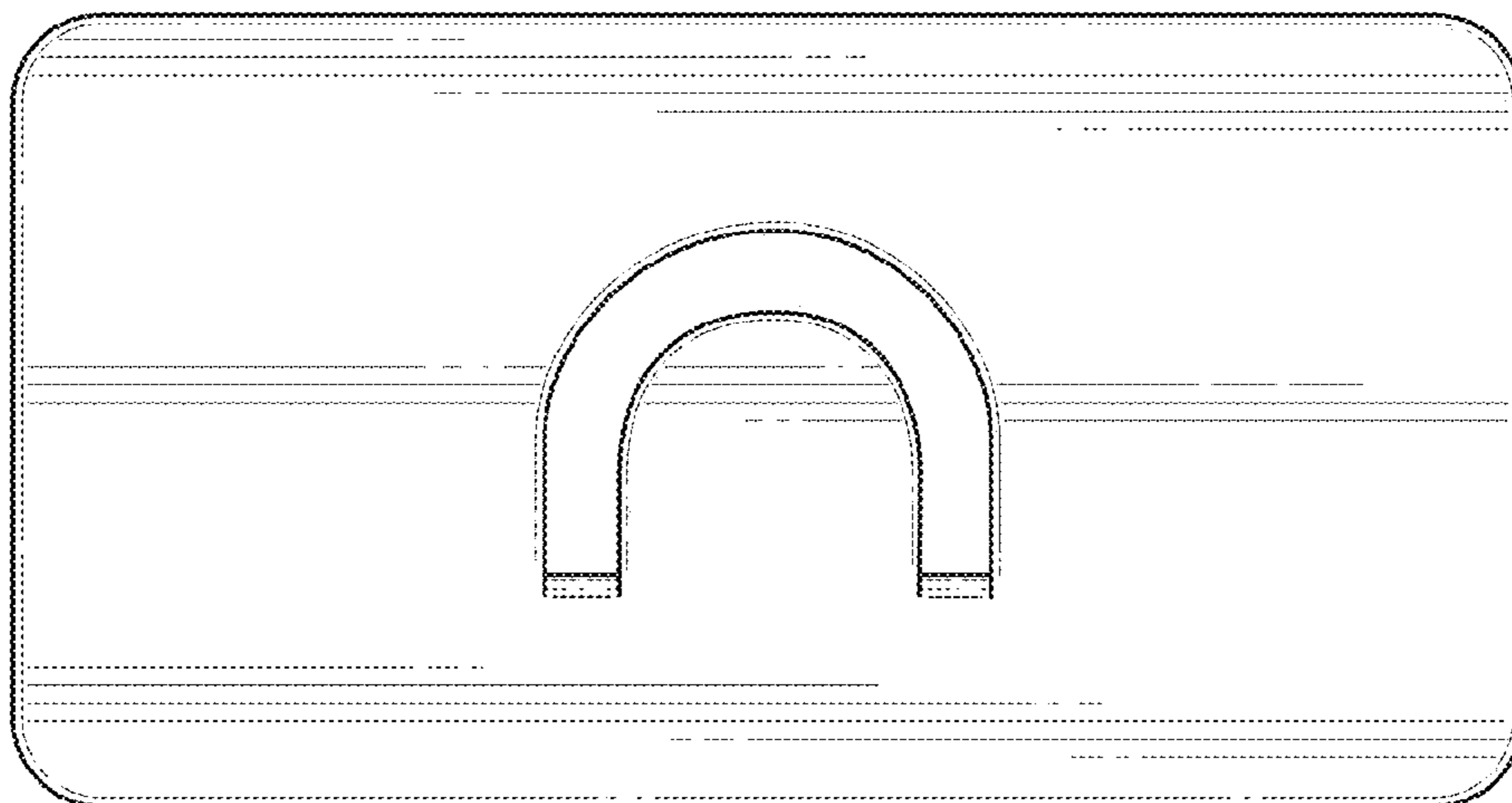


FIG. 7




FIG. 8