



US00D749045S

(12) **United States Design Patent**
Zhou

(10) **Patent No.:** **US D749,045 S**

(45) **Date of Patent:** **** Feb. 9, 2016**

(54) **POWER SUPPLY**

(56) **References Cited**

(71) Applicant: **Jianguo Zhou**, Ningbo (CN)

U.S. PATENT DOCUMENTS

(72) Inventor: **Jianguo Zhou**, Ningbo (CN)

D361,978	S	*	9/1995	Shirai	D13/103
D425,017	S	*	5/2000	Leung	D13/110
6,328,612	B1	*	12/2001	Chung	G06F 1/181 361/732
D463,363	S	*	9/2002	Veino	D13/110
D542,221	S	*	5/2007	Hriscu	D13/110
D568,814	S	*	5/2008	Hung	D13/123
D610,553	S	*	2/2010	Makela	D13/162
D618,182	S	*	6/2010	Stiles, Jr.	D13/164
D672,735	S	*	12/2012	Barley	D14/126
D677,224	S	*	3/2013	Chen	D13/110

(**) Term: **14 Years**

(21) Appl. No.: **29/519,882**

(22) Filed: **Mar. 9, 2015**

(30) **Foreign Application Priority Data**

* cited by examiner

Feb. 9, 2015 (CN) 2015 3 0038390

(51) **LOC (10) Cl.** **13-02**

Primary Examiner — Derrick Holland

(52) **U.S. Cl.**

(74) *Attorney, Agent, or Firm* — Wang Law Firm, Inc.; Li K. Wang; Stephen Hsu

USPC **D13/110**

(58) **Field of Classification Search**

(57) **CLAIM**

The ornamental design for a power supply, as shown and described.

USPC D13/110, 103, 107, 108, 118, 119, 123,
D13/133, 137.1, 162, 177, 184, 199;
D14/126, 240, 251, 356, 432, 433,
D14/434; 174/53, 54, 59, 61; 307/11, 150,
307/151; 320/107, 111, 112, 113, 114, 115;
361/679.01; 363/142, 146; 439/131,
439/172, 626, 628, 638


CPC H02M 1/10; H01M 10/46; H02J 13/0096;
H02J 7/00; H02J 7/0042; H02J 7/0047;
H02J 9/00; G06F 1/00; G06F 1/04; G06F
1/181; G06F 1/1637; G06F 1/1649

See application file for complete search history.

DESCRIPTION

FIG. 1 is a front view of a power supply showing my new design;
FIG. 2 is a left view thereof;
FIG. 3 is a right view thereof;
FIG. 4 is a top view thereof;
FIG. 5 is a bottom view thereof;
FIG. 6 is a rear view thereof;
FIG. 7 is a frontal perspective view thereof; and,
FIG. 8 is a view of the power supply in use.
The broken lines shown represent unclaimed subject matter and form no part of the claimed design.

1 Claim, 3 Drawing Sheets



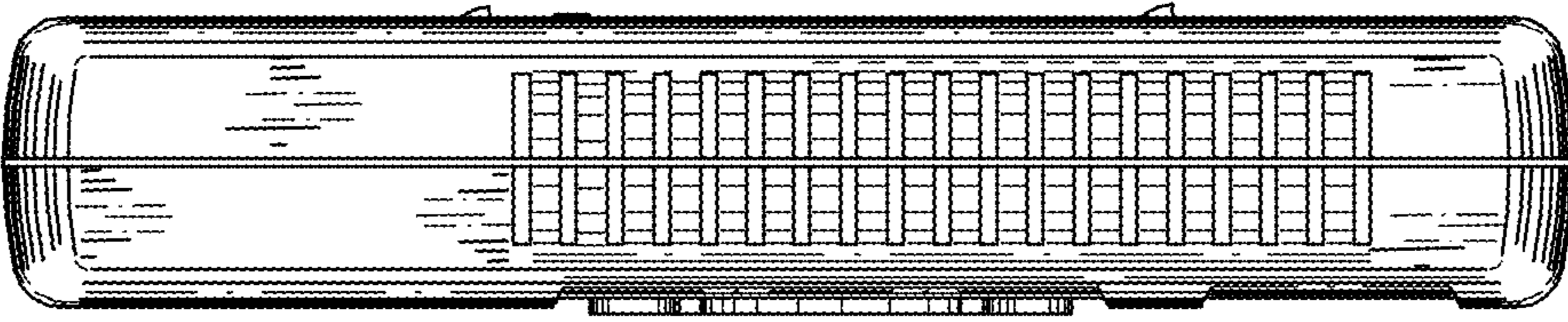


FIG. 3

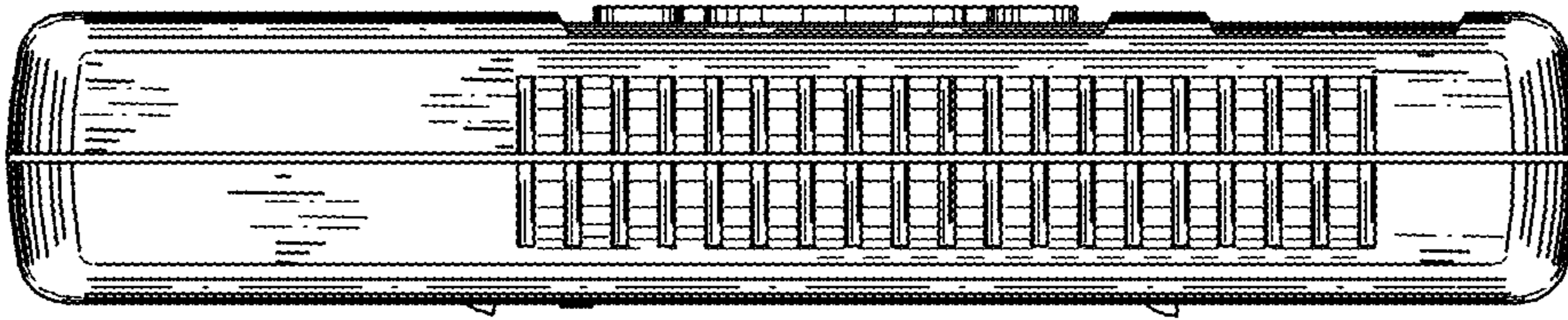


FIG. 2

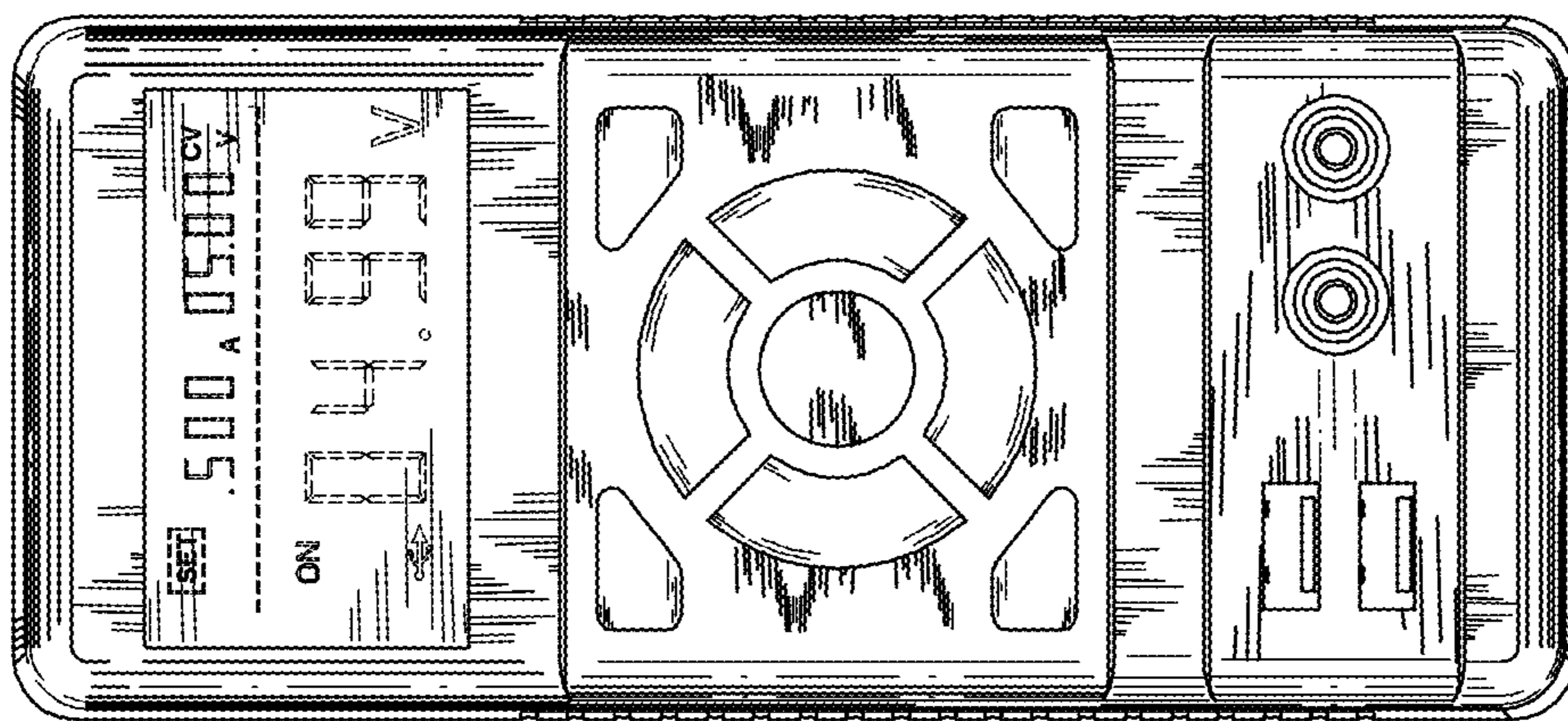


FIG. 1

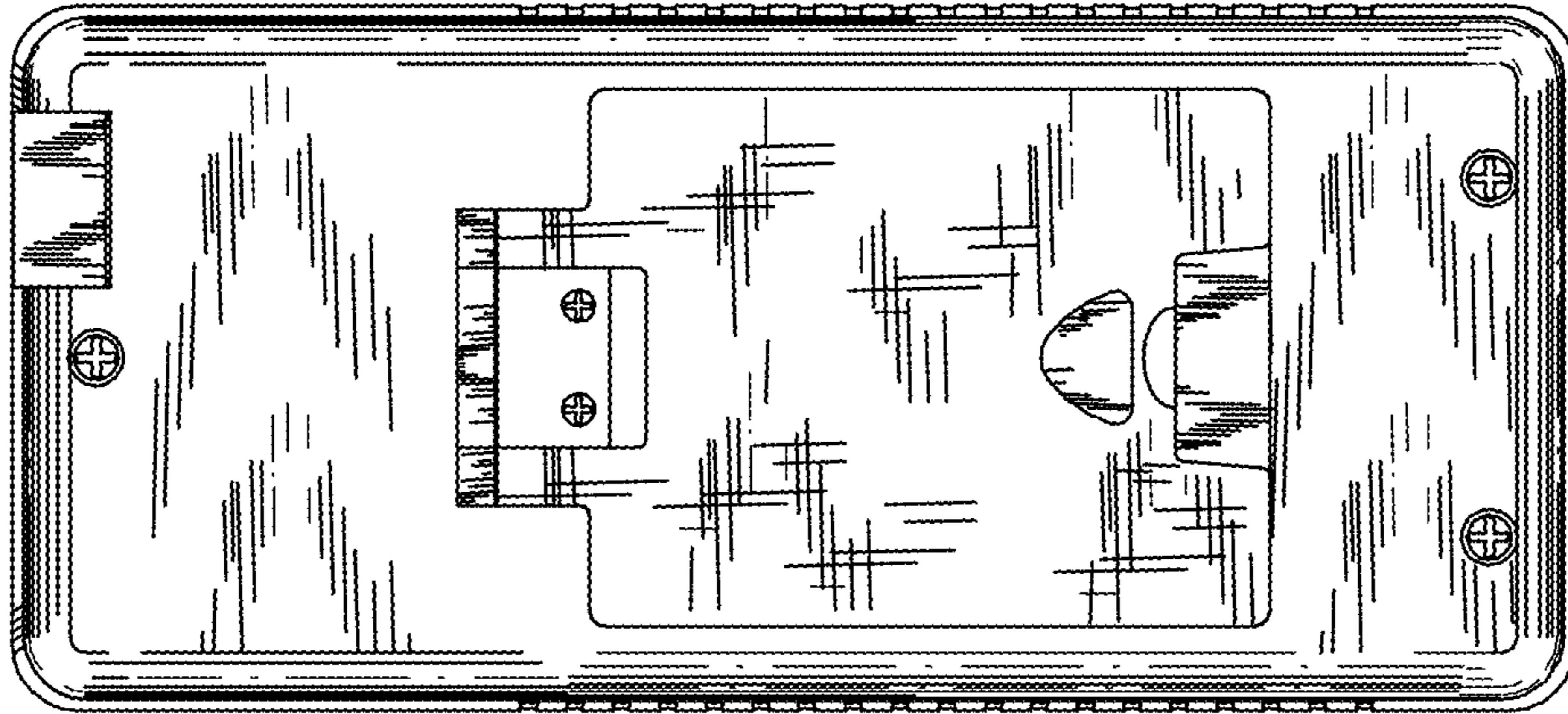


FIG. 6

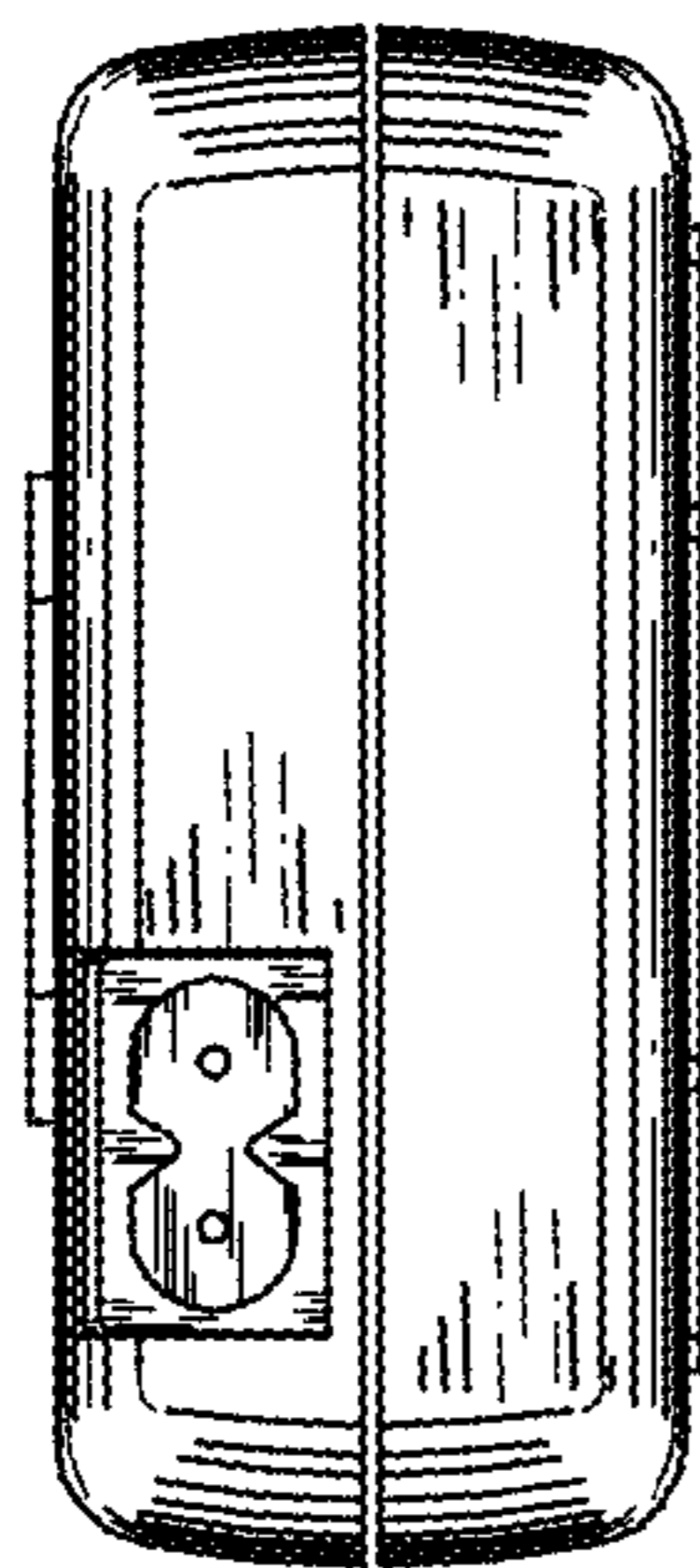


FIG. 4




FIG. 5

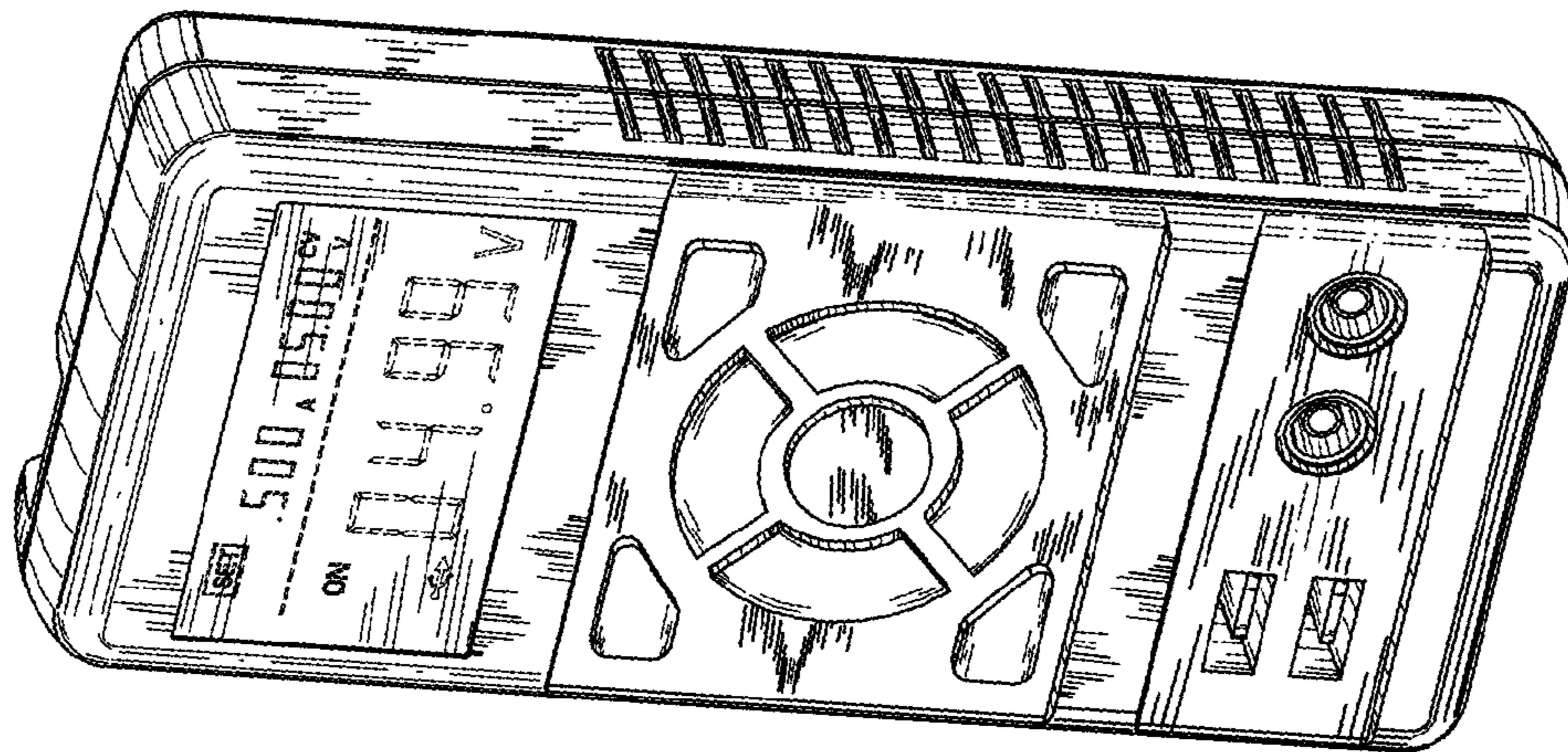


FIG. 7

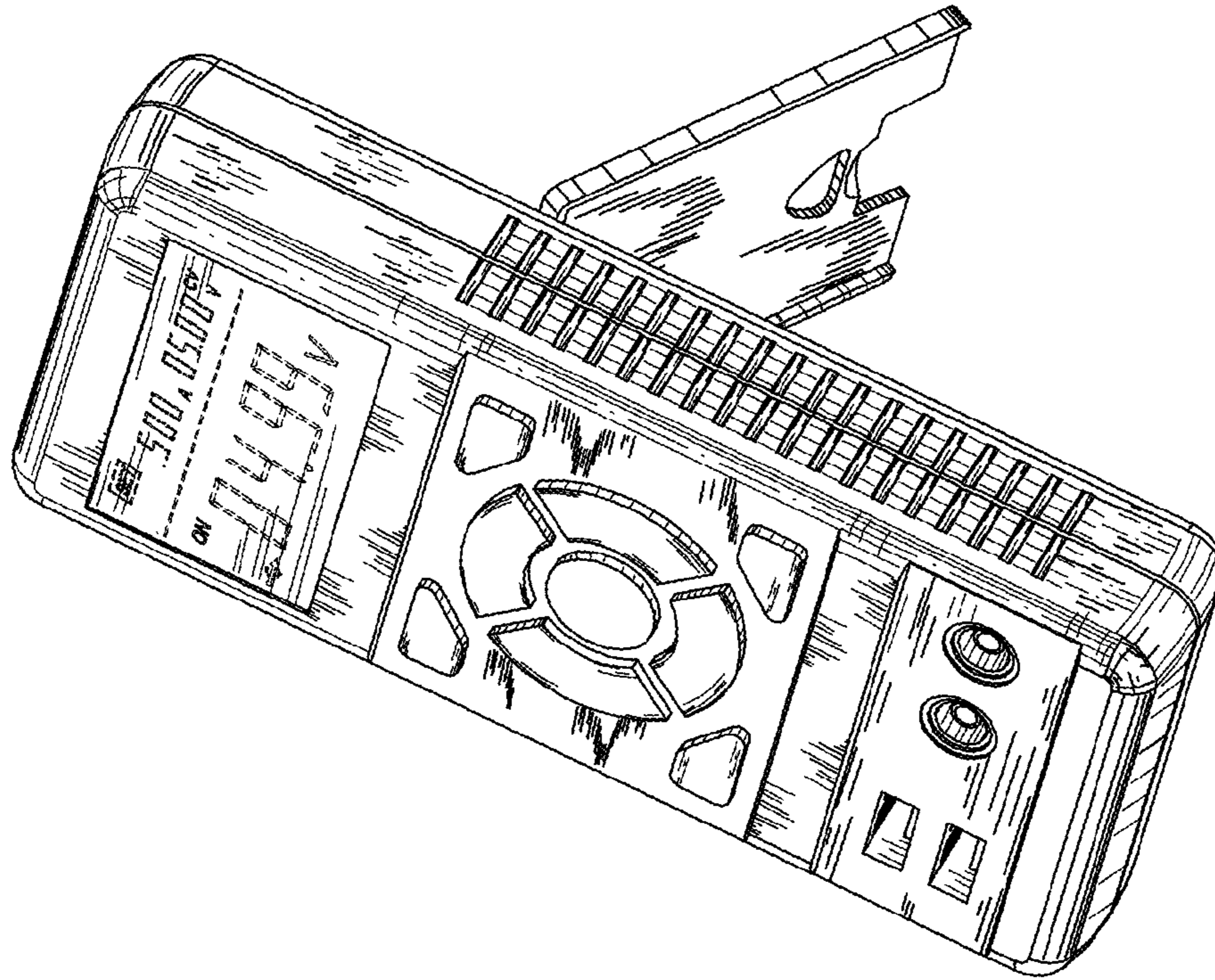


FIG. 8