



US00D749038S

(12) **United States Design Patent**  
**Su et al.**

(10) **Patent No.:** **US D749,038 S**  
(45) **Date of Patent:** **\*\* Feb. 9, 2016**

- (54) **TYRE**
- (71) Applicant: **Fortune Gold Enterprises LTD.,**  
Victoria, Mahe (SC)
- (72) Inventors: **Guoqing Su, Zhaoyuan (CN); Xiaoyun Yang, Zhaoyuan (CN); Dong Chen, Zhaoyuan (CN); Yanwei Zhao, Zhaoyuan (CN)**
- (73) Assignee: **Fortune Gold Enterprises LTD.,**  
Victoria, Mahe (SC)
- (\*\*) Term: **14 Years**
- (21) Appl. No.: **29/499,616**
- (22) Filed: **Aug. 18, 2014**
- (51) **LOC (10) Cl.** ..... **12-15**
- (52) **U.S. Cl.**  
USPC ..... **D12/586**
- (58) **Field of Classification Search**  
USPC ..... D12/500-568, 580-604, 900  
CPC ..... B60C 1/0016; B60C 11/0306; B60C  
11/0302; B60C 3/06; B60C 9/17  
See application file for complete search history.

D581,864 S *	12/2008	Koishikawa	.....	D12/585
D610,970 S *	3/2010	You	.....	D12/590
D628,533 S *	12/2010	Yonetsu	.....	D12/585
D646,626 S *	10/2011	Murata	.....	D12/586
D647,040 S *	10/2011	Mathonet	.....	D12/588
D654,013 S *	2/2012	Yonetsu	.....	D12/586
D683,694 S *	6/2013	Yonetsu	.....	D12/585
D704,624 S *	5/2014	Miyazaki	.....	D12/590
D712,343 S *	9/2014	Wakishima	.....	D12/588
D719,502 S *	12/2014	Shimizu	.....	D12/587

**OTHER PUBLICATIONS**

[http://tiresaddict.com/vendor/dunlop/sp\\_sport\\_maxx\\_050/](http://tiresaddict.com/vendor/dunlop/sp_sport_maxx_050/).\*

\* cited by examiner

*Primary Examiner* — Robert M Spear

*Assistant Examiner* — John A Voytek

(74) *Attorney, Agent, or Firm* — Wiersch IP Law

(57) **CLAIM**

The ornamental design for a tyre, as shown and described.

**DESCRIPTION**

FIG. 1 is a front view of tyre showing our design.

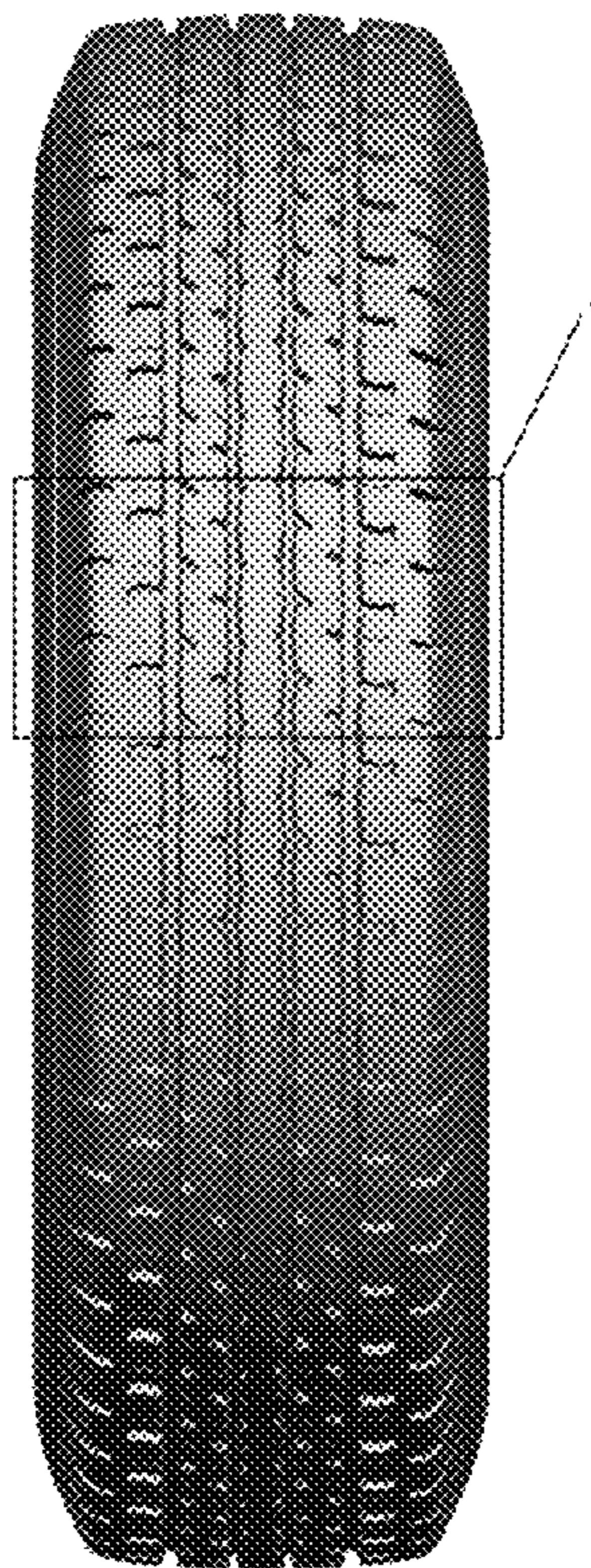
FIG. 2 is a left view thereof.

FIG. 3 is a partial enlarged view of Detail 3 in FIG. 1; and,

FIG. 4 is a perspective view thereof.

**1 Claim, 4 Drawing Sheets**

- (56) **References Cited**  
**U.S. PATENT DOCUMENTS**  
D410,600 S \* 6/1999 Matsuda ..... D12/590  
D413,089 S \* 8/1999 Matsuda ..... D12/590



front view




Fig.1 front view



Fig.2 left view




Fig.3 partial enlarged view



Fig.4 perspective view