



US00D749037S

(12) **United States Design Patent**
Kristen

(10) **Patent No.:** **US D749,037 S**

(45) **Date of Patent:** **** Feb. 9, 2016**

(54) **TIRE**

(71) Applicant: **CONTINENTAL REIFEN
DEUTSCHLAND GMBH**, Hannover
(DE)

(72) Inventor: **Florian Kristen**, Hannover (DE)

(73) Assignee: **Continental Reifen Deutschland
GmbH**, Hannover (DE)

(**) Term: **14 Years**

(21) Appl. No.: **29/491,207**

(22) Filed: **May 19, 2014**

(30) **Foreign Application Priority Data**

Nov. 18, 2013 (EP) 002346874-0001

(51) **LOC (10) Cl.** **12-15**

(52) **U.S. Cl.**
USPC **D12/566**

(58) **Field of Classification Search**
USPC D12/533-567; 152/209.1, 209.8,
152/209.18, 209.25, 209.28
CPC .. B60C 11/0302; B60C 11/03; B60C 11/042;
B60C 11/12; B60C 2011/0374

See application file for complete search history.

(56) **References Cited**

U.S. PATENT DOCUMENTS

D441,695 S *	5/2001	Heinen et al.	D12/560
D526,954 S *	8/2006	Godeau	D12/539
D648,259 S *	11/2011	Oki et al.	D12/566
D661,245 S *	6/2012	Buchinger-Barnstorf ...	D12/564
D720,686 S *	1/2015	Koog	D12/566

* cited by examiner

Primary Examiner — George D Kirschbaum

Assistant Examiner — Jennifer Watkins

(74) *Attorney, Agent, or Firm* — Laurence A. Greenberg;
Werner H. Stemer; Ralph E. Locher

(57) **CLAIM**

The ornamental design for a tire, as shown and described.

DESCRIPTION

FIG. 1 is a front elevation view of a tire, showing my new design;


FIG. 2 is a enlarged partial elevation view thereof;

FIG. 3 is a front perspective view thereof;

FIG. 4 is a left side elevation view thereof; and,

FIG. 5 is a right side elevation view thereof.

1 Claim, 5 Drawing Sheets






FIG. 1




FIG. 2



FIG. 3




FIG. 4




FIG. 5