



US00D749034S

(12) **United States Design Patent**
Kasparian et al.

(10) **Patent No.:** **US D749,034 S**

(45) **Date of Patent:** **** Feb. 9, 2016**

(54) **AIRCRAFT PARKING BRAKE HANDLE**

(71) Applicant: **Gulfstream Aerospace Corporation**,
Savannah, GA (US)

(72) Inventors: **Aram Kasparian**, Savannah, GA (US);
Andrew Fulford, Northville, MI (US);
Atith Kotcherlakota, Savannah, GA
(US)

(73) Assignee: **Gulfstream Aerospace Corporation**,
Savannah, GA (US)

(**) Term: **14 Years**

(21) Appl. No.: **29/506,148**

(22) Filed: **Oct. 13, 2014**

(51) **LOC (10) Cl.** **12-07**

(52) **U.S. Cl.**
USPC **D12/345**

(58) **Field of Classification Search**
USPC D6/336, 384, 653, 654, 665, 657, 663,
D6/672, 573; D7/602, 603, 614; D12/319,
D12/323, 325, 336, 345, 192, 423, 415, 416,
D12/179, 180, 182; D21/436, 447, 448,
D21/449, 453
CPC B64C 13/04; B64D 11/0007; B64D
11/0015; B64D 11/003; B64D 11/04; B64D
2011/0046; B64D 11/0629; B64B 1/10
See application file for complete search history.

(56) **References Cited**

U.S. PATENT DOCUMENTS

D501,811 S *	2/2005	Fukuda	D12/192
D592,126 S *	5/2009	da Silveira	D12/345
D640,180 S *	6/2011	Money penny	D12/345
D641,674 S *	7/2011	Kim	D12/192
D682,771 S *	5/2013	Amante	D12/192
8,766,933 B2 *	7/2014	Makinen	G09B 21/003 345/173
D730,805 S *	6/2015	Tran	D12/192
9,120,381 B2 *	9/2015	Genesin	B60K 37/06

2007/0198141 A1 *	8/2007	Moore	B64D 43/00 701/3
2009/0014261 A1 *	1/2009	Edelson	B64C 25/405 188/156
2010/0044120 A1 *	2/2010	Richter	G06F 3/044 178/18.01
2012/0085870 A1 *	4/2012	Coote	B60N 2/4693 244/234
2012/0325572 A1 *	12/2012	Morgese	B60R 22/48 180/268

* cited by examiner

Primary Examiner — Robert M Spear

Assistant Examiner — Marissa J Cash

(74) *Attorney, Agent, or Firm* — Ingrassia, Fisher & Lorenz
PC

(57) **CLAIM**

The ornamental design for an aircraft parking brake handle,
as shown and described.

DESCRIPTION

The patent or application file contains a least one drawing
executed in color. Copies of this patent or patent application
publication with color drawing(s) will be provided by the
Office upon request and payment of the necessary fee.

FIG. 1 is a front perspective view of an aircraft parking brake
handle;

FIG. 2 is a front view of an aircraft parking brake handle with
surrounding environmental structure removed for clarity of
disclosure.

FIG. 3 is a back view of an aircraft parking brake handle;


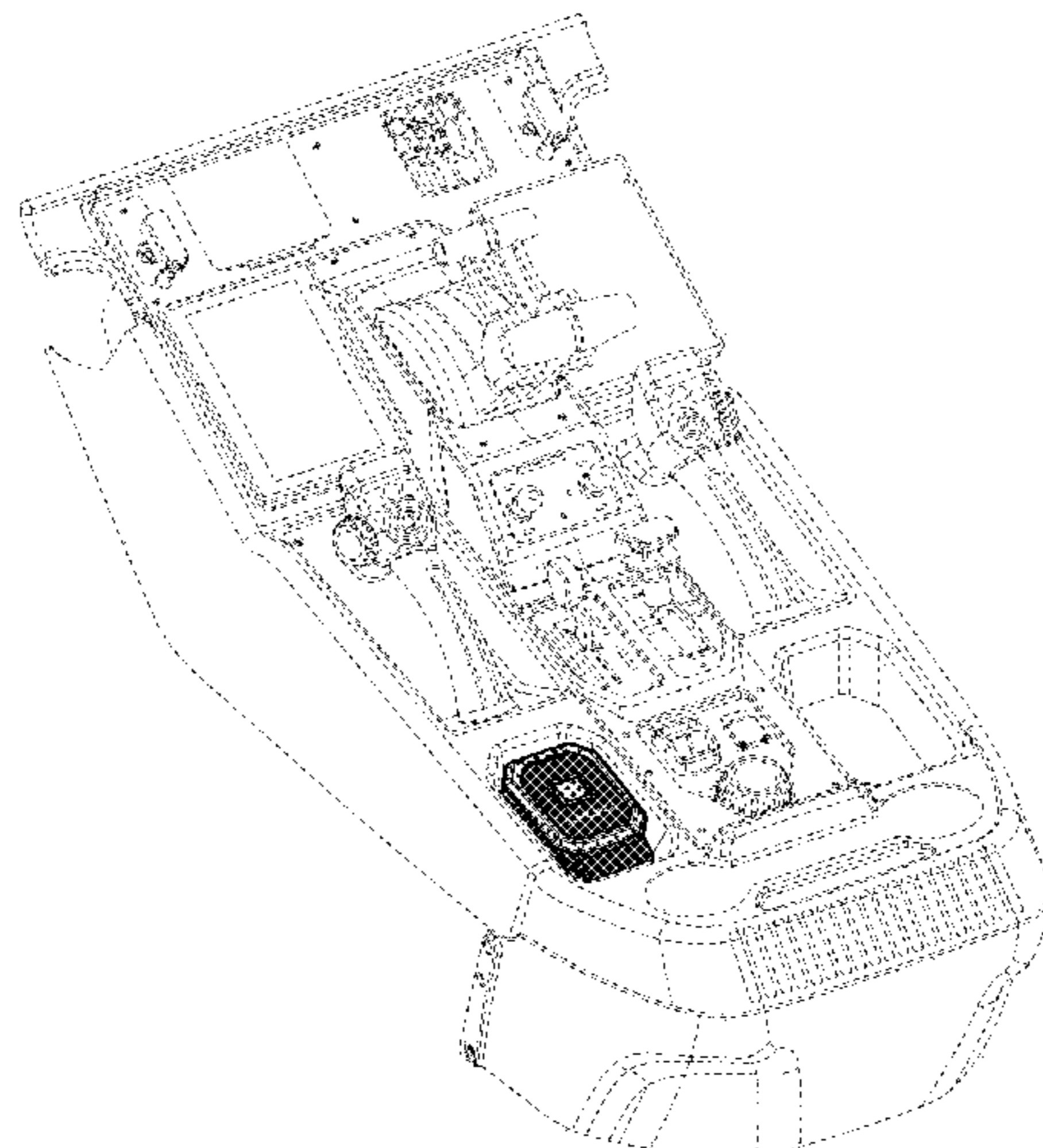
FIG. 4 is a first side view of an aircraft parking brake handle;

FIG. 5 is a second side view of an aircraft parking brake
handle; and,

FIG. 6 is a top view of an aircraft parking brake handle, the
bottom of the aircraft parking brake handle is not illustrated as
it forms no part of the claimed design.

The broken lines illustrate structures that form no part of the
claimed design.

1 Claim, 6 Drawing Sheets
(3 of 6 Drawing Sheet(s) Filed in Color)



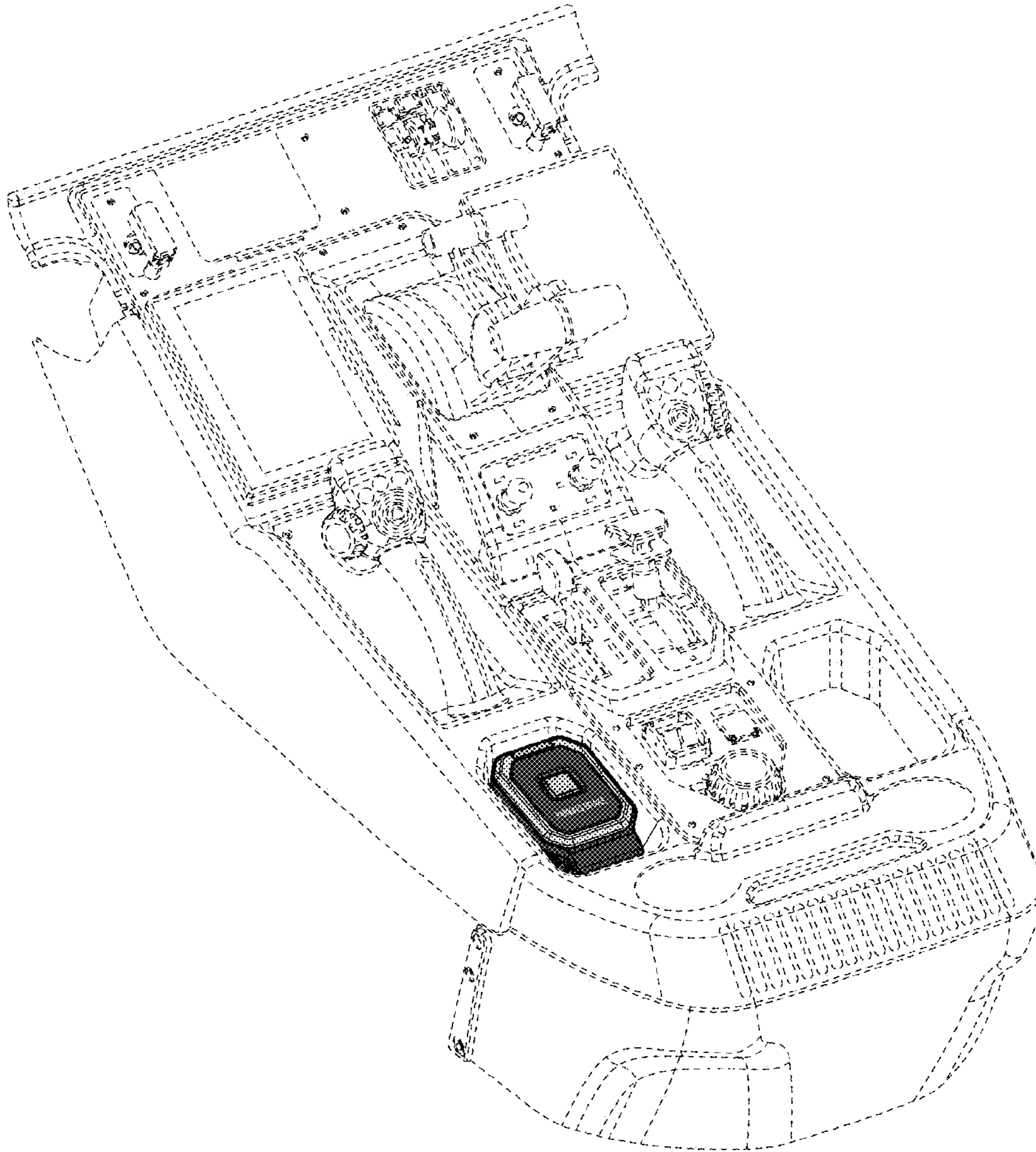


FIG. 1

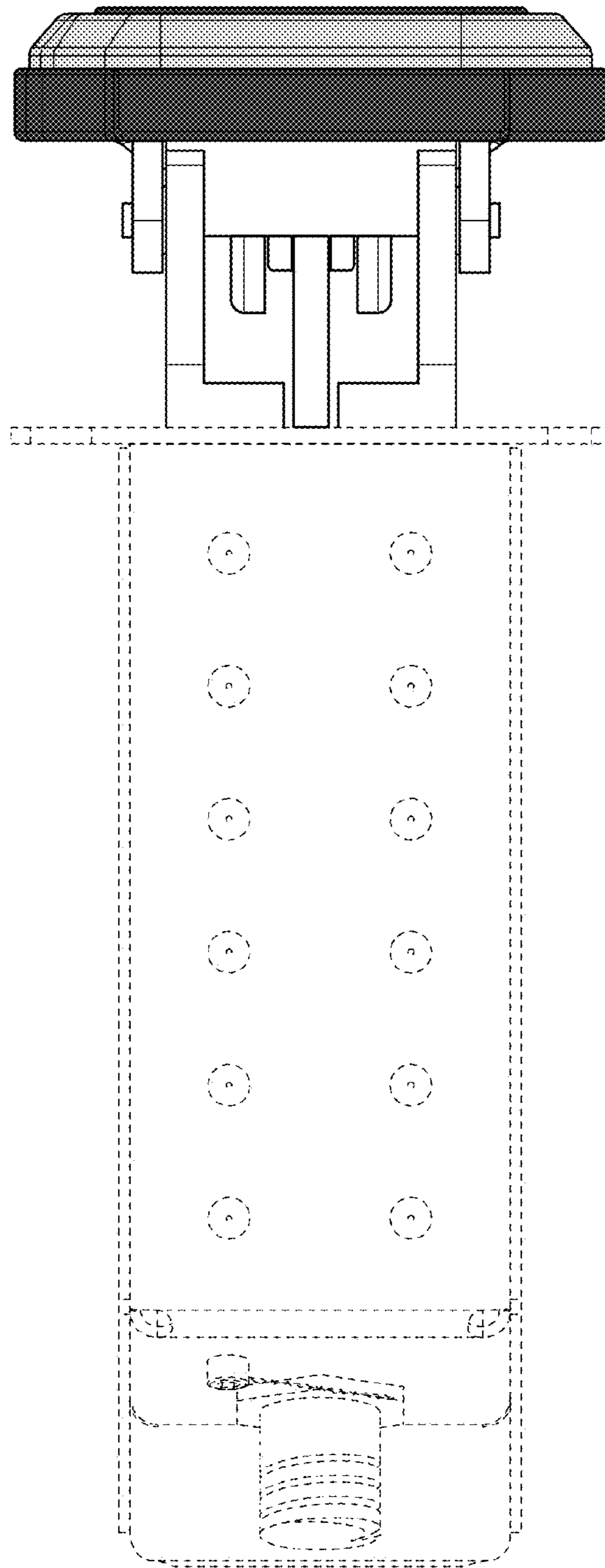


FIG. 2

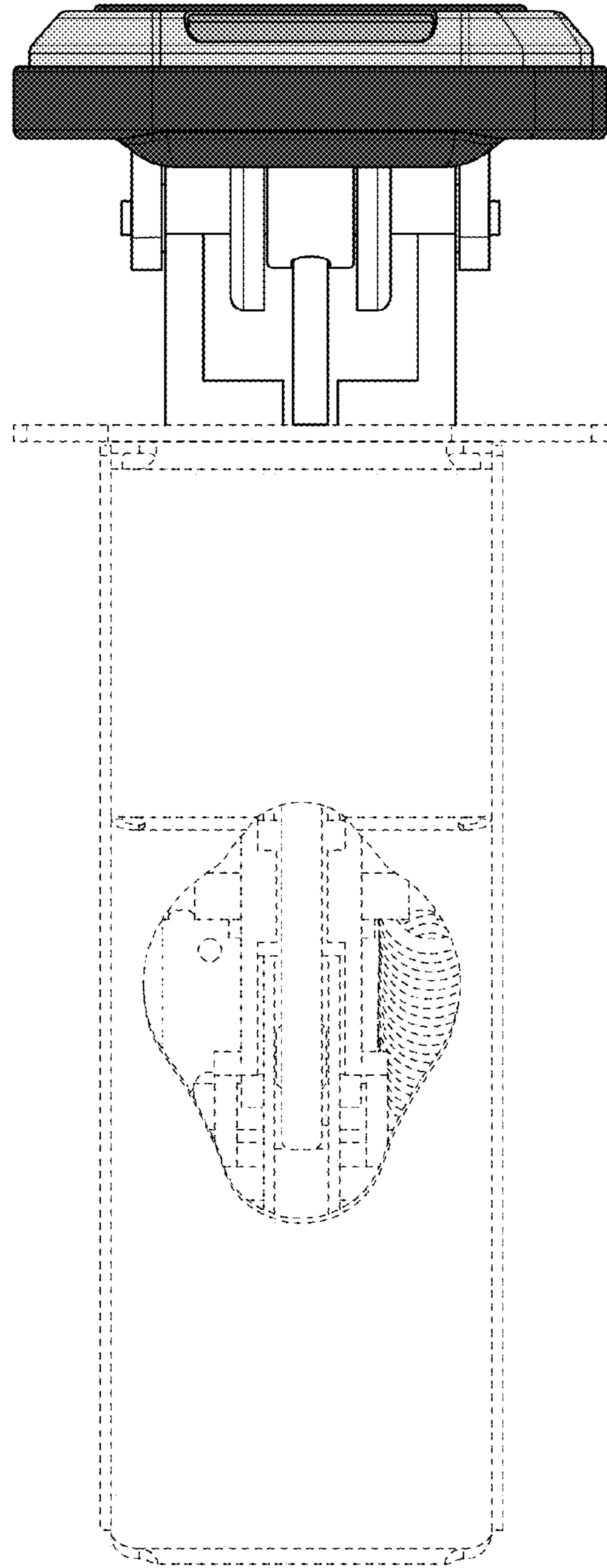


FIG. 3

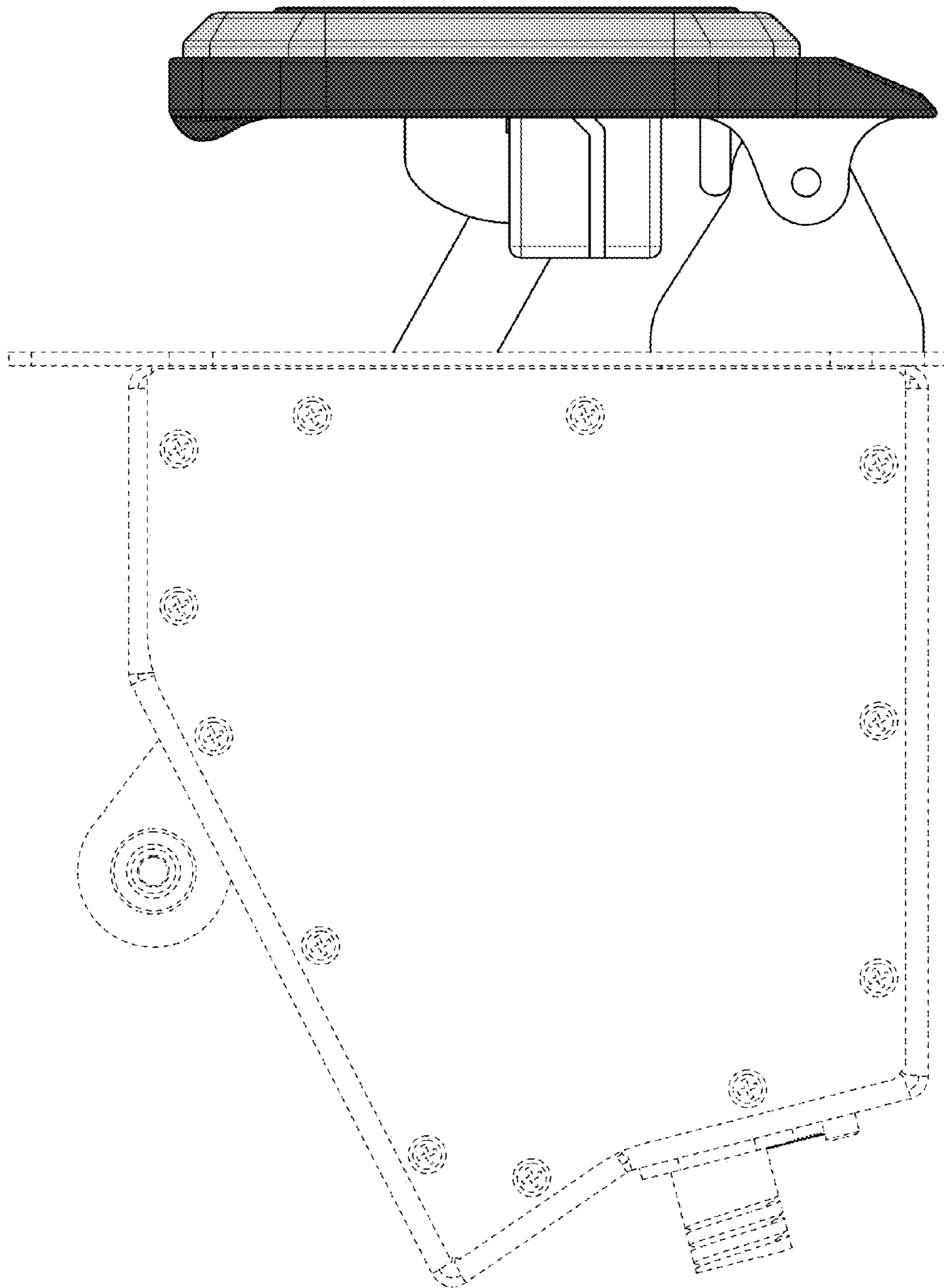


FIG. 4

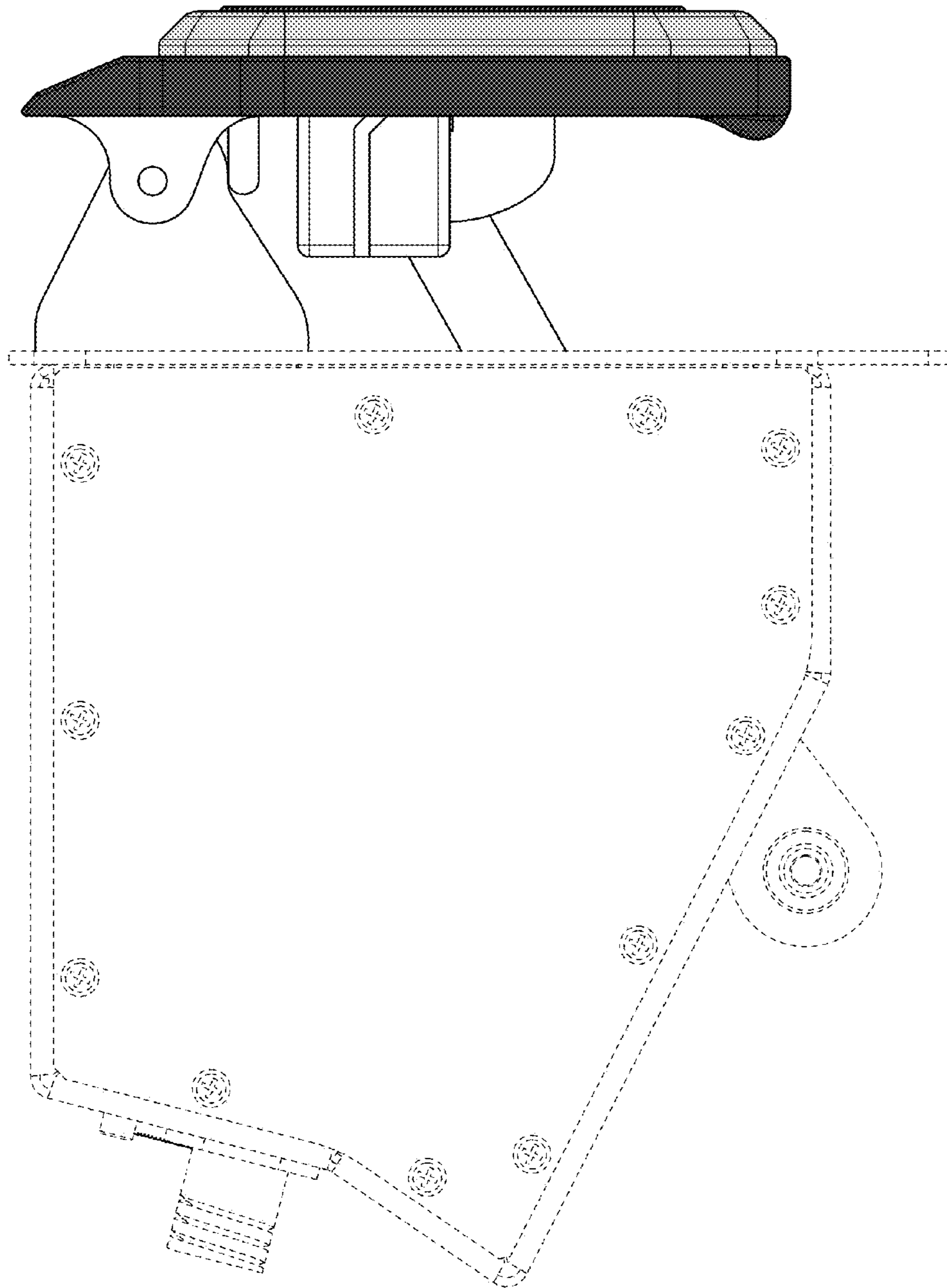


FIG. 5




FIG. 6