



US00D749027S

(12) **United States Design Patent**
McMahan et al.

(10) **Patent No.:** **US D749,027 S**
(45) **Date of Patent:** **** Feb. 9, 2016**

(54) **VEHICLE FRONT FENDER**
(71) Applicant: **GM GLOBAL TECHNOLOGY OPERATIONS LLC**, Detroit, MI (US)
(72) Inventors: **Robert B. McMahan**, Bloomfield Hills, MI (US); **Brendon C. Mackay**, Shelby Township, MI (US); **Tyler L. H. Moffett**, Detroit, MI (US)

D669,829 S * 10/2012 Iwao D12/184
D680,045 S * 4/2013 Hamilton D12/184
D683,679 S * 6/2013 Platto D12/184
D685,305 S * 7/2013 Tase D12/184
D691,530 S * 10/2013 Song D12/184
D699,649 S * 2/2014 Okue D12/184
D709,010 S * 7/2014 Mays D12/184
D711,797 S * 8/2014 Tsuchida D12/184
D716,709 S * 11/2014 Thole D12/184
D731,373 S * 6/2015 Howell D12/184

(73) Assignee: **GM Global Technology Operations LLC**, Detroit, MI (US)

(**) Term: **14 Years**

(21) Appl. No.: **29/504,638**

(22) Filed: **Oct. 8, 2014**

(51) **LOC (10) Cl.** **12-16**

(52) **U.S. Cl.**
USPC **D12/184**

(58) **Field of Classification Search**
USPC D12/184, 196, 90-92, 181; 280/152.1, 280/847-849, 851; 296/181.1, 181.5
CPC B62D 25/16; B62D 25/18; B62D 25/161; B62D 25/168; B62D 25/184; B62D 25/186; B62D 25/188; D62D 25/182
See application file for complete search history.

(56) **References Cited**

U.S. PATENT DOCUMENTS

D620,407 S * 7/2010 Froehlich D12/184
D659,616 S * 5/2012 Matsumoto D12/184

OTHER PUBLICATIONS

Design U.S. Appl. No. 29/466,640, filed Sep. 10, 2013; First Named Inventor: Louis D. Thole; Title: Vehicle Front Fender; 3 pages.
Design U.S. Appl. No. 29/491,286, filed May 20, 2014; First Named Inventor: Robert B. McMahan; Title: Vehicle Body Exterior; 7 pages.

* cited by examiner

Primary Examiner — Melody N Brown

(74) *Attorney, Agent, or Firm* — Reising Ethington P.C.

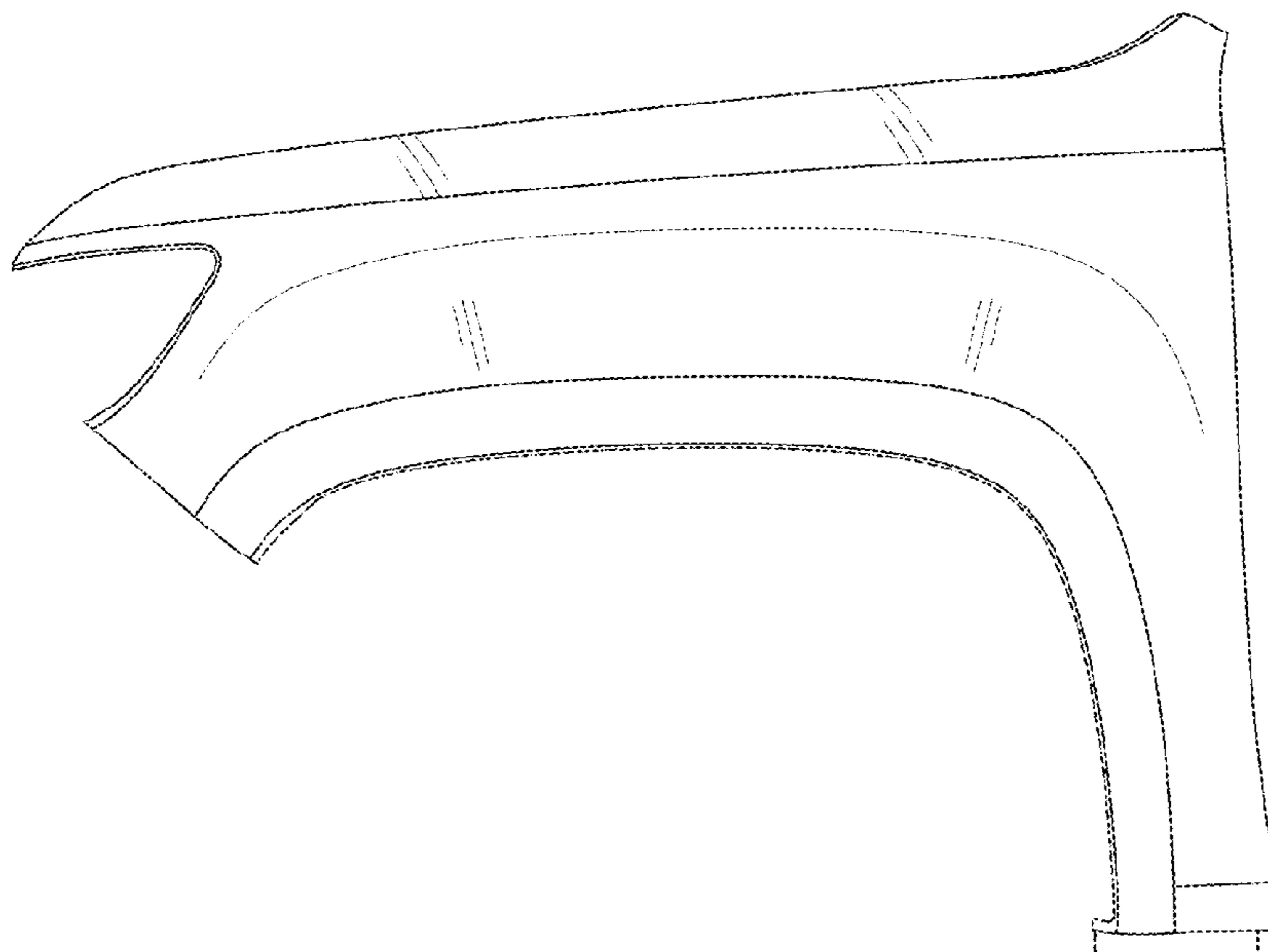
(57) **CLAIM**

The ornamental design for a vehicle front fender, as shown and described.

DESCRIPTION

FIG. 1 is a perspective view of the vehicle front fender; FIG. 2 is a front view thereof; FIG. 3 is a top plan view thereof; and, FIG. 4 is a side elevation view thereof. The broken lines shown in the drawings depict portions of the vehicle front fender that form no part of the claimed design.

1 Claim, 1 Drawing Sheet



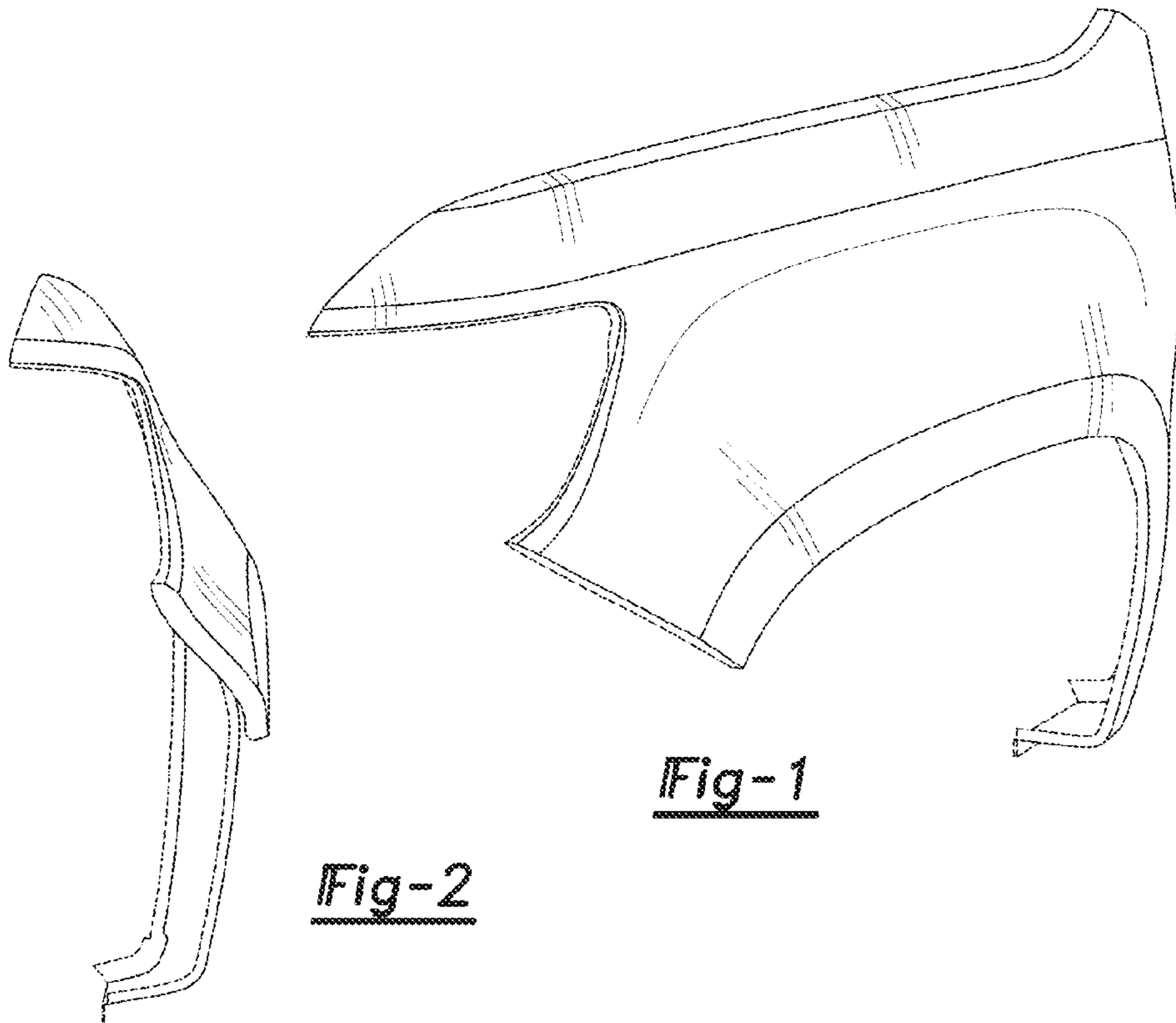


Fig-1

Fig-2

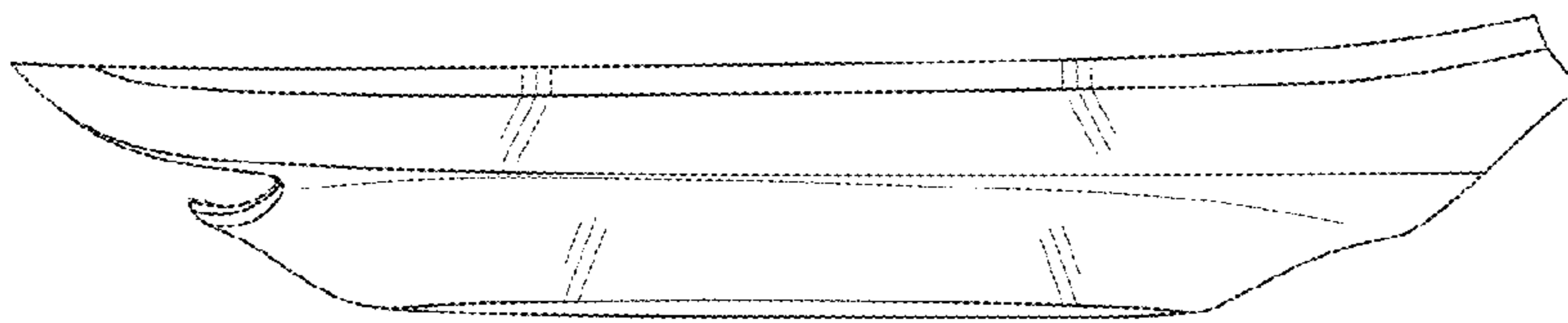


Fig-3

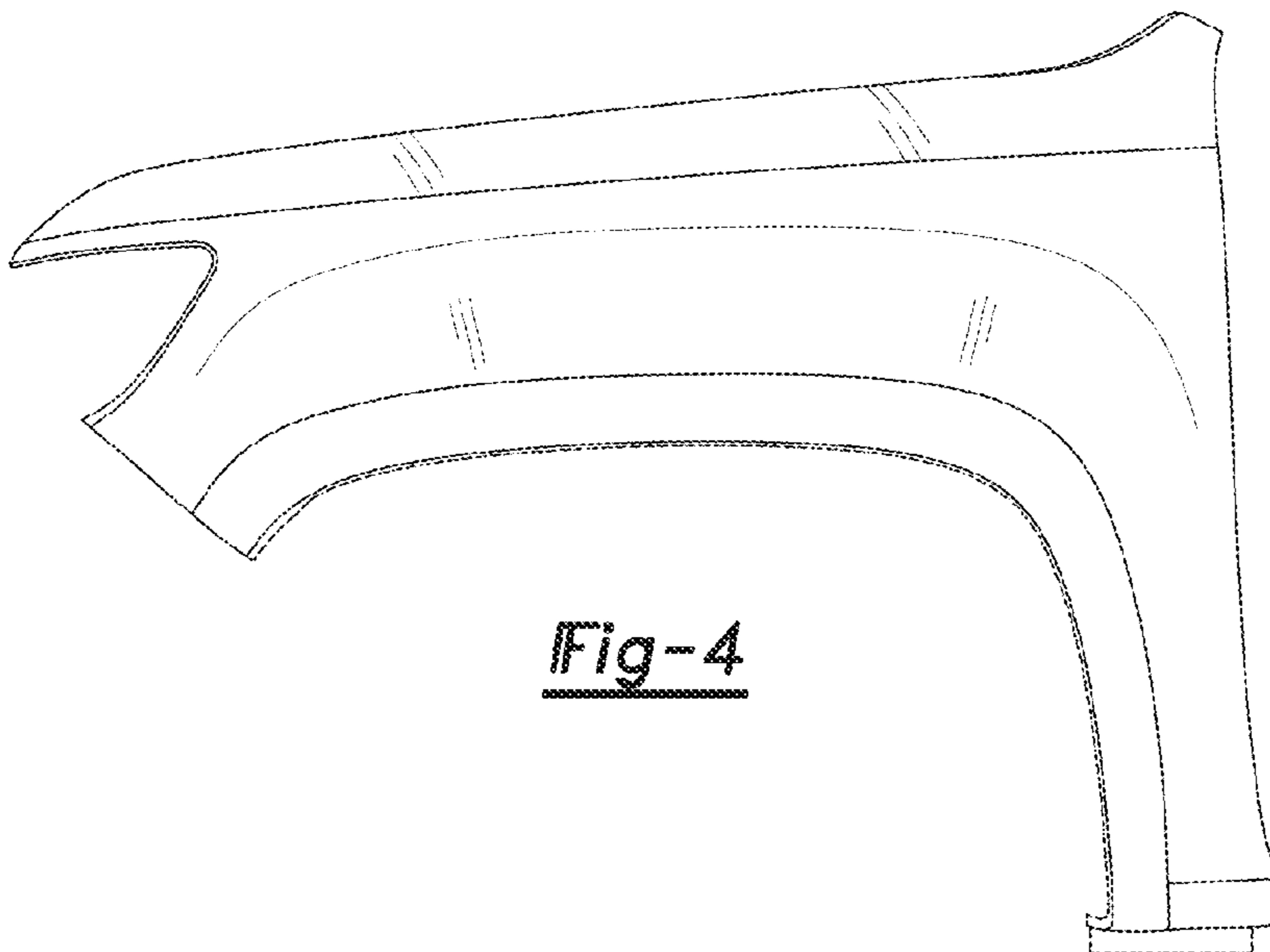


Fig-4