



US00D749025S

(12) **United States Design Patent**
Dunlap, III

(10) **Patent No.:** **US D749,025 S**
(45) **Date of Patent:** **** Feb. 9, 2016**

(54) **DISC BRAKE ROTOR PORTION**
(71) Applicant: **SRAM, LLC**, Chicago, IL (US)
(72) Inventor: **Charles Emmett Dunlap, III**, Manitou Springs, CO (US)
(73) Assignee: **SRAM, LLC**, Chicago, IL (US)
(**) Term: **14 Years**
(21) Appl. No.: **29/512,118**
(22) Filed: **Dec. 17, 2014**
(51) **LOC (10) Cl.** **12-16**
(52) **U.S. Cl.**
USPC **D12/180**
(58) **Field of Classification Search**
USPC D12/180, 123; 188/218 XL, 73.44,
188/73.31, 18 A, 218 R; D8/42, 356; D15/5;
D23/354; 74/577 R, 594.2; 477/96;
474/152, 78, 101, 160, 94, 112;
475/213
CPC F16H 55/12; F16D 65/12; F16D 3/50;
B60B 27/0052; C21D 6/002; B62L 1/00;
C23C 4/02
See application file for complete search history.

D476,608 S * 7/2003 Nadal Aloy D12/180
D501,437 S * 2/2005 Okabe D12/180
D521,428 S * 5/2006 Campbell D12/180
D602,412 S * 10/2009 Becocci D12/180
7,665,584 B2 * 2/2010 Hirotoomi B60B 27/0052
188/18 A
8,353,391 B2 * 1/2013 Fujita F16D 65/12
188/218 XL
8,978,842 B2 * 3/2015 Iwai C23C 4/02
188/218 XL

* cited by examiner

Primary Examiner — Ralf Seifert

(74) *Attorney, Agent, or Firm* — Milan Milosevic; Lisa Serdyski

(57) **CLAIM**

I claim the ornamental design for a disc brake rotor portion, as shown and described.

DESCRIPTION

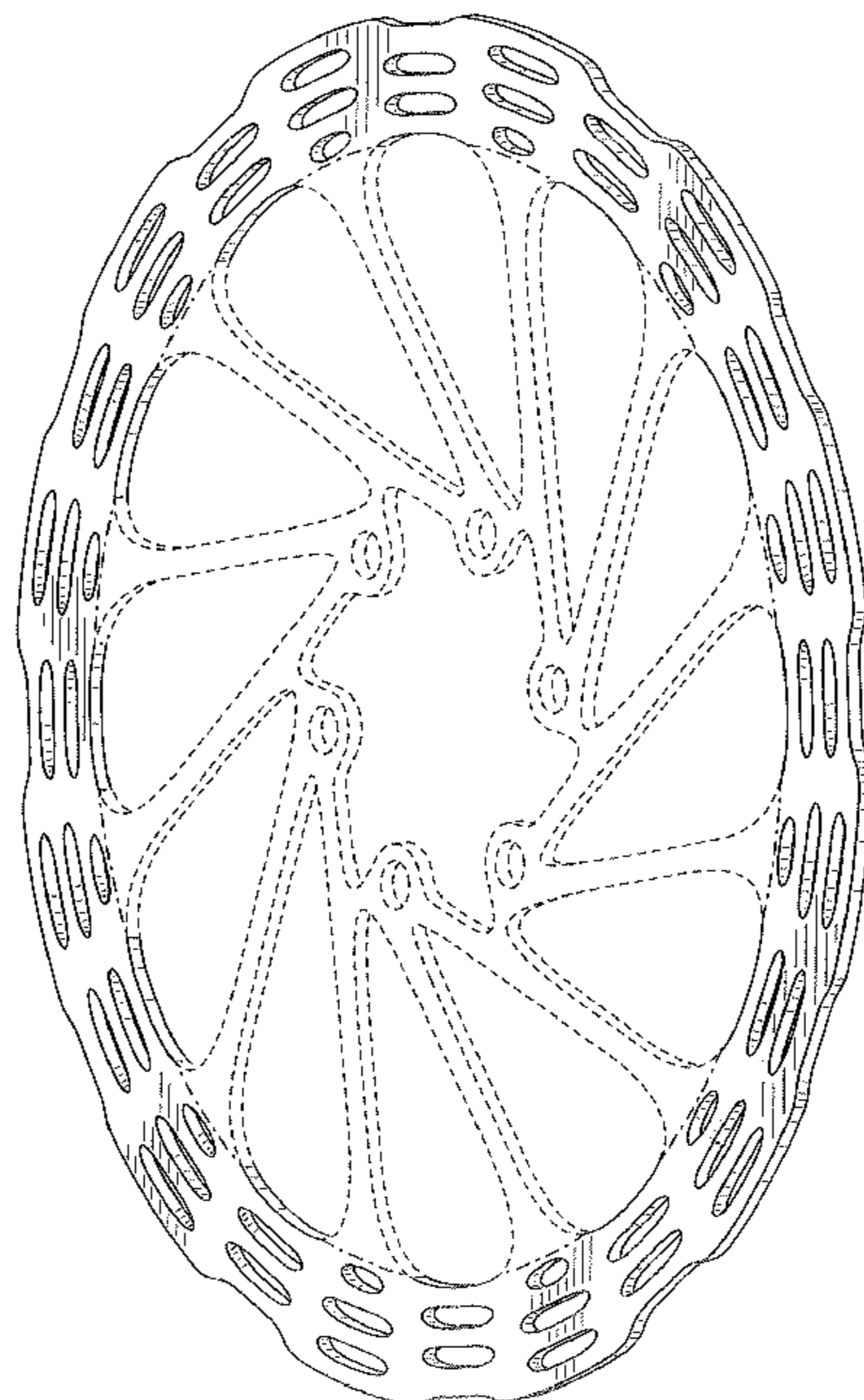
FIG. 1 is a perspective view of a first embodiment of a disc brake rotor portion showing my new design; FIG. 2 is a front view of the disc brake rotor portion shown in FIG. 1, with the rear view being a mirror image; FIG. 3 is a perspective view of a second embodiment of a disc brake rotor portion showing my new design; and, FIG. 4 is a front view of the disc brake rotor portion shown in FIG. 3, with the rear view being a mirror image. The portions of the disc brake portion shown in dot-dash lines define the boundary of the claimed design and form no part of the claimed design. The portions of the binder shown in dashed lines illustrate environment and form no part of the claimed design.

1 Claim, 4 Drawing Sheets

(56) **References Cited**

U.S. PATENT DOCUMENTS

6,283,257 B1 * 9/2001 Lee F16D 65/12
188/218 XL
D455,686 S * 4/2002 Nadal Aloy D12/180
6,386,342 B1 * 5/2002 Tsuge C21D 6/002
148/325
6,530,457 B1 * 3/2003 Nago B62L 1/00
188/17



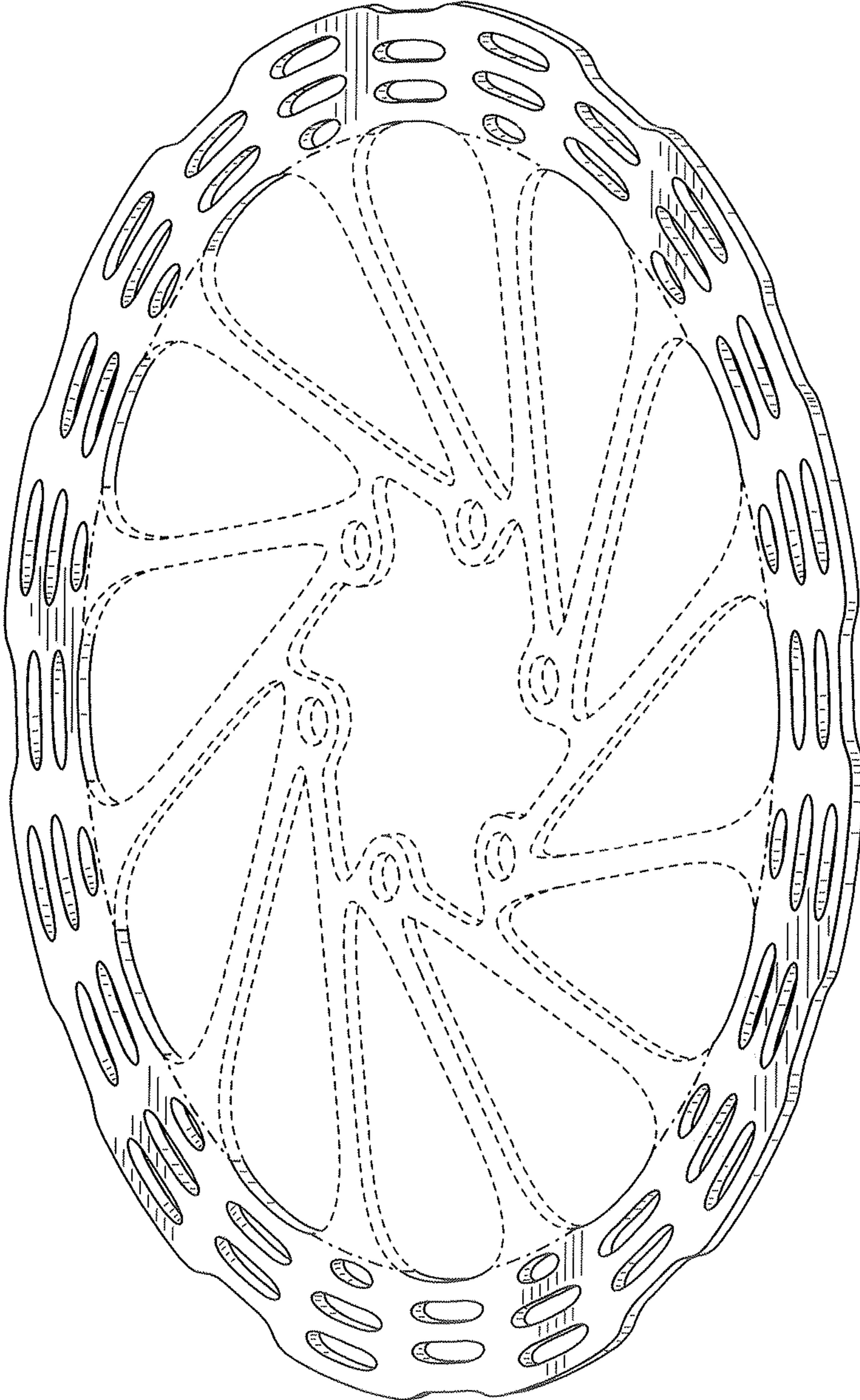


FIG. 1

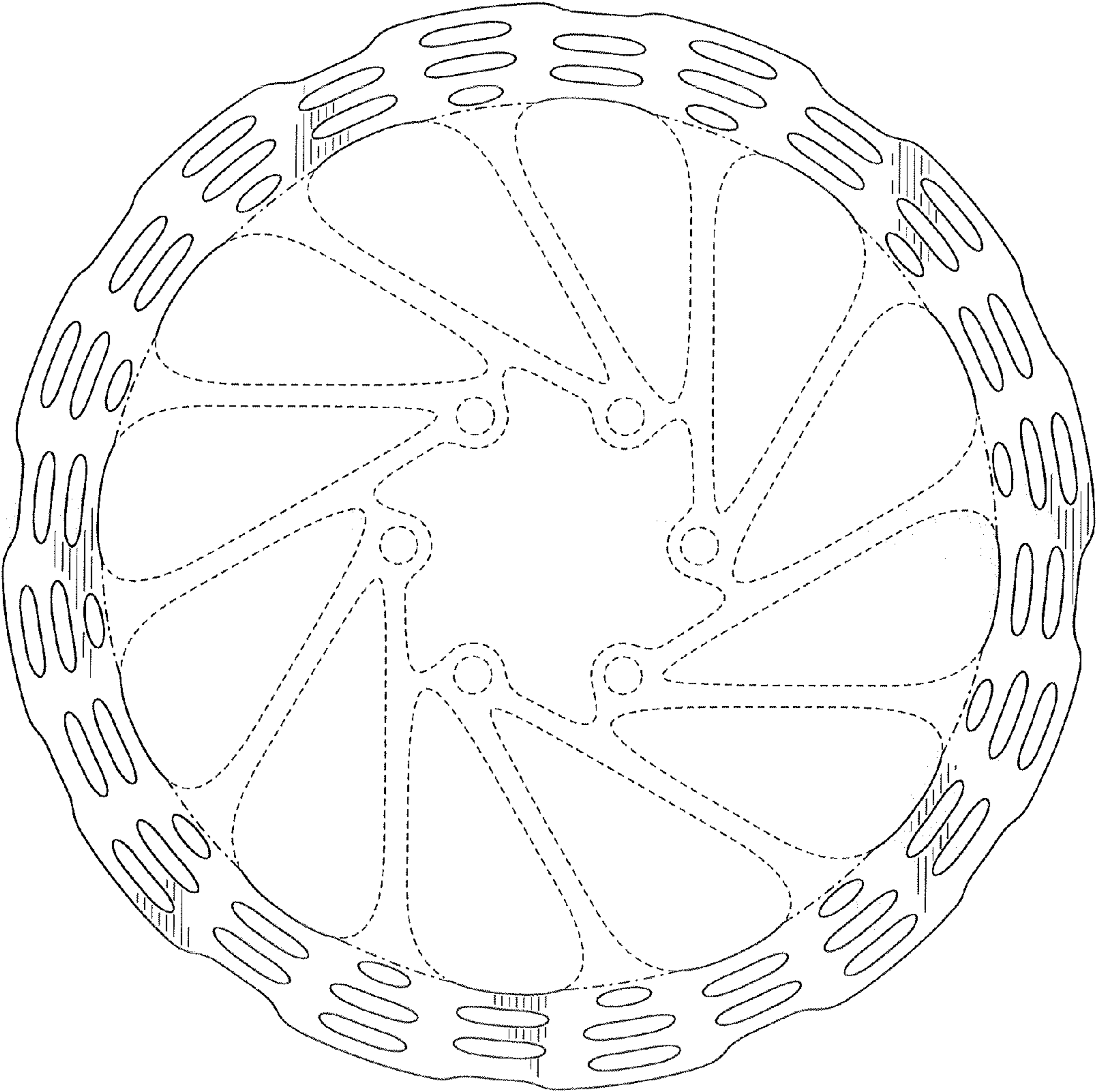


FIG. 2

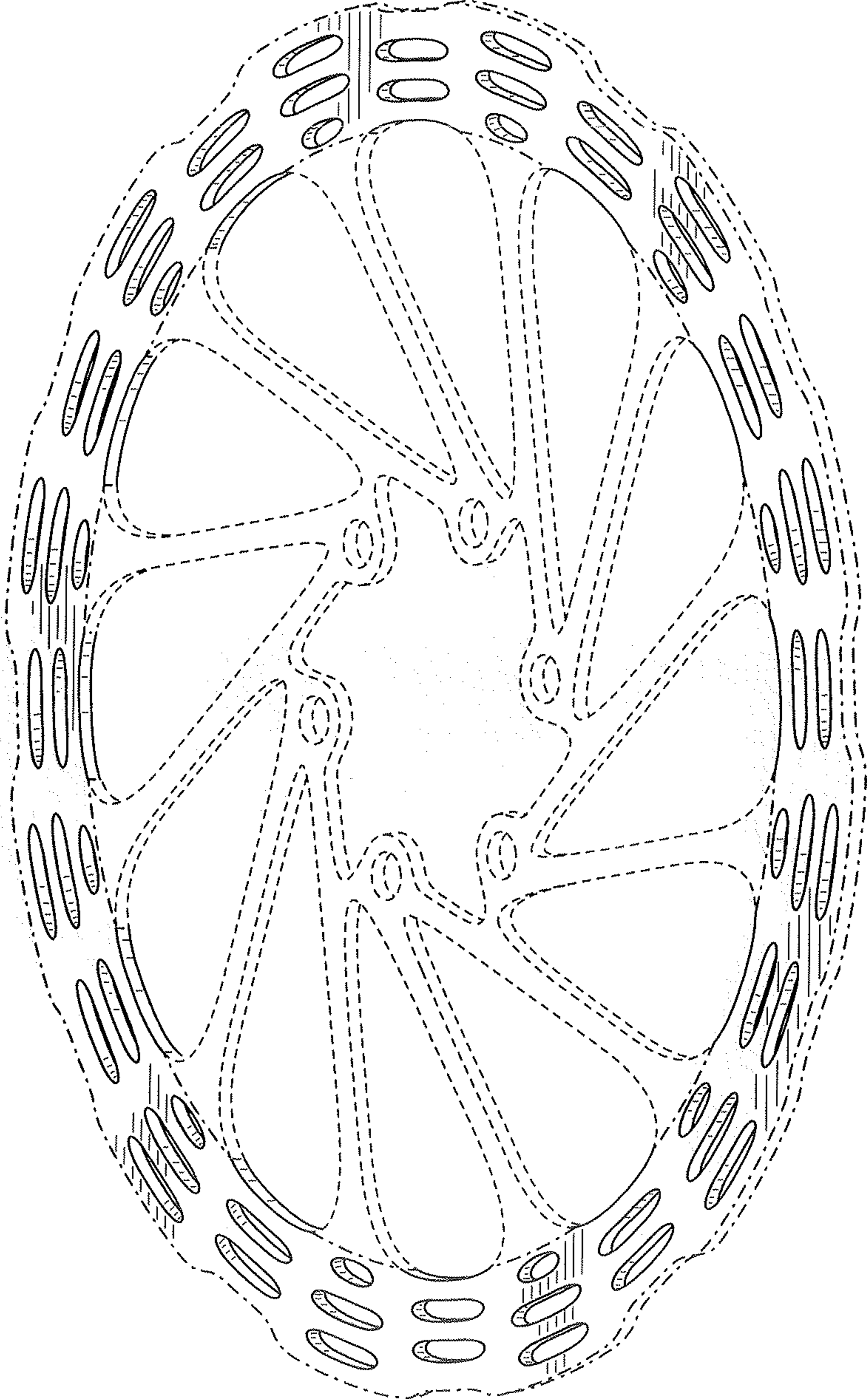


FIG. 3

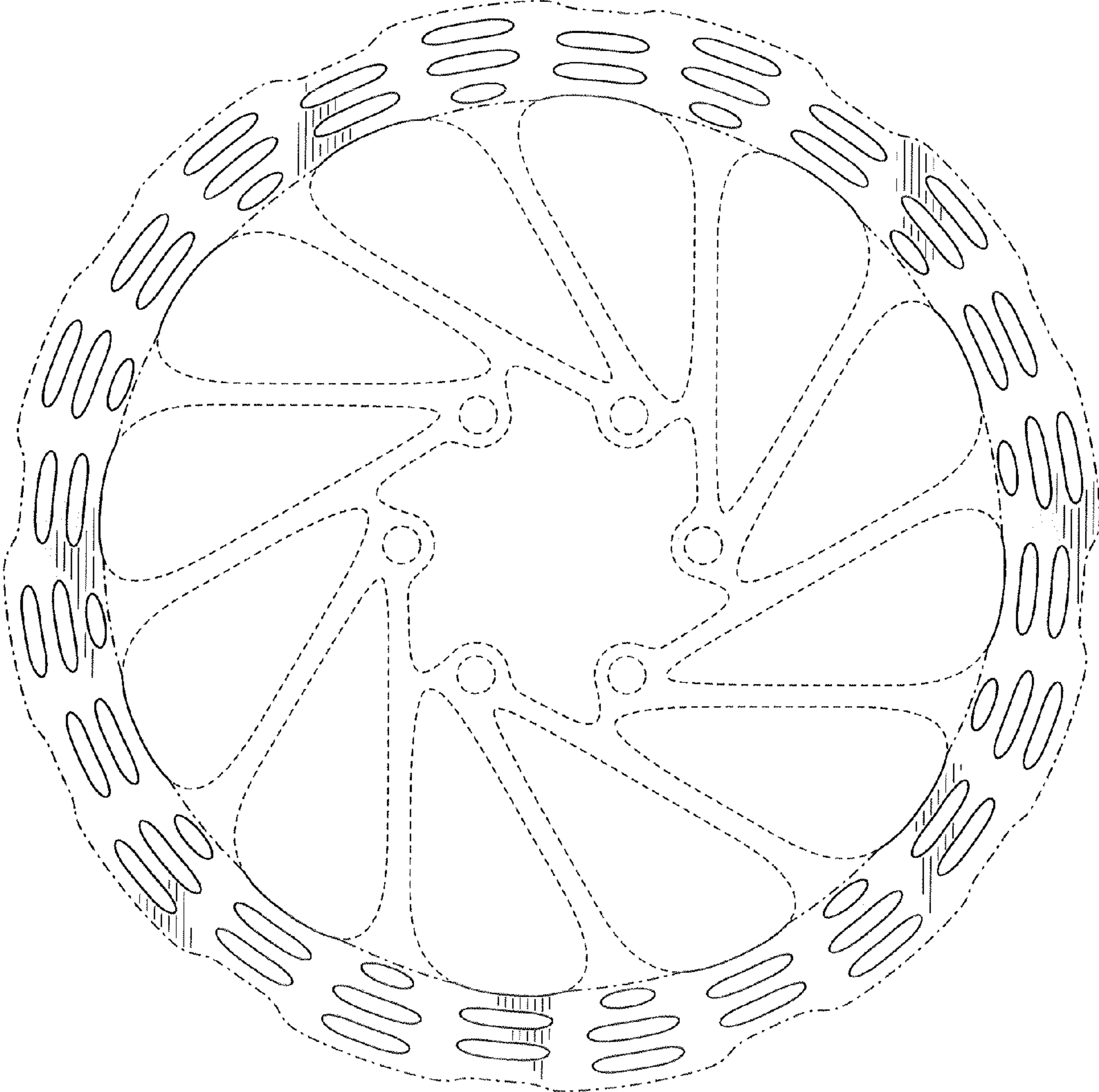


FIG. 4