



US00D749011S

(12) **United States Design Patent**  
**Gille**

(10) **Patent No.:** **US D749,011 S**

(45) **Date of Patent:** **\*\* Feb. 9, 2016**

(54) **DECORATIVE NOVELTY**

(71) Applicant: **Special Events Inc.**, Scottsdale, AZ (US)

(72) Inventor: **Mary Ann Gille**, Scottsdale, AZ (US)

(\*\*) Term: **14 Years**

(21) Appl. No.: **29/495,534**

(22) Filed: **Jul. 1, 2014**

(51) **LOC (10) Cl.** ..... **11-02**

(52) **U.S. Cl.**  
USPC ..... **D11/157**

(58) **Field of Classification Search**  
USPC ..... D11/157, 131, 158, 160, 164; D21/623,  
D21/628; 428/11, 39, 542.2, 542.4; 446/97,  
446/100, 321  
CPC ..... A63H 3/02; A63H 3/04; A63H 3/06;  
A63H 3/08; A63H 3/10; A63H 3/12; A63H  
3/16; A47G 33/08; B44C 3/12; B44C 5/00;  
B44C 5/02

See application file for complete search history.

(56) **References Cited**

**U.S. PATENT DOCUMENTS**

D201,691 S *	7/1965	Epstein et al.	.....	D21/405
D250,941 S *	1/1979	Rudy	.....	D11/158
D260,103 S *	8/1981	Appel et al.	.....	D21/483
D260,157 S *	8/1981	Appel et al.	.....	D21/483
D269,818 S *	7/1983	Ament	.....	D26/73
D276,636 S *	12/1984	Paczko	.....	D21/623
D276,637 S *	12/1984	Paczko	.....	D21/628
D277,216 S *	1/1985	Paczko	.....	D21/623
D285,545 S *	9/1986	Crouch	.....	D11/160

D291,693 S *	9/1987	Yoshiharu	.....	D14/143
D345,530 S *	3/1994	Hagey	.....	D11/158
D351,569 S *	10/1994	Chin-Sheng	.....	D11/117
D366,918 S *	2/1996	Mathers	.....	D21/718
D390,497 S *	2/1998	Twogood, Sr.	.....	D11/131
D392,916 S *	3/1998	Sutton	.....	D11/160
D431,494 S *	10/2000	Schnaithmann	.....	D11/131
D438,271 S *	2/2001	Wall	.....	D21/714
D596,984 S *	7/2009	Megna-Bentley	.....	D11/158
D617,678 S *	6/2010	Skurka	.....	D11/160
D623,985 S *	9/2010	Scott et al.	.....	D11/157
D674,317 S *	1/2013	Dubow	.....	D11/157
D715,383 S *	10/2014	Crump	.....	D21/617
D726,837 S *	4/2015	Kelly et al.	.....	D21/627

\* cited by examiner

*Primary Examiner* — John Windmuller

*Assistant Examiner* — Steven Czyz

(74) *Attorney, Agent, or Firm* — Venjuris P.C.

(57) **CLAIM**

The ornamental design for a decorative novelty, as shown and described.

**DESCRIPTION**

FIG. 1 is a perspective view of a decorative novelty;

FIG. 2 is a front view thereof;

FIG. 3 is a first side view thereof;

FIG. 4 is a rear view thereof;

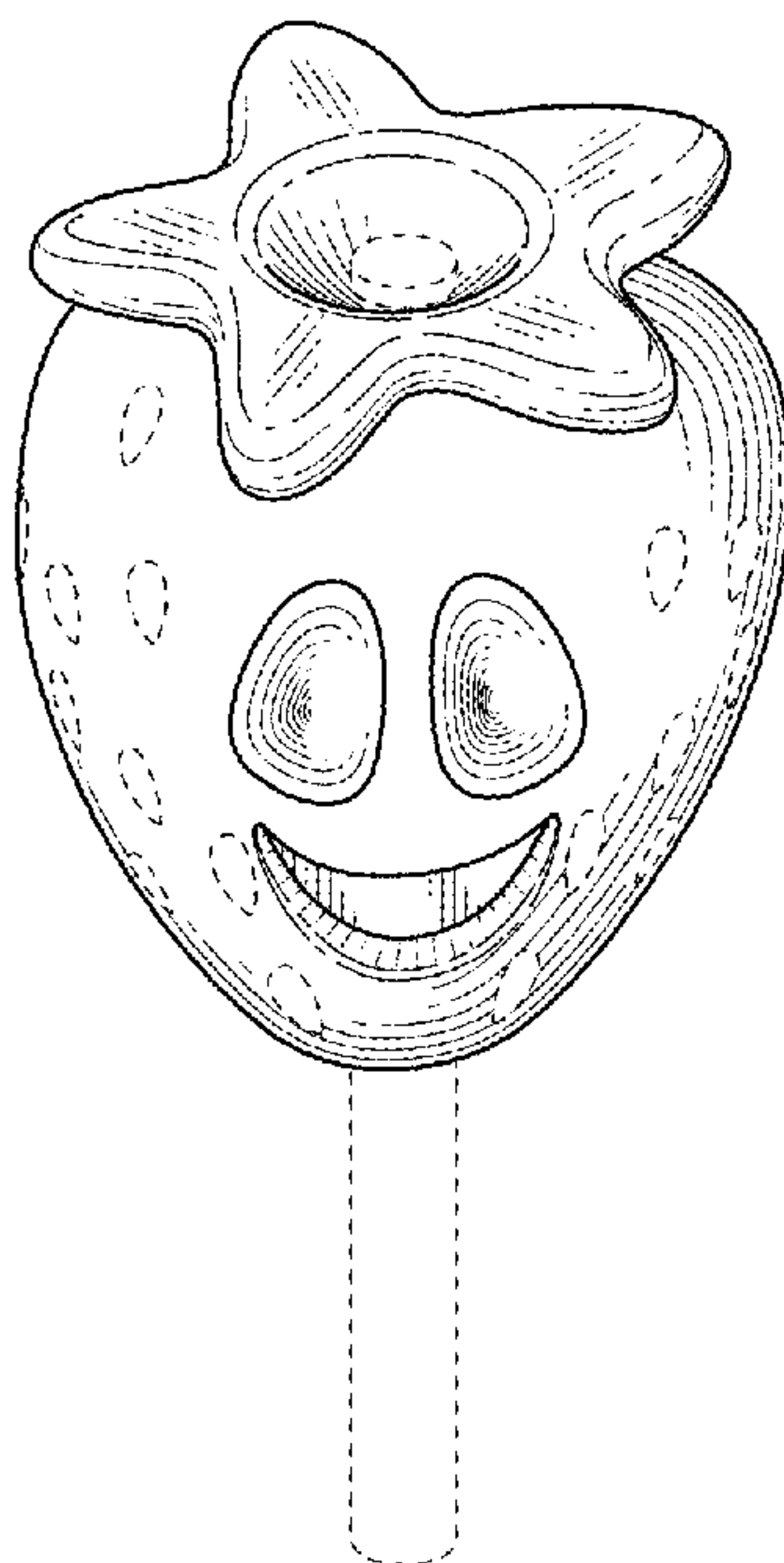
FIG. 5 is a second side view thereof;

FIG. 6 is a top view thereof; and,

FIG. 7 is a bottom view thereof.

The broken lines merely illustrate portions of the decorative novelty and forms no part of the claimed design.

**1 Claim, 2 Drawing Sheets**



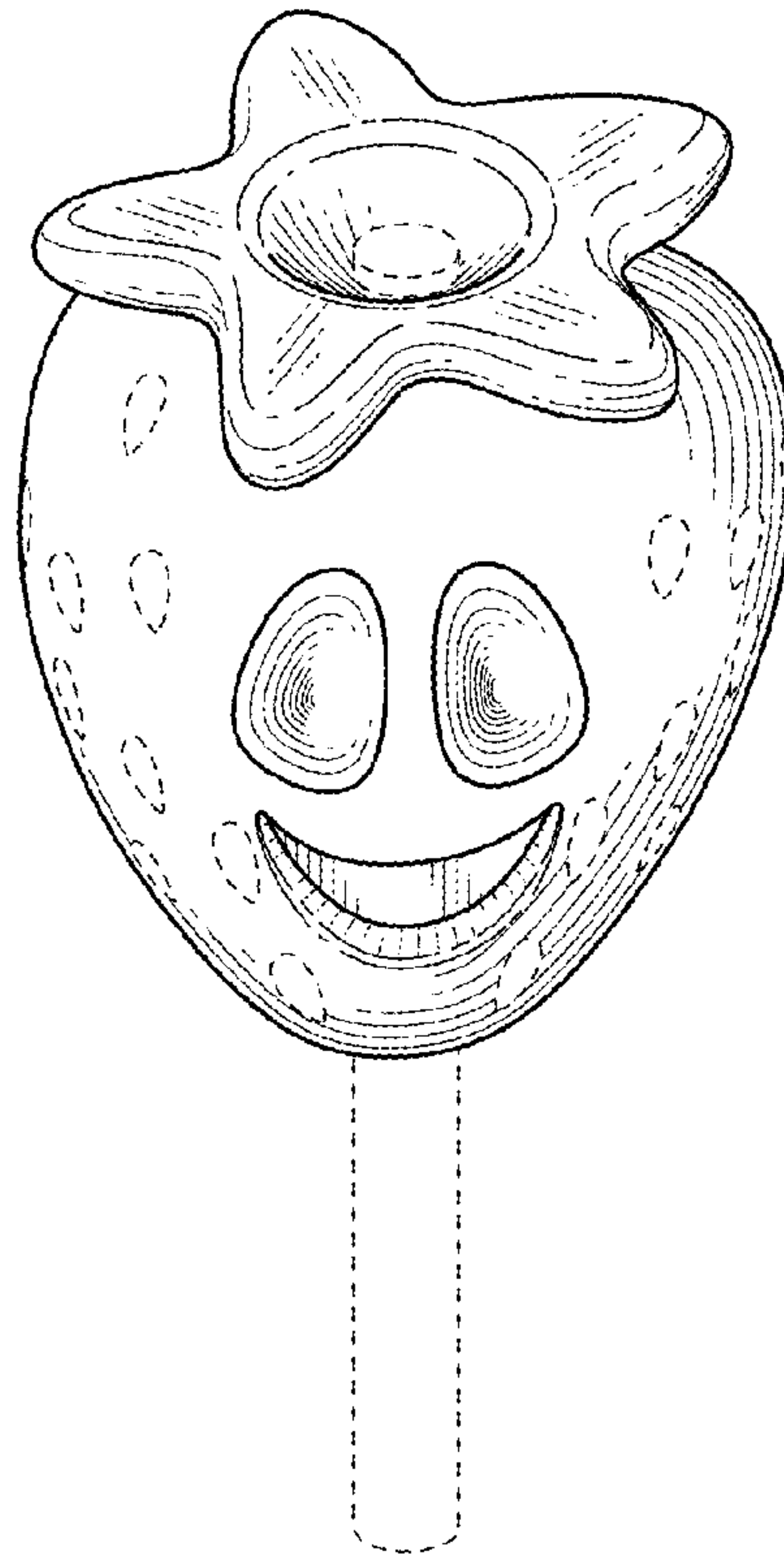


FIG. 1

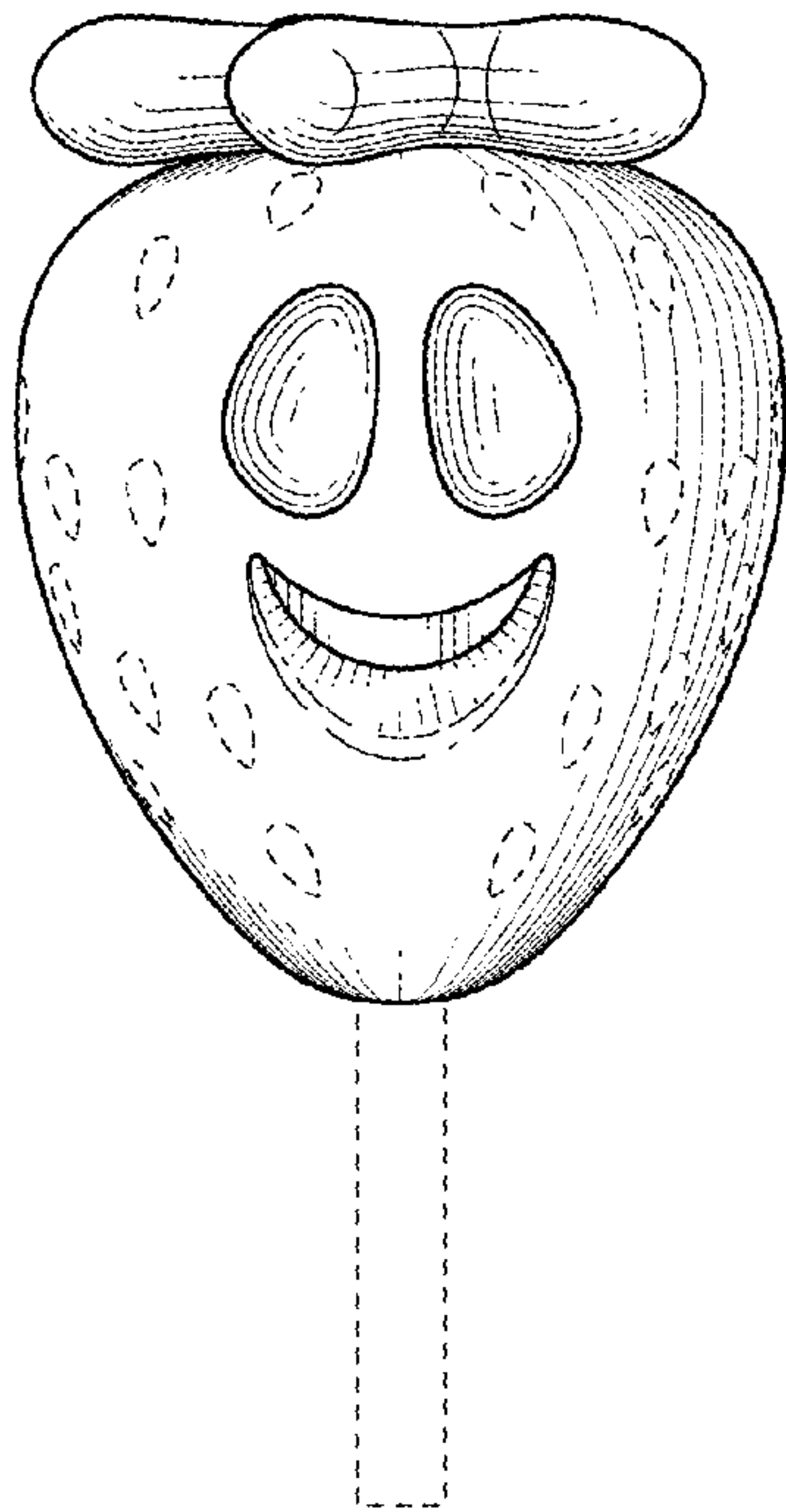


FIG. 2

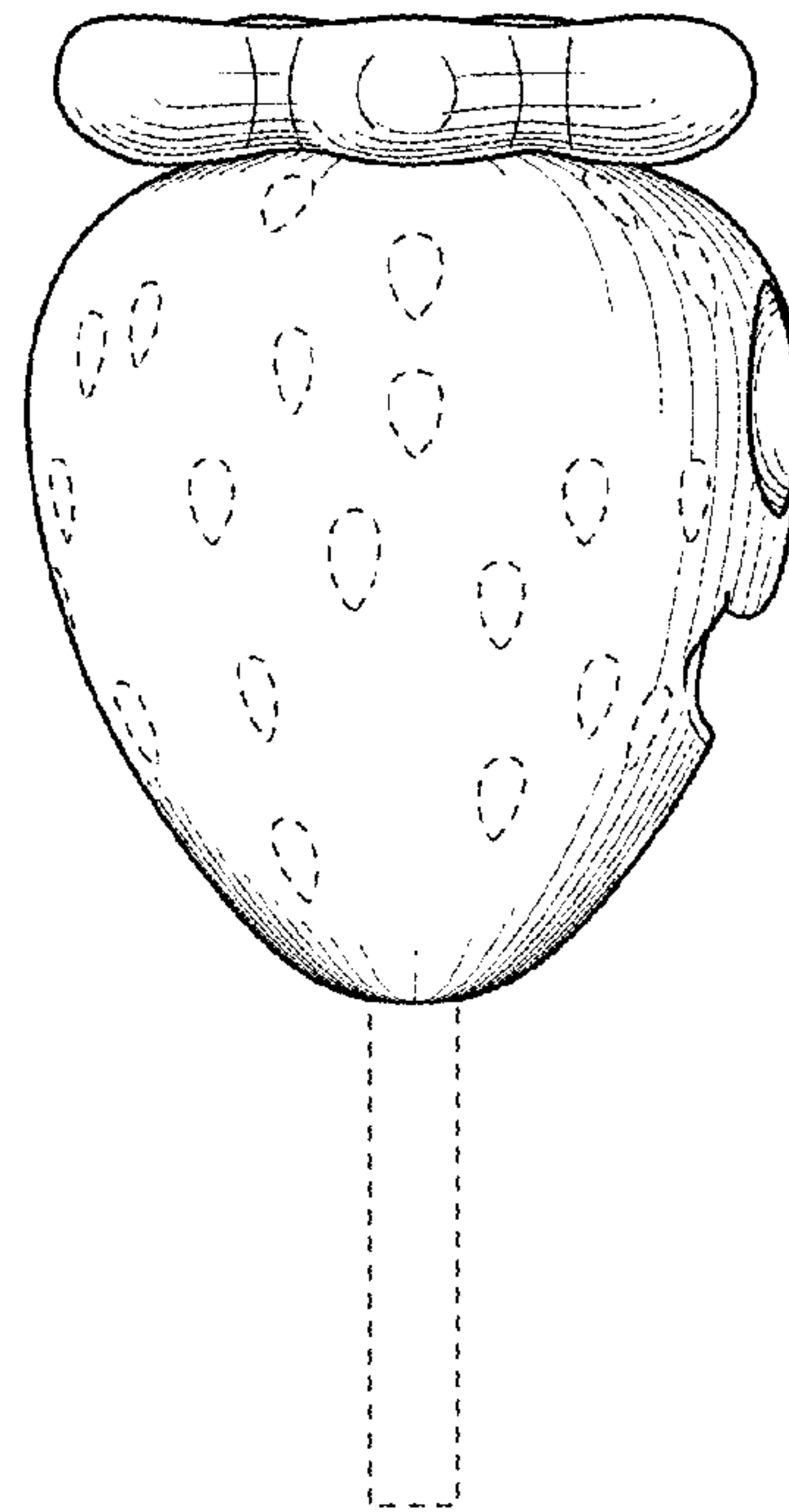


FIG. 3

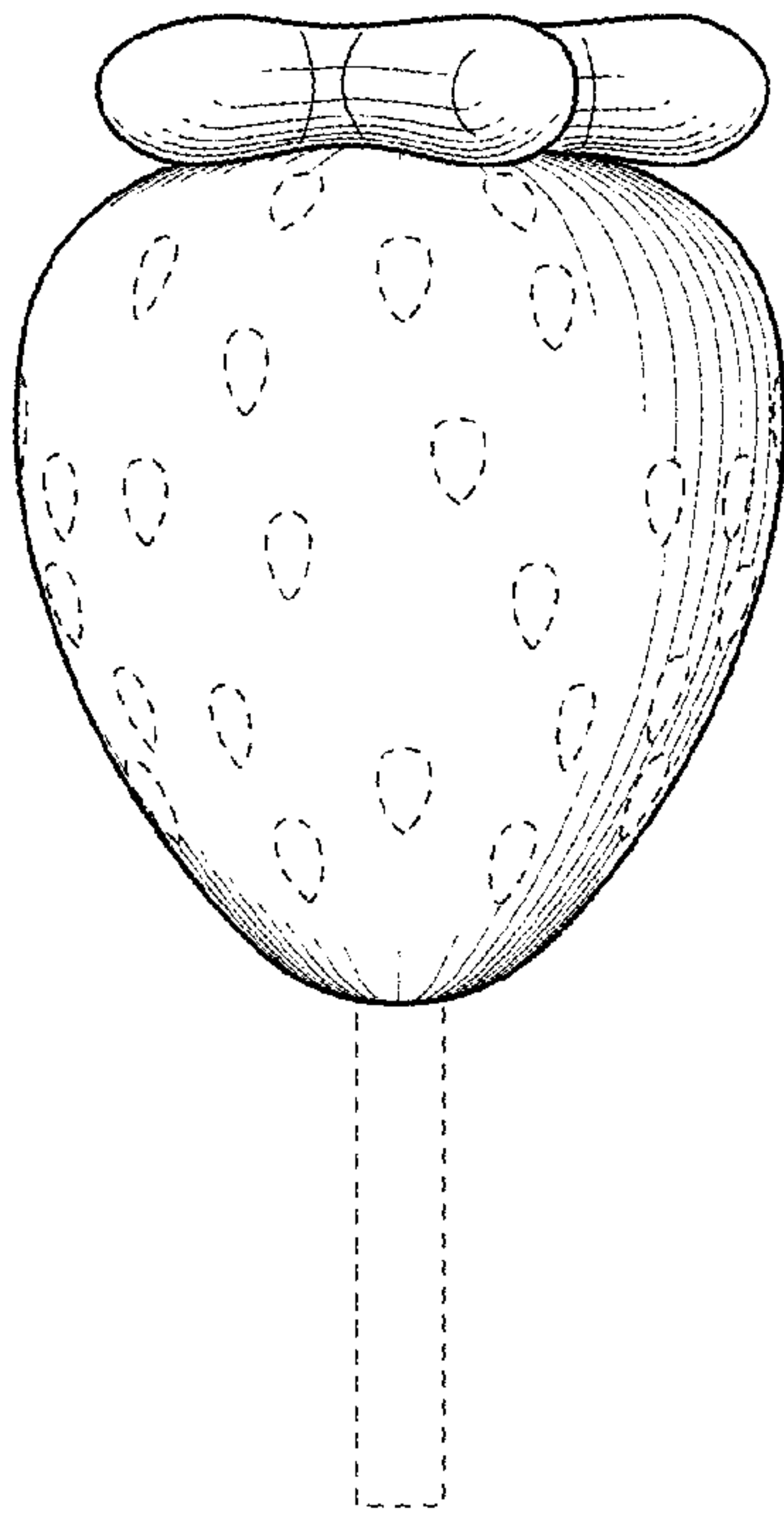


FIG. 4

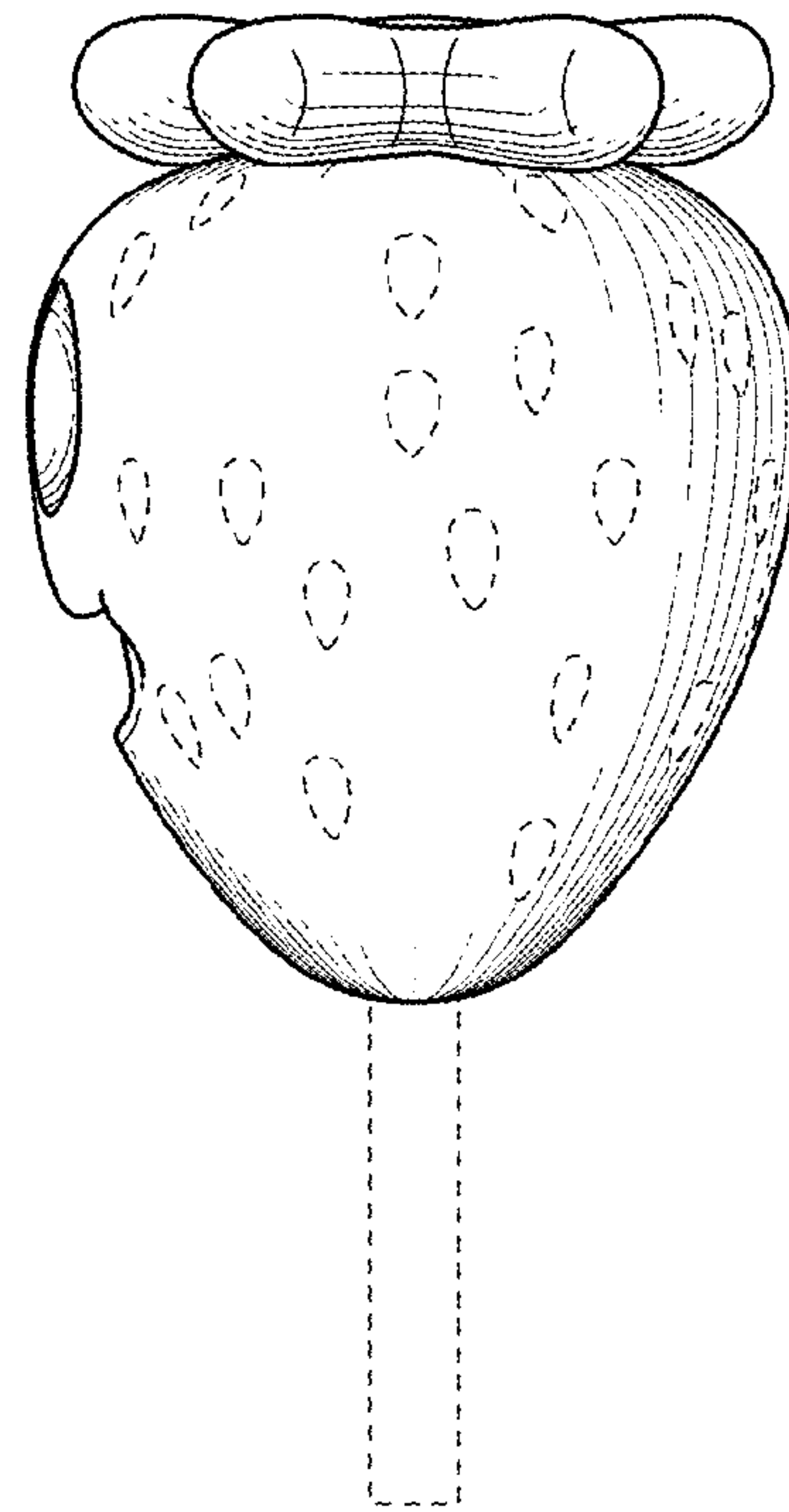


FIG. 5

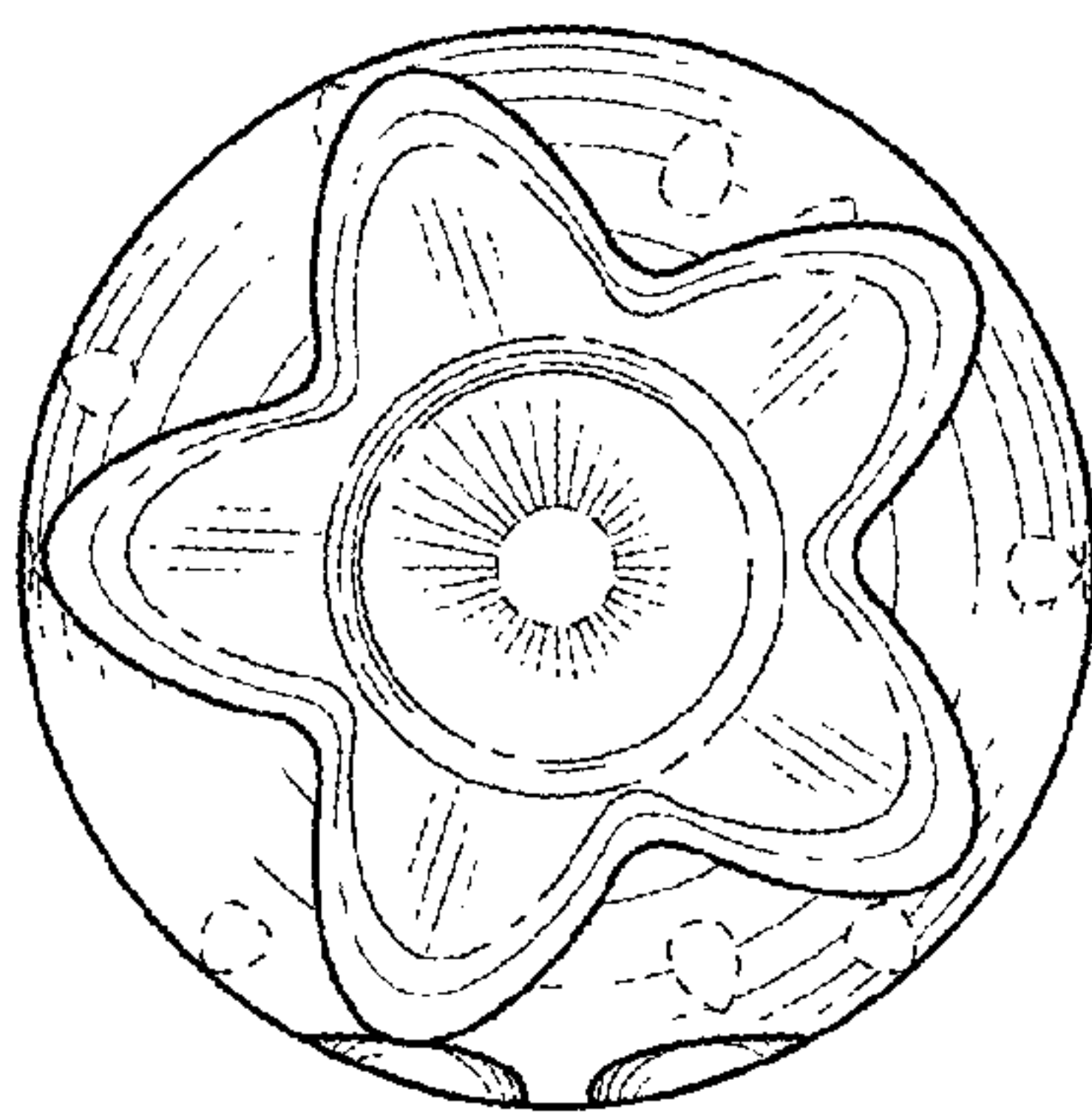


FIG. 6

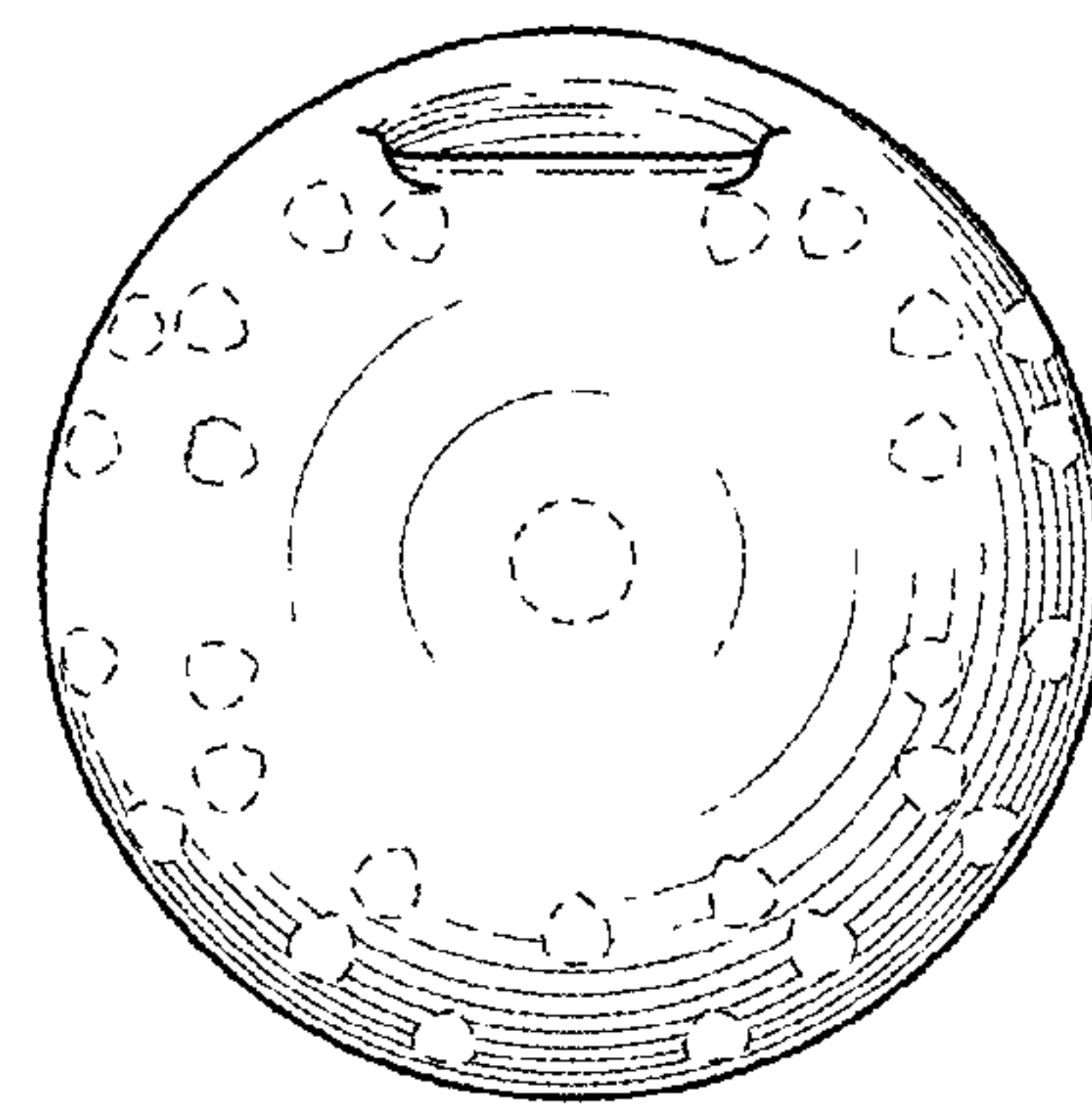


FIG. 7