



US00D749010S

(12) **United States Design Patent**
Muncey

(10) **Patent No.:** **US D749,010 S**

(45) **Date of Patent:** **** *Feb. 9, 2016**

(54) **SET OF RECONFIGURABLE FRAMES WITH IMAGE BLOCK**

6,792,709 B1 * 9/2004 Fine et al. 40/720
D554,376 S * 11/2007 Fung D6/300
D591,958 S * 5/2009 Pozin et al. D6/309

(71) Applicant: **Daryl R. Muncey**, Los Angeles, CA
(US)

* cited by examiner

(72) Inventor: **Daryl R. Muncey**, Los Angeles, CA
(US)

Primary Examiner — Eric Goodman

Assistant Examiner — Amy Wierenga

(74) *Attorney, Agent, or Firm* — QuickPatents; Kevin Prince

(*) Notice: This patent is subject to a terminal disclaimer.

(57) **CLAIM**

I claim the ornamental design for a set of reconfigurable frames with image block, as shown and described.

(**) Term: **14 Years**

DESCRIPTION

(21) Appl. No.: **29/443,290**

FIG. 1 is a perspective view of a set of reconfigurable frames with image block, showing my new design;

(22) Filed: **Jan. 15, 2013**

FIG. 2 is an enlarged top plan view of one of the frames, the other at least five frames and image block omitted for clarity of design, the bottom plan view being a mirror image thereof;

(51) **LOC (10) Cl.** **11-02**

FIG. 3 is a front elevational view of FIG. 2;

(52) **U.S. Cl.**

USPC **D11/132**

FIG. 4 is a rear elevational view of FIG. 2;

(58) **Field of Classification Search**

USPC D11/132, 133, 136, 142, 149, 157, 164;
D6/310, 312; 40/720, 729, 730, 739,
40/741, 743, 762
See application file for complete search history.

FIG. 5 is a left-side elevational view of FIG. 2, the right-side elevational view being a mirror image thereof; and,

FIG. 6 is a front elevational view of the image block, all other sides being identical thereto, the frames omitted for clarity of design.

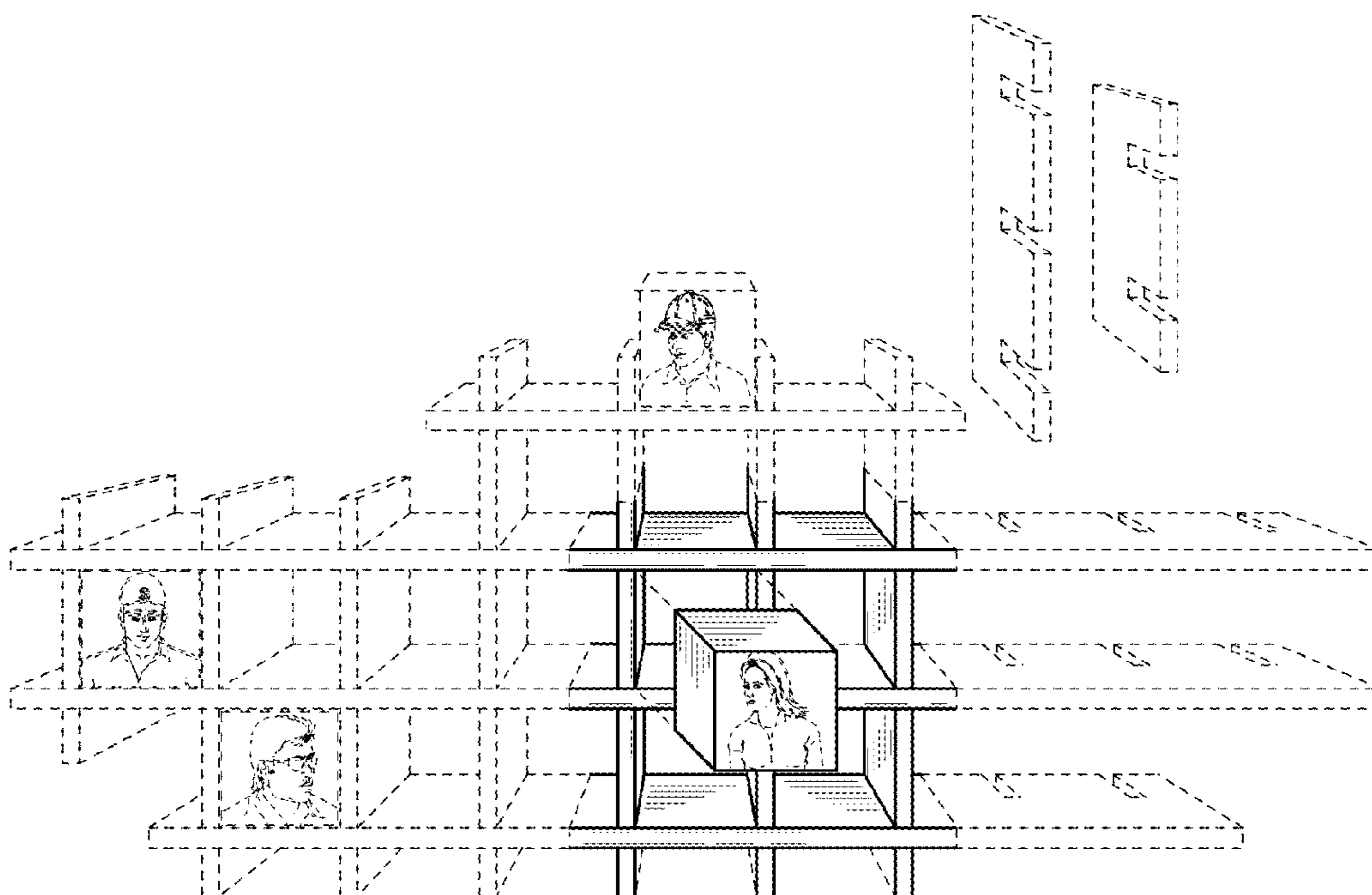
(56) **References Cited**

U.S. PATENT DOCUMENTS

2,499,535 A * 3/1950 Spreen 40/729
4,385,459 A * 5/1983 McGrath et al. 40/730
5,588,240 A * 12/1996 Zilliox 40/729
6,385,886 B1 * 5/2002 Chepikian 40/729

The broken lines showing additional frames and image blocks in FIG. 1 and an image on the front face of the block in FIGS. 1 and 6 depict environmental matter and form no part of the claimed design. The end portions of the frame of FIGS. 2-4 depict the frame having no particular length and form no part of the claimed design.

1 Claim, 2 Drawing Sheets



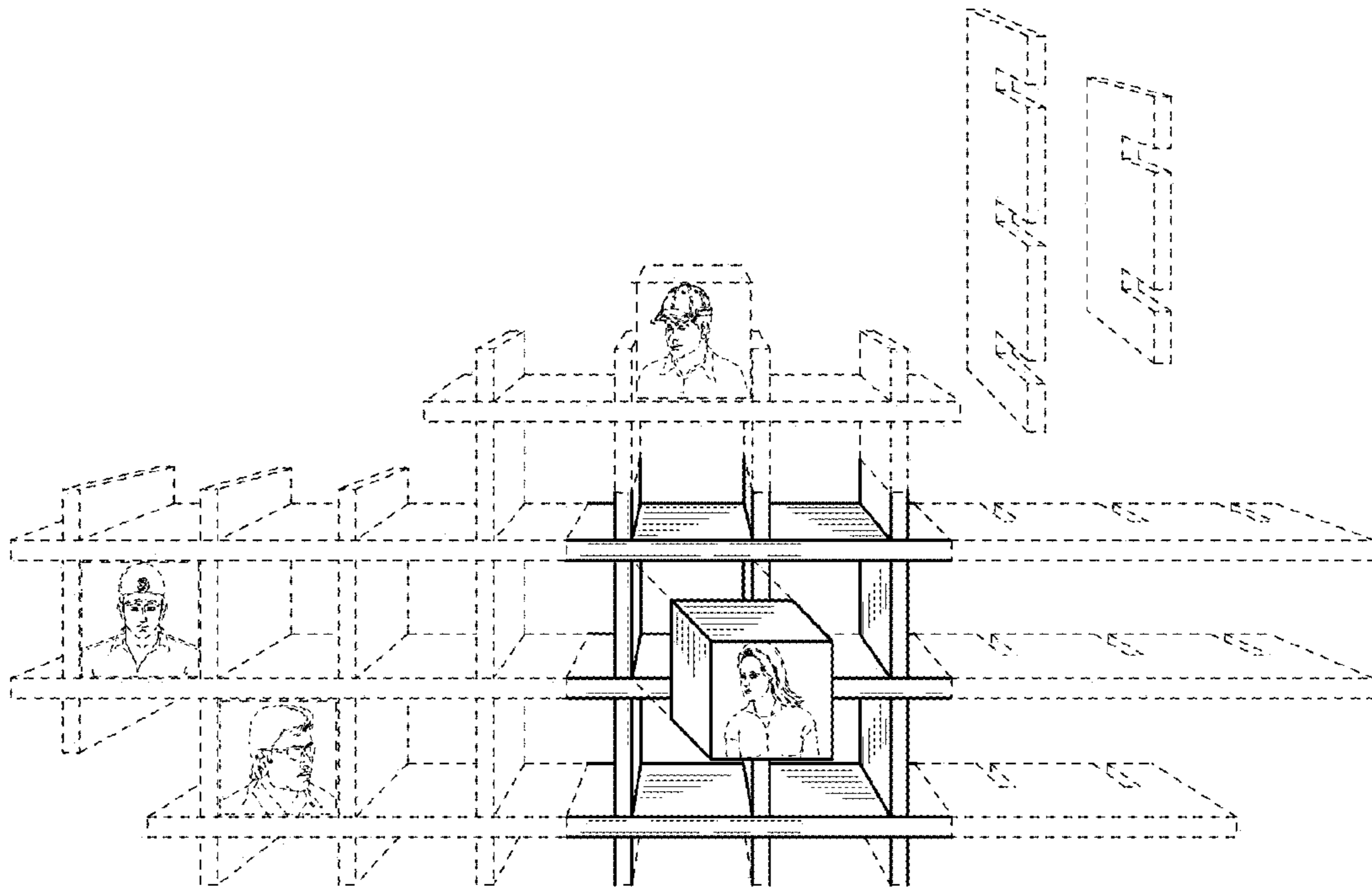


FIG. 1

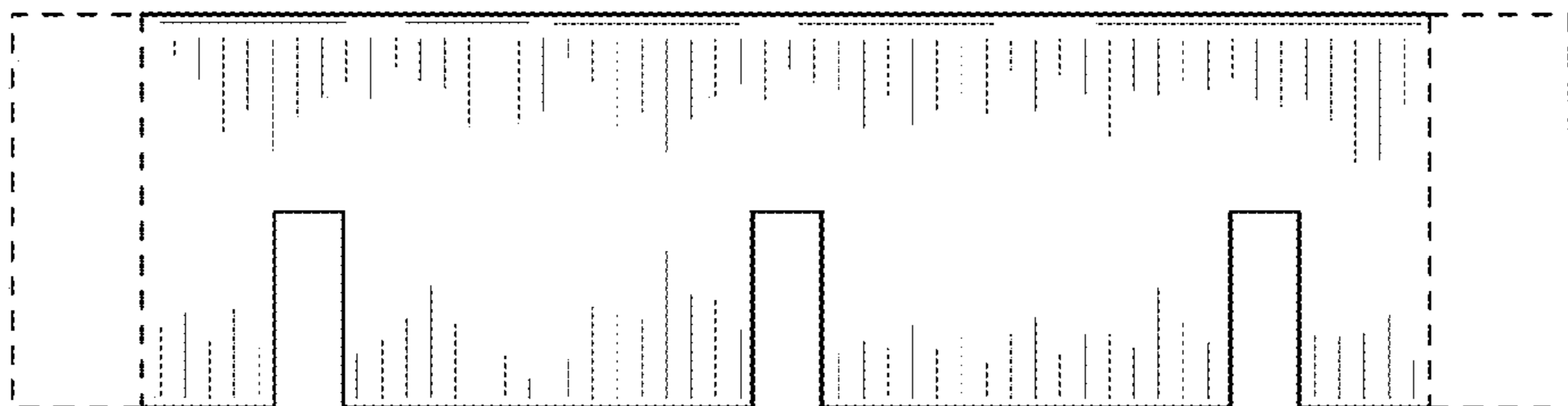


FIG. 2



FIG. 3



FIG. 4



FIG. 5




FIG. 6