

US00D749007S

(12) **United States Design Patent**
Shigematsu et al.

(10) **Patent No.:** **US D749,007 S**
(45) **Date of Patent:** **** Feb. 9, 2016**

(54) **SIGNAL INDICATOR LAMP**
(71) Applicant: **Patlite Corporation**, Osaka-shi, Osaka (JP)
(72) Inventors: **Daisuke Shigematsu**, Osaka (JP); **Keiko Uemura**, Osaka (JP)
(73) Assignee: **PATLITE CORPORATION**, Osaka (JP)

5,044,250 A * 9/1991 Beyer 84/422.4
D361,290 S * 8/1995 Fawthrop D10/105
D365,036 S * 12/1995 Jones D10/109.1
5,735,310 A * 4/1998 Hipshire 256/66
D407,659 S * 4/1999 Utrera D10/109.1
D411,124 S * 6/1999 Karlin D10/114.1
D418,770 S * 1/2000 Ragan D10/114.1
D439,603 S * 3/2001 Laird D17/99
D549,388 S * 8/2007 Lehman et al. D26/139

(Continued)

(**) Term: **14 Years**
(21) Appl. No.: **29/485,086**
(22) Filed: **Mar. 14, 2014**

OTHER PUBLICATIONS

Red Yellow Green LED Industrial Signal Tower Stack Indicator Light, image post date Feb. 6, 2015, site visited Jun. 3, 2015, (online), <<http://www.aliexpress.com/item/Red-Yellow-Green-LED-Industrial-Signal-Tower-Stack-Indicator-Light-AC-220V/2024595734.html>>.*

(Continued)

(30) **Foreign Application Priority Data**
Oct. 7, 2013 (JP) 2013-23505
(51) **LOC (10) Cl.** **10-06**
(52) **U.S. Cl.**
USPC **D10/114.6**
(58) **Field of Classification Search**
USPC D26/9, 10, 12, 13, 15, 16, 24, 51, 61, D26/72, 76, 80, 81, 85, 86, 88, 90, 113, 118, D26/119, 120, 122, 128, 129, 138, 143, D26/144; D13/180; D10/18, 21, 24, 25, 27, D10/28, 46, 93, 104, 106, 113, 114, 116.1, D10/121; D17/99
CPC B60Q 1/04; B60Q 1/26; F21S 8/026; F21S 8/04; F21V 29/004; F21V 21/02; F21V 21/04; F21V 29/2212; F21Y 2101/02
See application file for complete search history.

Primary Examiner — Kevin Rudzinski
Assistant Examiner — Sean D Lough
(74) *Attorney, Agent, or Firm* — DLA Piper LLP (US)

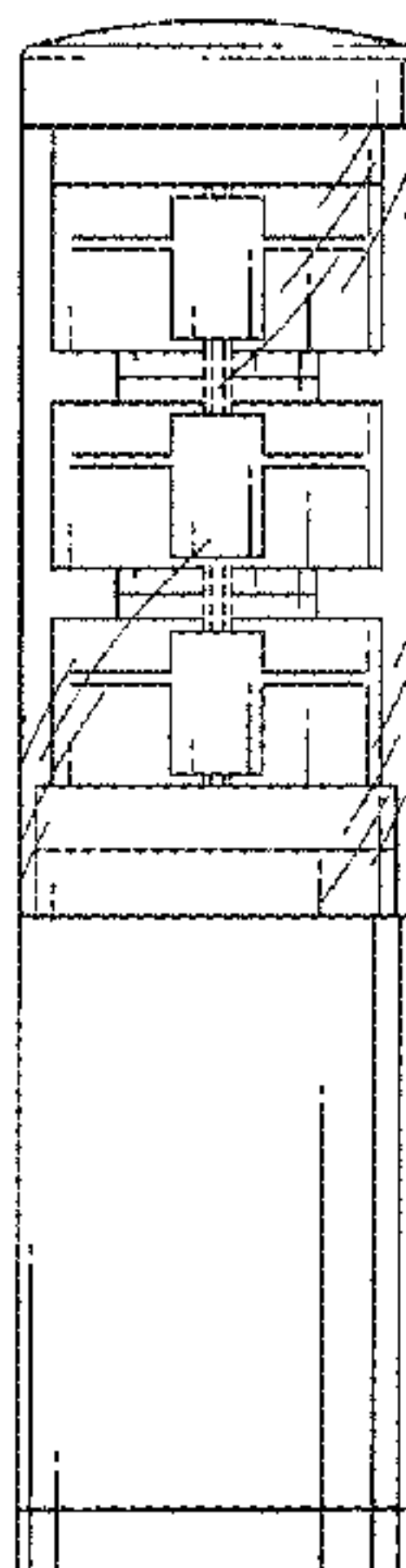
(57) **CLAIM**
The ornamental design for a signal indicator lamp, as shown and described.

DESCRIPTION

FIG. 1 is a front elevation view of a signal indicator lamp showing our new design;
FIG. 2 is a right side elevation view thereof, a left side elevation view being a mirror image of the right side elevation view;
FIG. 3 is a rear elevation view thereof;
FIG. 4 is top plan view thereof; and,
FIG. 5 is a bottom plan view thereof.
The broken lines (where present) in the drawings illustrate portions of the signal indicator lamp that form no part of the claimed design.

(56) **References Cited**
U.S. PATENT DOCUMENTS
D252,075 S * 6/1979 Cory et al. D10/113.2
D266,996 S * 11/1982 Beeson et al. D10/106.6
D281,866 S * 12/1985 Abel D10/106.1

1 Claim, 1 Drawing Sheet



(56)

References Cited

U.S. PATENT DOCUMENTS

D569,445 S * 5/2008 Weiler D21/406
 D580,477 S * 11/2008 Sikra et al. D17/22
 D600,372 S * 9/2009 Chan et al. D26/3
 D622,327 S * 8/2010 Roos et al. D21/398
 D635,800 S * 4/2011 Rodgers et al. D6/681.2
 7,946,729 B2 * 5/2011 Ivey et al. 362/254
 D641,775 S * 7/2011 Cobb D17/99
 D644,769 S * 9/2011 Ng D26/26
 D649,124 S * 11/2011 Jacoby et al. D13/168
 D650,742 S * 12/2011 Hosler D13/133
 D650,832 S * 12/2011 Wiese et al. D17/22
 D651,109 S * 12/2011 Kuwano D10/114.1
 D651,110 S * 12/2011 Kuwano D10/114.1
 D655,254 S * 3/2012 Jacoby et al. D13/168
 D662,150 S * 6/2012 Sanges D21/398
 D673,475 S * 1/2013 Di Giovine D10/114.2
 D673,476 S * 1/2013 Clore D10/114.6

D675,368 S * 1/2013 Leonard D26/118
 D675,773 S * 2/2013 Blum et al. D26/120
 D681,263 S * 4/2013 Van Eekeren et al. D26/122
 D682,722 S * 5/2013 Yu D10/114.2
 D684,079 S * 6/2013 Clore D10/114.6
 D701,644 S * 3/2014 Myers et al. D26/155
 8,674,626 B2 * 3/2014 Siemiet et al. 315/308
 D701,854 S * 4/2014 Katsumata et al. D14/223
 D710,532 S * 8/2014 Fletcher et al. D26/118
 D710,534 S * 8/2014 Fletcher et al. D26/118
 D711,575 S * 8/2014 Ton D26/49
 D712,292 S * 9/2014 Yang et al. D10/106.1

OTHER PUBLICATIONS

LED signal Tower light warning lamp LTA207-3, image post date 2010, site visited Jun. 3, 2015, (online), <<http://www.aliexpress.com/item/LED-signal-Tower-light-warning-lamp-LTA207-3-without-buzzer-Flashing-red-yellow-green-bule-white/987876144.html>>.*

* cited by examiner

FIG. 1

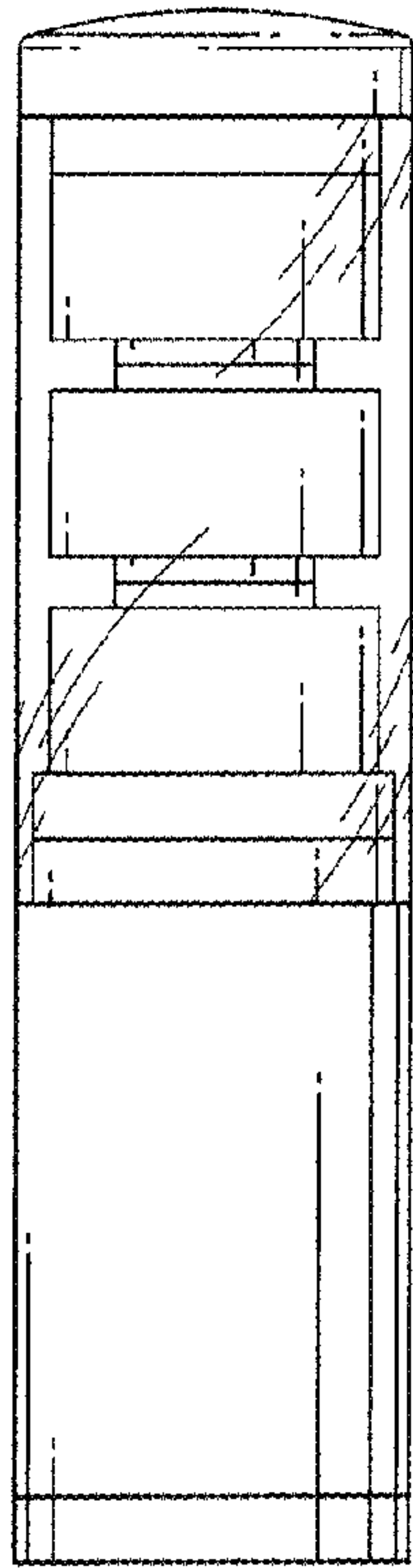


FIG. 3

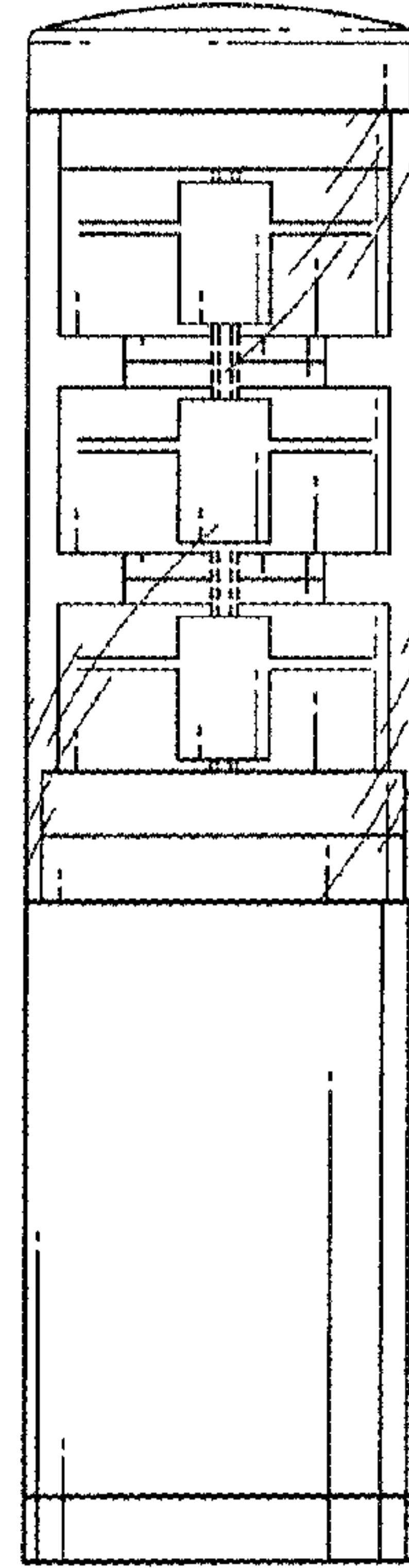


FIG. 2

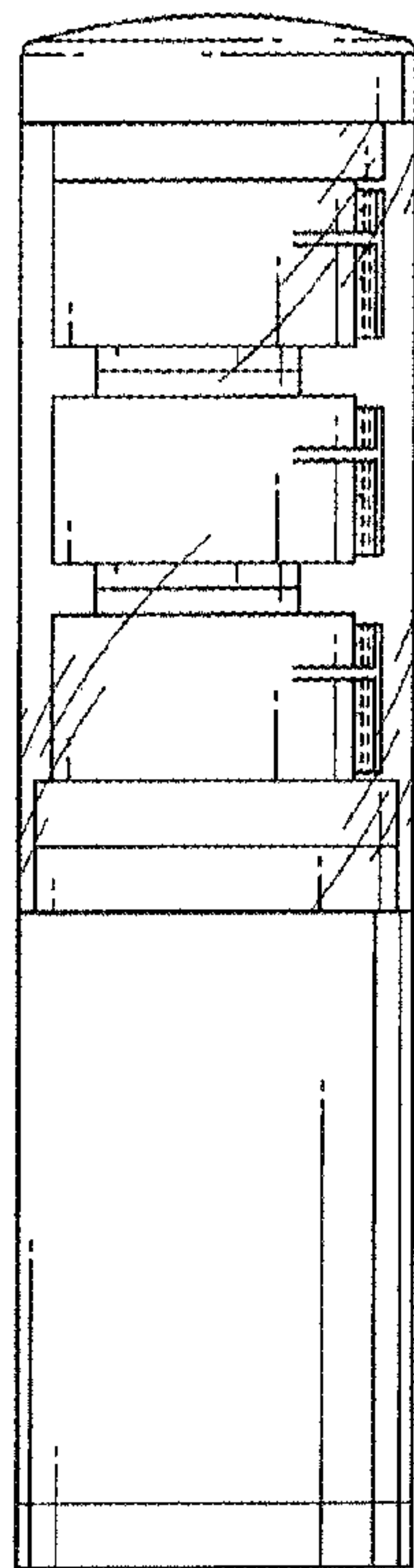


FIG. 4

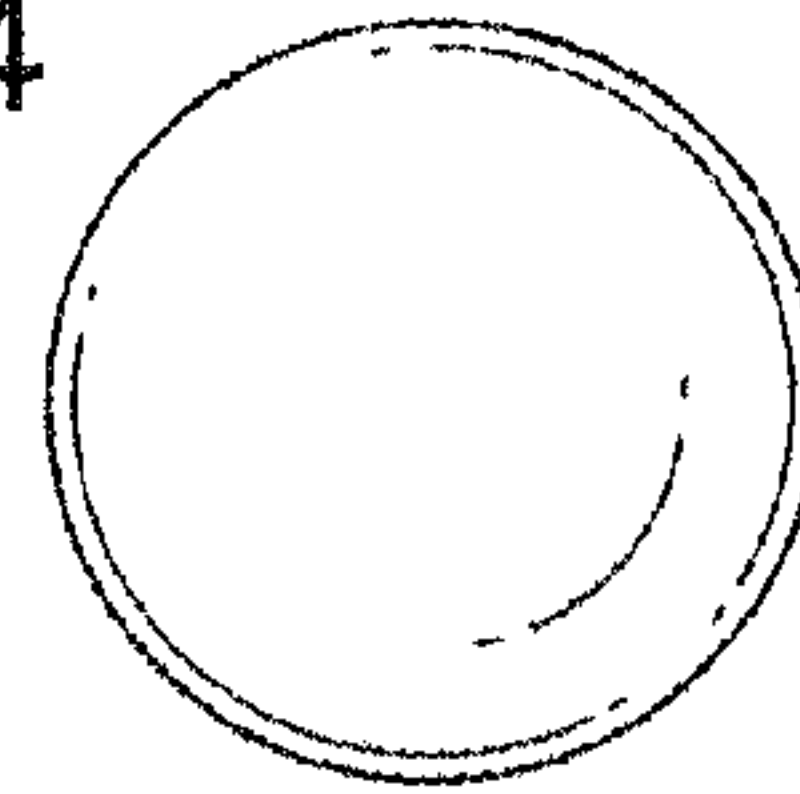


FIG. 5

