



US00D748985S

(12) **United States Design Patent**
Chauza

(10) **Patent No.:** **US D748,985 S**
(45) **Date of Patent:** **** Feb. 9, 2016**

- (54) **FUEL CONTAINER**
- (71) Applicant: **Roger N. Chauza**, Tool, TX (US)
- (72) Inventor: **Roger N. Chauza**, Tool, TX (US)
- (**) Term: **14 Years**
- (21) Appl. No.: **29/474,956**
- (22) Filed: **Mar. 31, 2015**

Related U.S. Application Data

- (62) Division of application No. 29/463,310, filed on Oct. 8, 2013, now Pat. No. Des. 725,475.
- (51) **LOC (10) Cl.** **09-01**
- (52) **U.S. Cl.**
USPC **D9/516**; D23/211.1
- (58) **Field of Classification Search**
USPC D9/516, 523-524, 528, 568, 572-575;
D23/211.1, 202; 215/379, 381-384;
220/660, 669, 675
CPC B65D 1/00; B65D 23/00; B65D 23/003;
B65D 25/00; B65D 2501/00; B65D 1/02;
B65D 1/0223; B65D 81/00; B65D 2501/0009;
B65D 2501/0081
See application file for complete search history.

(56) **References Cited**

U.S. PATENT DOCUMENTS

- D210,569 S 3/1968 Kelly
- D251,772 S 5/1979 Ernst et al.
- D256,776 S 9/1980 Monnet
- D269,948 S 8/1983 Janssen
- D284,885 S * 7/1986 Nakamura D23/225
- D296,420 S 6/1988 Frahm et al.
- D301,689 S 6/1989 Fick et al.
- D305,504 S * 1/1990 Fischer D9/520
- D308,632 S 6/1990 Fick
- D308,633 S 6/1990 Irvine
- D309,080 S 7/1990 Buchholz

- D332,224 S 1/1993 Lynd et al.
- D368,275 S * 3/1996 Sakurai D18/56
- D373,172 S * 8/1996 Anderson D23/225
- D382,061 S 8/1997 Mathis et al.
- D387,995 S 12/1997 Hoyt
- D395,204 S 6/1998 Wood
- D417,233 S 11/1999 Sabonis
- D434,328 S 11/2000 Chrisco et al.
- D451,394 S * 12/2001 Studer D9/521
- D471,109 S 3/2003 Beaver
- D506,584 S 6/2005 Whittaker
- D517,415 S 3/2006 Murphy
- D559,677 S 1/2008 Laib
- D647,167 S 10/2011 Arrigoni et al.
- D647,168 S 10/2011 Lerner et al.

(Continued)

OTHER PUBLICATIONS

Chaparral Motorsports, VP Racing, Internet Wesite, Feb. 3, 2012.

Primary Examiner — Dana L Meyrow

(74) *Attorney, Agent, or Firm* — Rober N. Chauza, PC

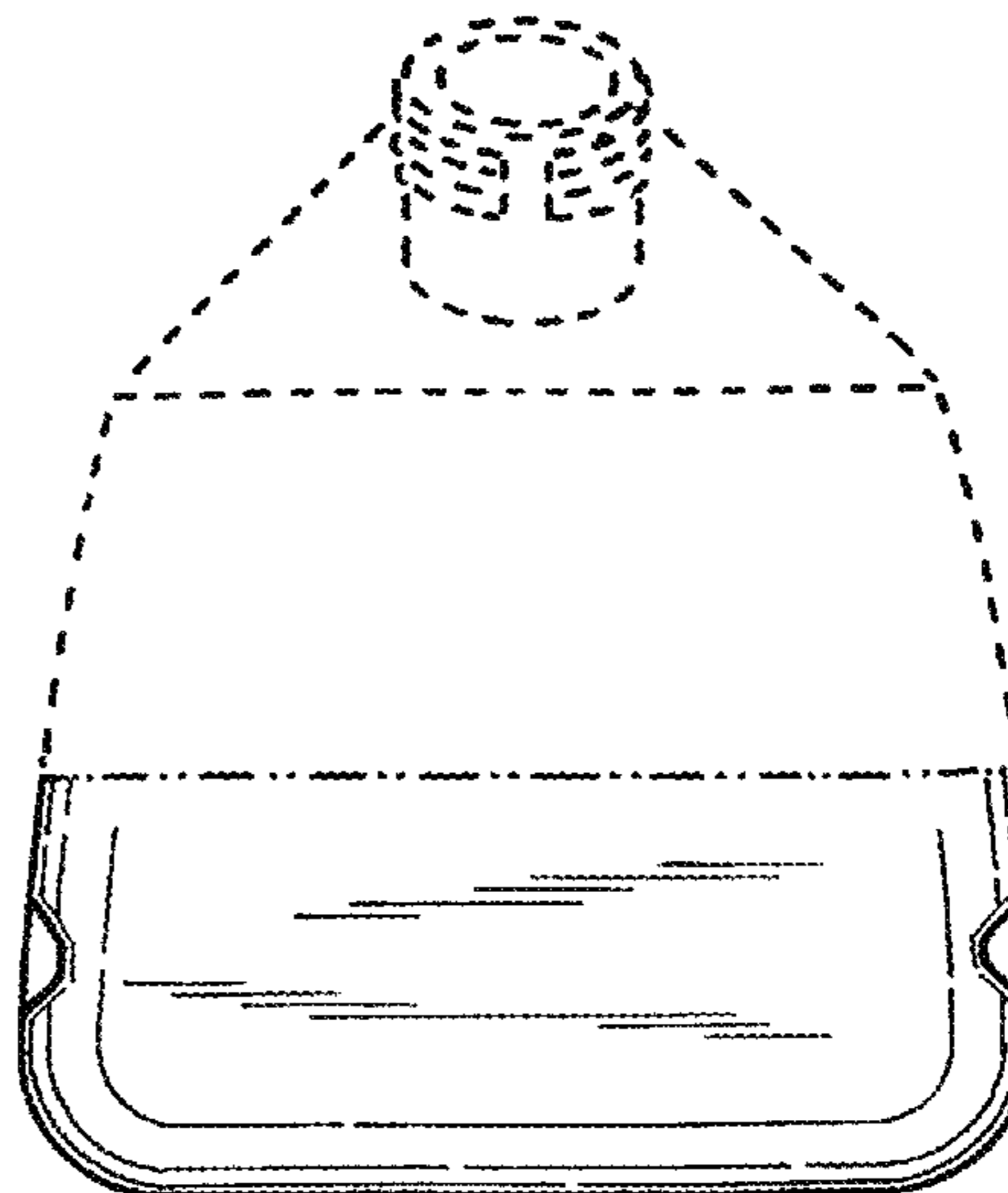

(57) **CLAIM**

The ornamental design for a fuel container, substantially as shown and described.

DESCRIPTION

FIG. 1 is a perspective view of the fuel container according to the present invention;
 FIG. 2 is a top plan view thereof, shown at an enlarged scale;
 FIG. 3 is a front elevational view thereof;
 FIG. 4 is a left side elevational view thereof, the opposite side being a mirror image thereof;
 FIG. 5 a rear elevational view thereof; and,
 FIG. 6 is a bottom plan view thereof.
 The evenly dashed broken lines in the drawings illustrate the portions of the design that form no part of the claim. The dot-dot-dash broken lines in the drawings define the bounds of the claim and form no part thereof

1 Claim, 3 Drawing Sheets



US D748,985 S

Page 2

(56)

References Cited

U.S. PATENT DOCUMENTS

D650,884 S * 12/2011 Theiss D23/202
D652,479 S * 1/2012 Theiss D23/202

D701,814 S 4/2014 Merchant et al.
D725,475 S * 3/2015 Chauza D9/516
D729,900 S * 5/2015 Hooper D23/211.1

* cited by examiner




FIG. 1

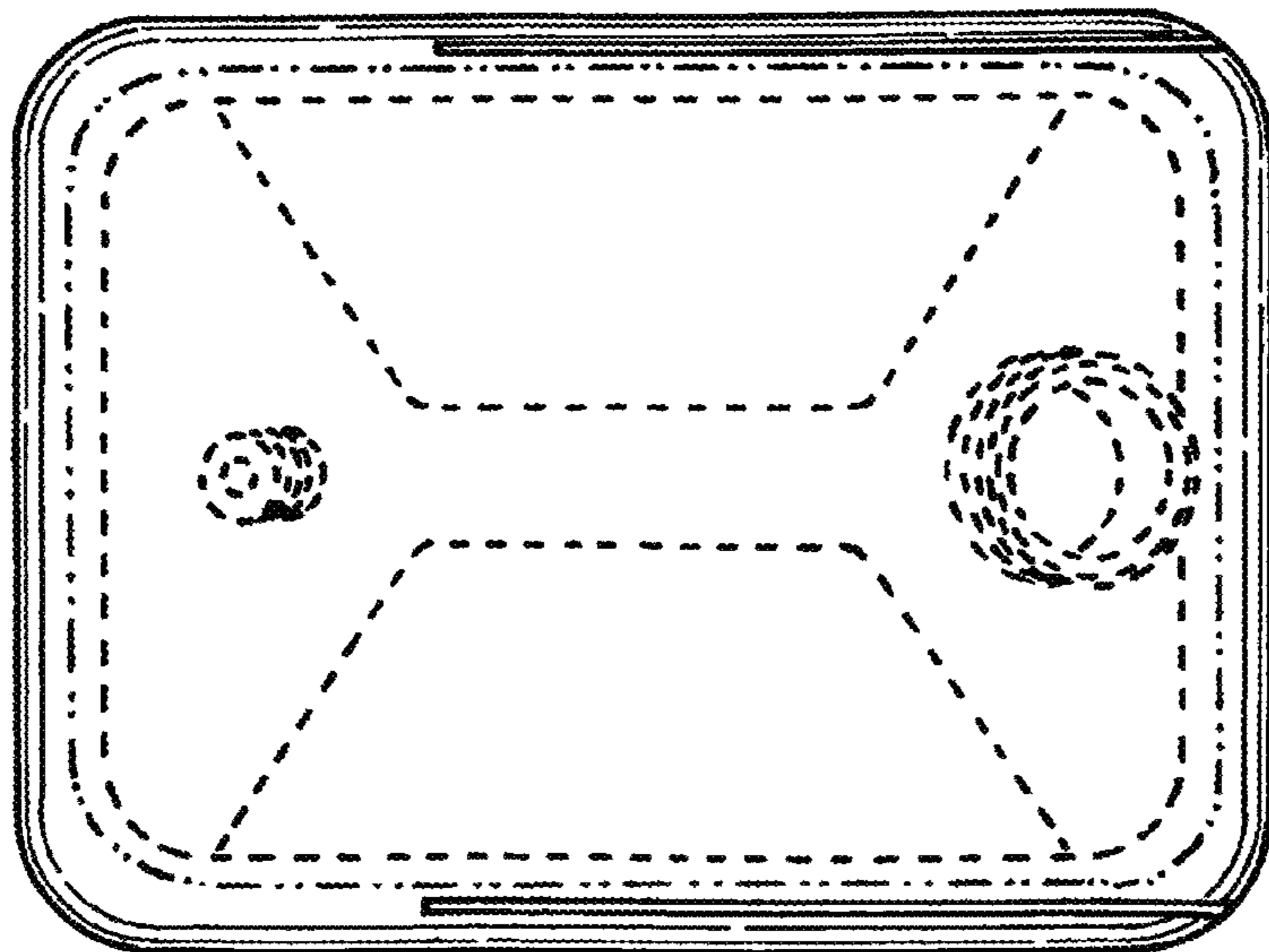


FIG. 2

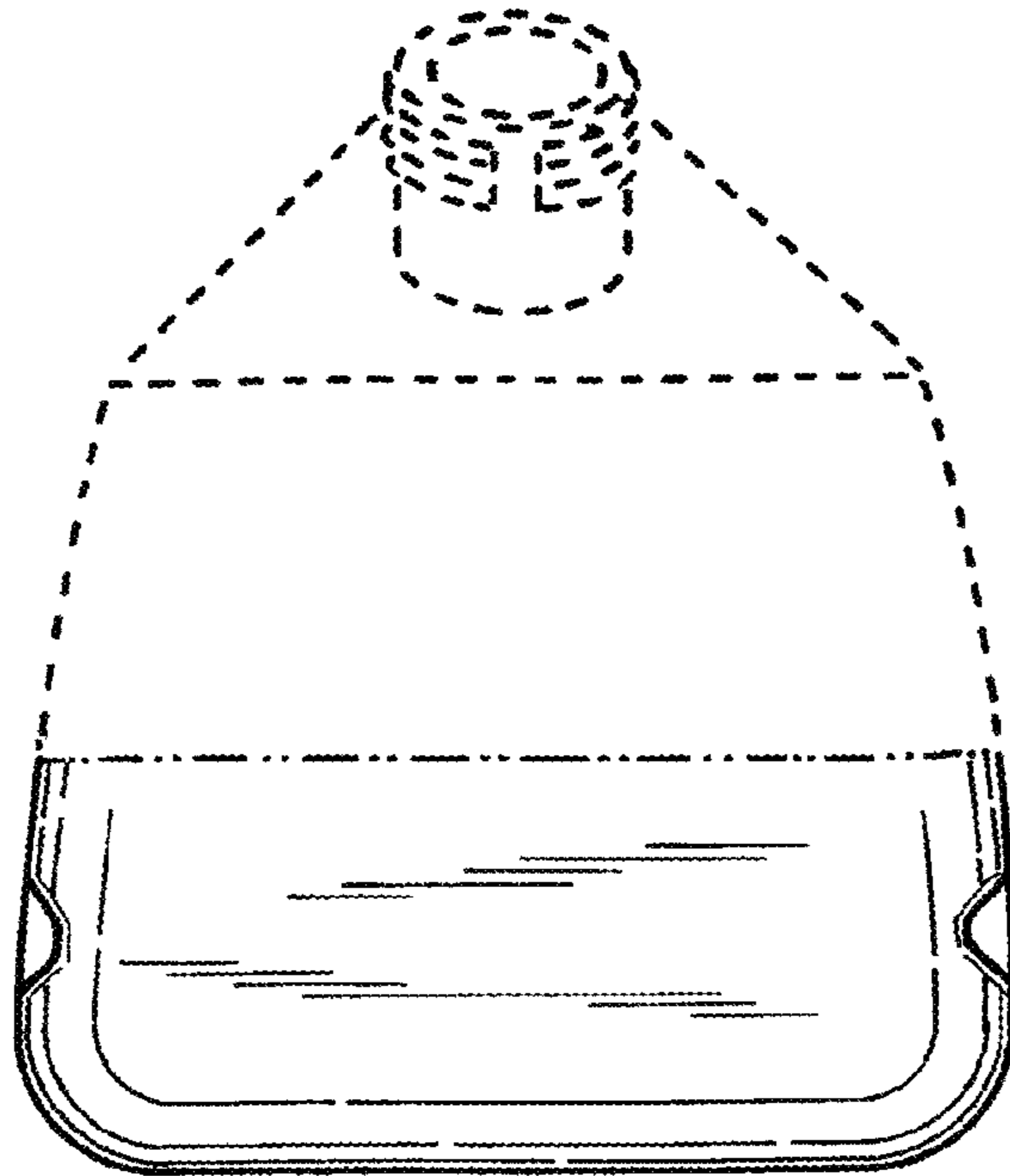


FIG.3

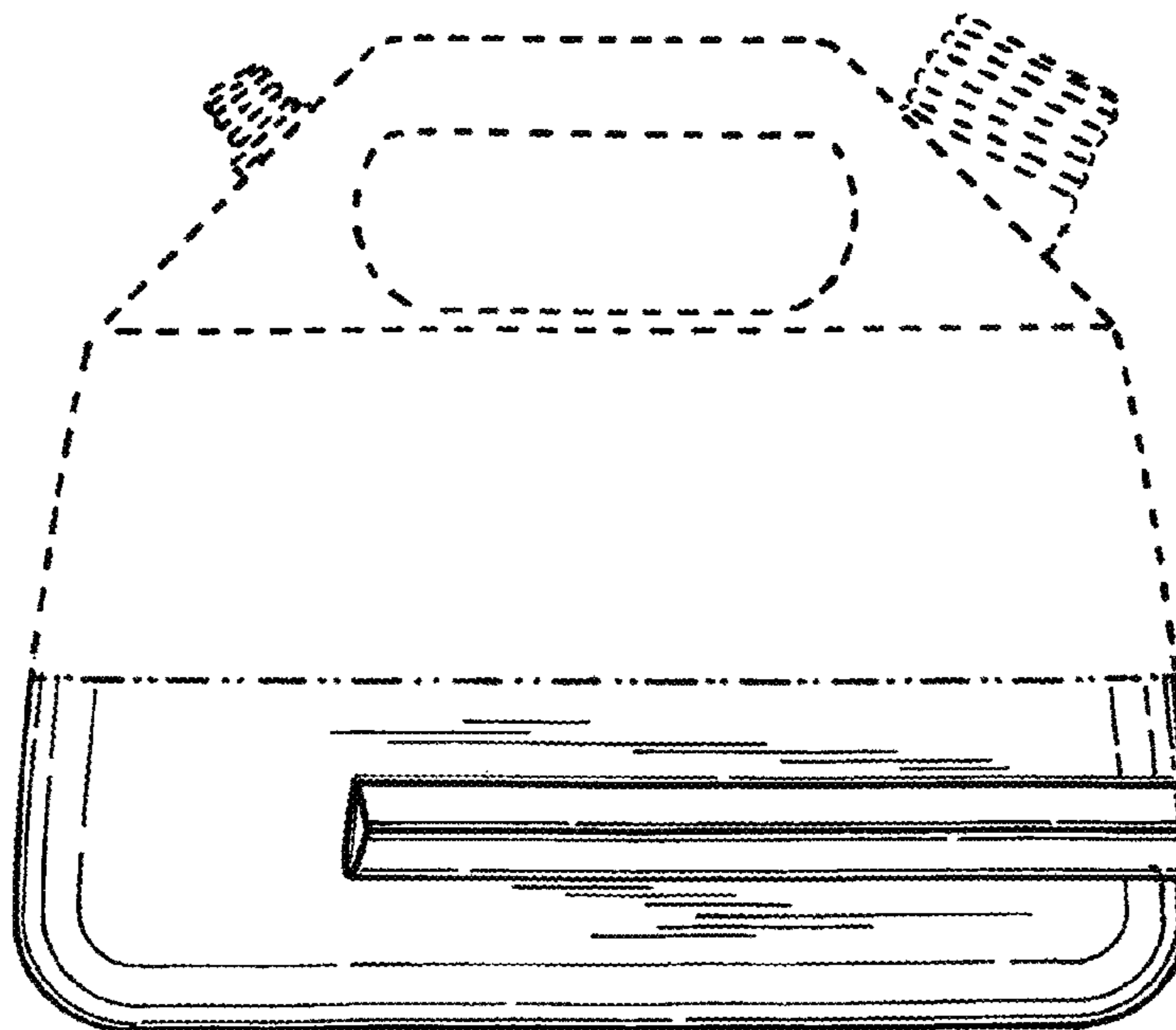


FIG.4

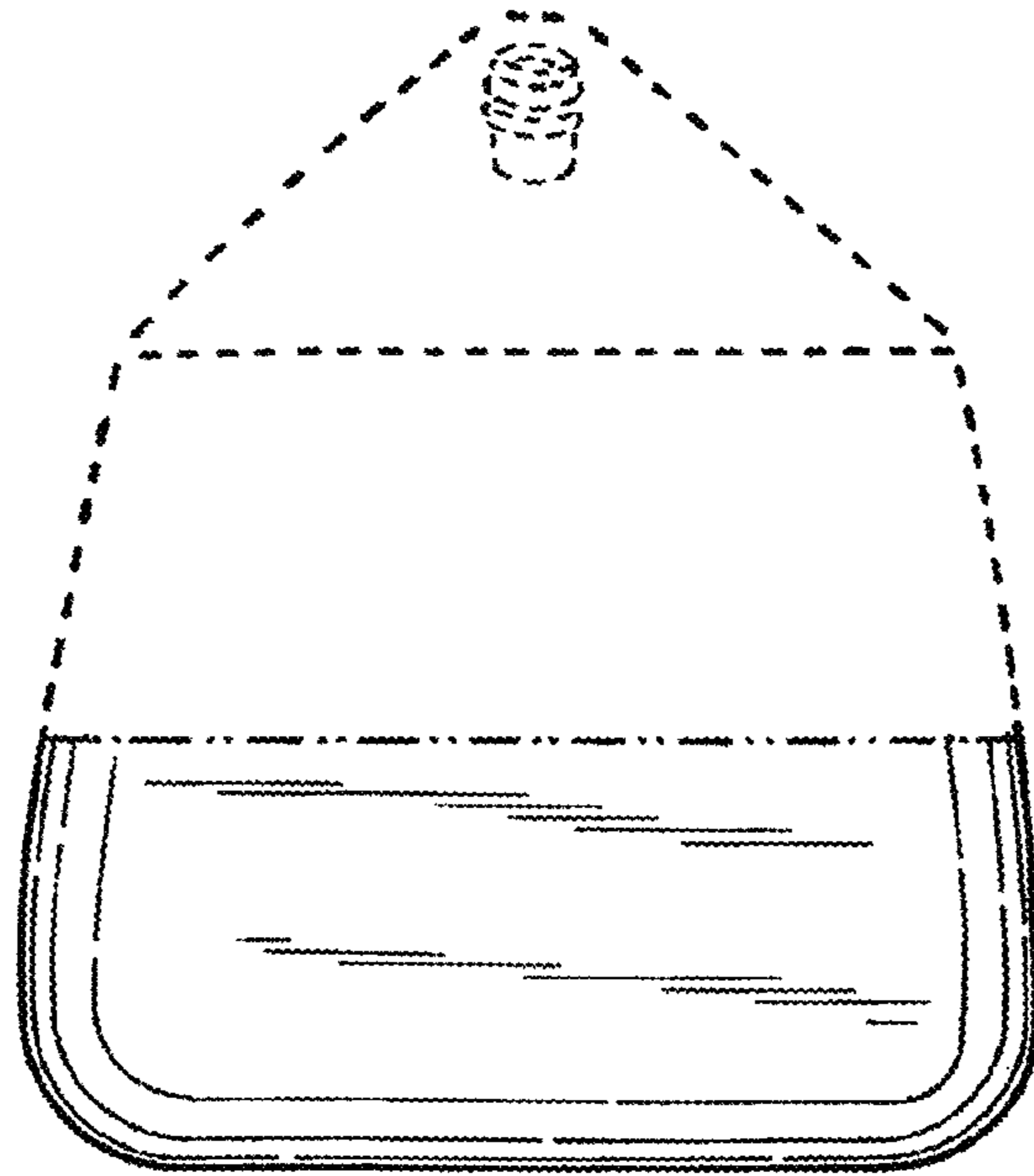


FIG. 5




FIG. 6