



US00D748983S

(12) **United States Design Patent**  
**Orasche**

(10) **Patent No.:** **US D748,983 S**

(45) **Date of Patent:** **\*\* Feb. 9, 2016**

(54) **CLOSURE FOR A CONTAINER**

(71) Applicant: **Aptar Freyung GmbH**, Freyung (DE)

(72) Inventor: **Magdalena Orasche**, Freyung (DE)

(73) Assignee: **Aptar Freyung GmbH**, Freyung (DE)

(\*\*) Term: **14 Years**

(21) Appl. No.: **29/502,447**

(22) Filed: **Sep. 16, 2014**

(30) **Foreign Application Priority Data**

Mar. 17, 2014 (EM) ..... 001405997

(51) **LOC (10) Cl.** ..... **09-07**

(52) **U.S. Cl.**  
USPC ..... **D9/449**

(58) **Field of Classification Search**  
USPC ..... D9/434-436, 438, 443-450, 452-454,  
D9/499; D7/387, 392, 393, 396.2, 510,  
D7/511; D3/202, 294, 318; 215/28, 41,  
215/201, 216, 224, 230, 235, 237, 243, 249,  
215/256, 306, 316, 317, 396; 220/252,  
220/254.1, 254.2-254.4, 258.2, 263, 367.1,  
220/375, 711, 724, 730, 731, 837, 847;  
222/109, 153.1, 153.11, 153.14, 464.1,  
222/498, 546, 547, 562, 565, 566, 570, 621  
CPC ..... A61J 1/1412; B65D 1/02; B65D 1/323;  
B65D 25/40; B65D 41/56; B65D 41/62;  
B65D 47/06; B65D 47/08

See application file for complete search history.

(56) **References Cited**

U.S. PATENT DOCUMENTS

1,443,833	A *	1/1923	Blank .....	B65F 1/1607 220/254.2
2,209,062	A *	7/1940	Lusher .....	B65D 47/268 222/512
D343,267	S *	1/1994	Craft .....	D34/10
D414,117	S *	9/1999	Mikla .....	D9/529
D492,597	S *	7/2004	Norris .....	D9/442
D526,603	S *	8/2006	Gates, II .....	D12/162
D530,202	S *	10/2006	Herald .....	D9/447
D532,313	S *	11/2006	Stolle .....	D9/542
D598,753	S *	8/2009	Schwartz .....	D9/435
D605,513	S *	12/2009	Weber .....	D9/449
D684,239	S *	6/2013	Bonner .....	D23/211.1
D684,742	S *	6/2013	Wolford .....	D34/4
D723,375	S *	3/2015	Brune .....	D9/449

\* cited by examiner

*Primary Examiner* — Karen S Acker

*Assistant Examiner* — Wendy Arminio

(74) *Attorney, Agent, or Firm* — Wood, Phillips, Katz, Clark & Mortimer

(57) **CLAIM**

The ornamental design for a closure for a container, as shown and described.

**DESCRIPTION**

FIG. 1 is a top, front and right side isometric view of a closure for a container shown in a closed position;  
FIG. 2 is a top, rear and right side isometric view thereof rotated about 90° from the view shown in FIG. 1;  
FIG. 3 is a top plan view thereof;  
FIG. 4 is a front elevational view thereof;  
FIG. 5 is a rear elevational view thereof; and,  
FIG. 6 is a right side elevational view thereof, the left side elevational view thereof being a mirror image.  
The bottom view forms no part for the claimed design.  
The broken lines in FIGS. 2, 3, 5 and 6 depict portions of the closure for a container that form no part of the claimed design.

**1 Claim, 3 Drawing Sheets**

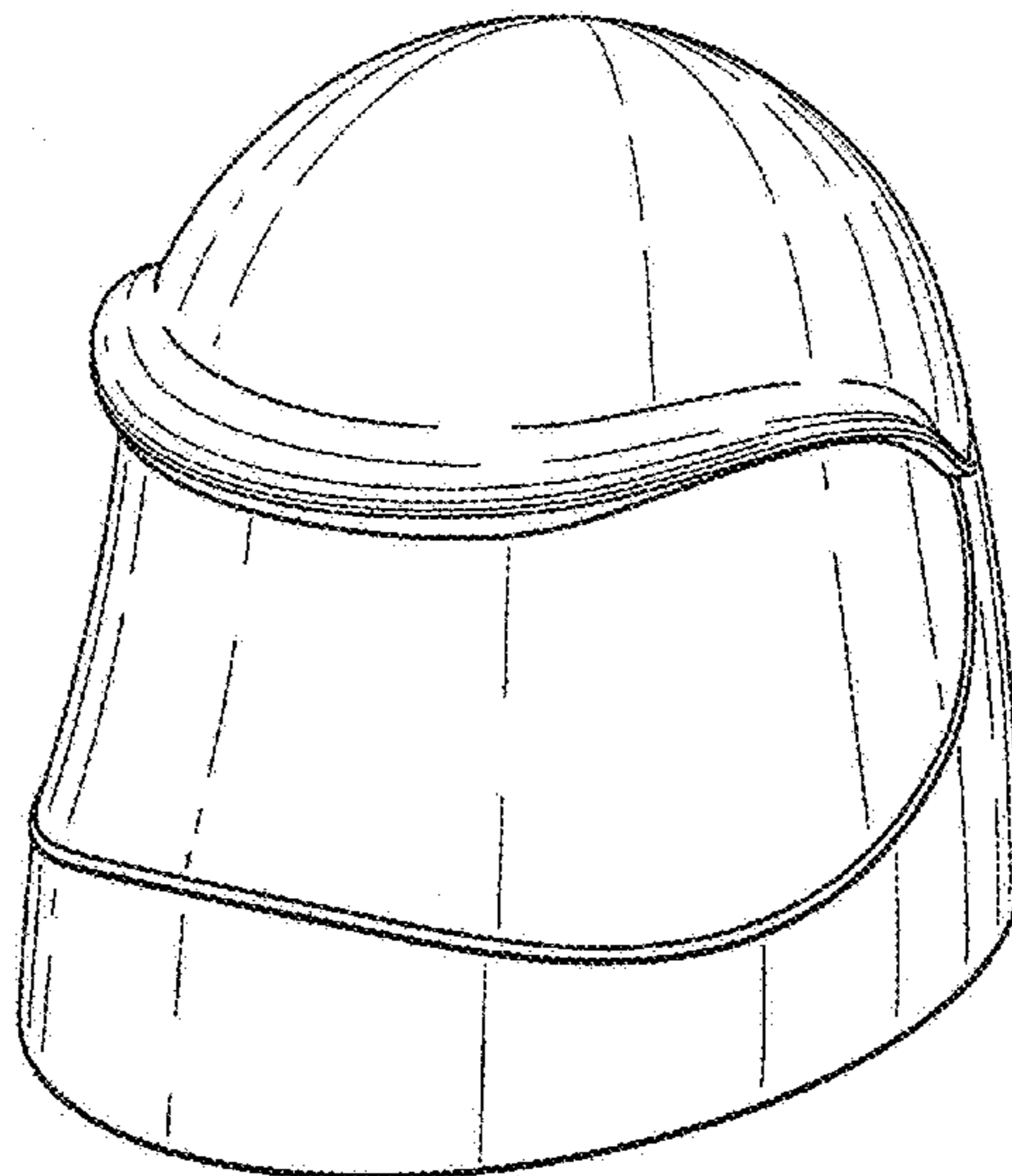


Fig. 1

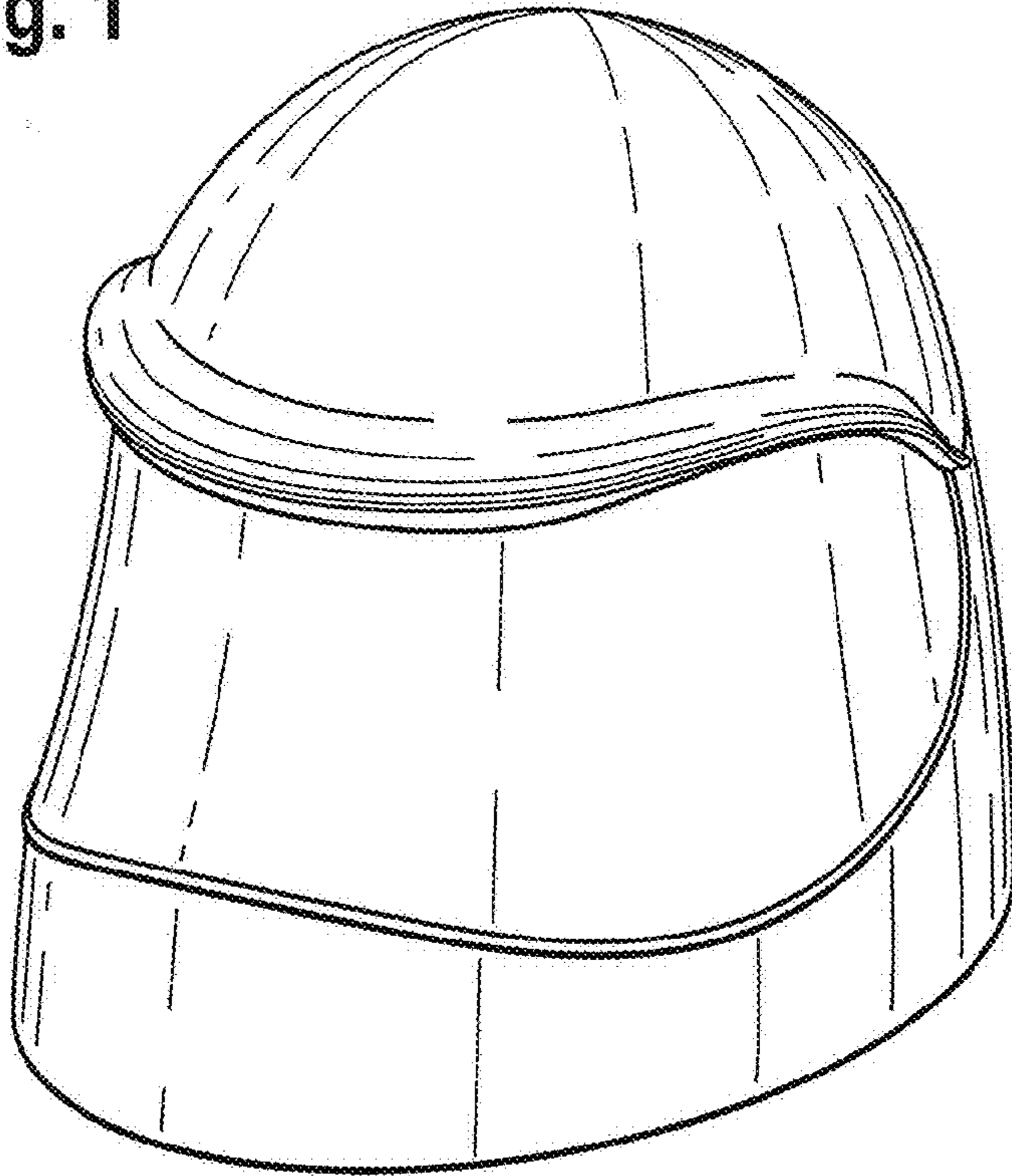


Fig. 2

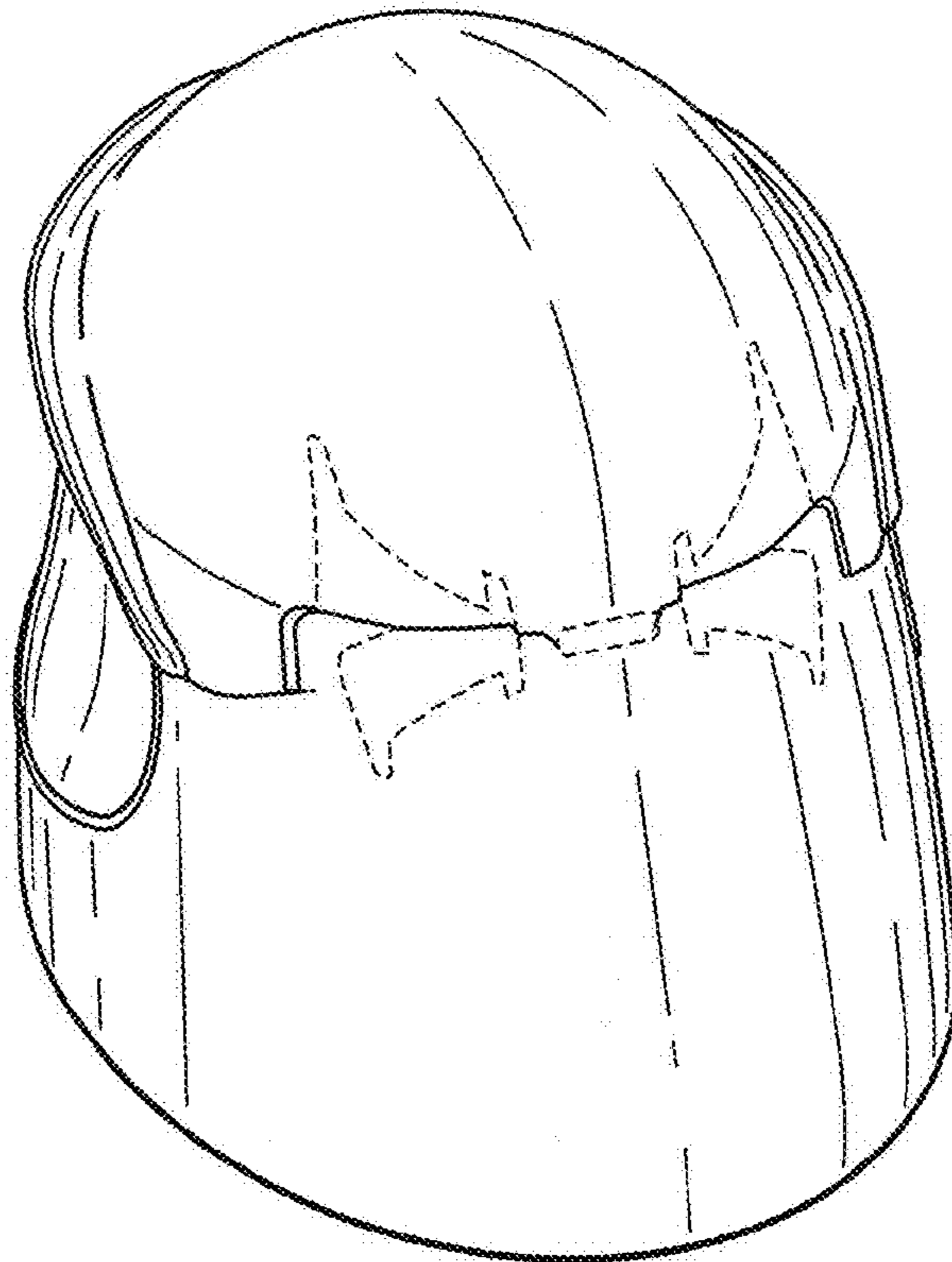


Fig. 3

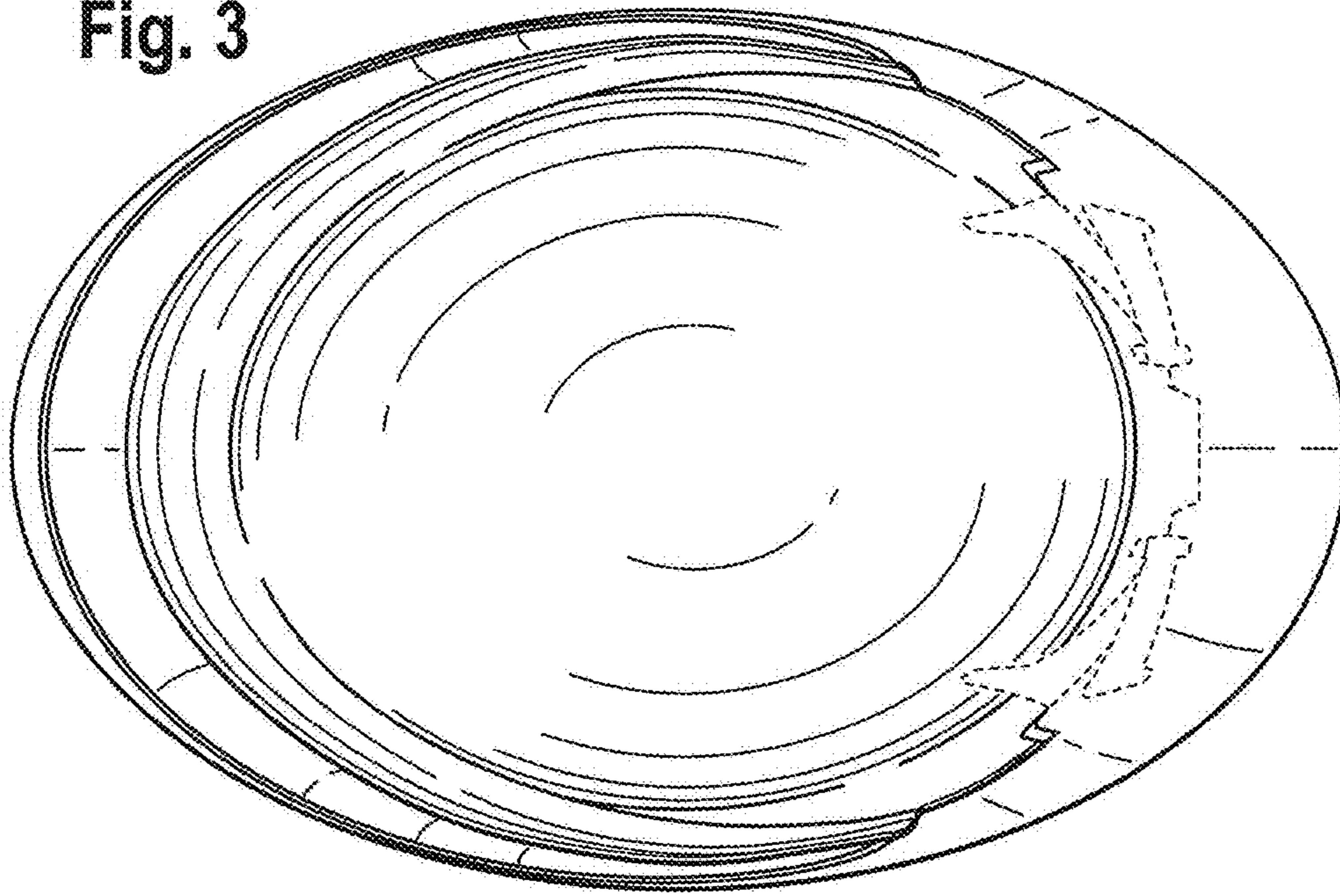


Fig. 4

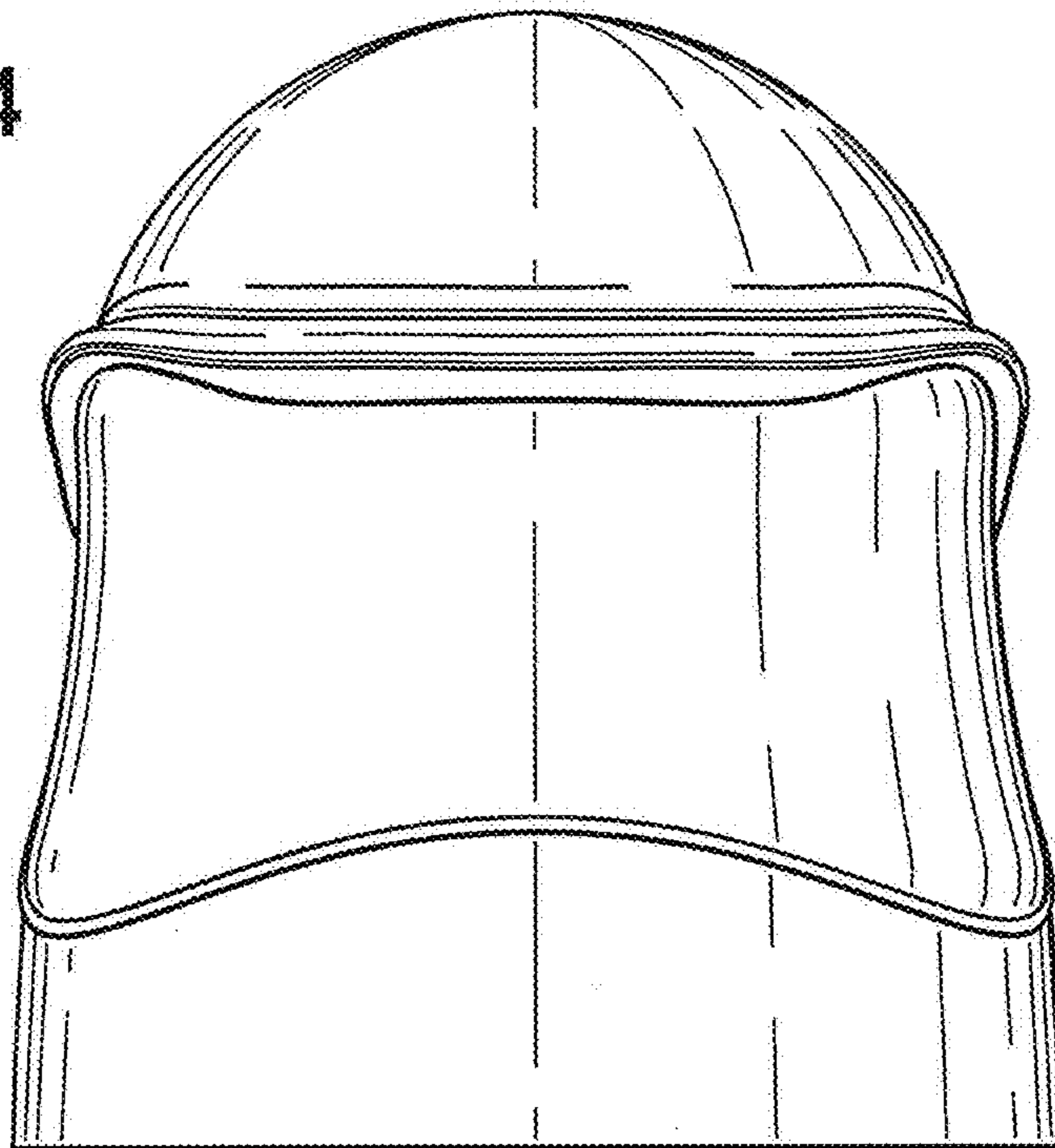


Fig. 5

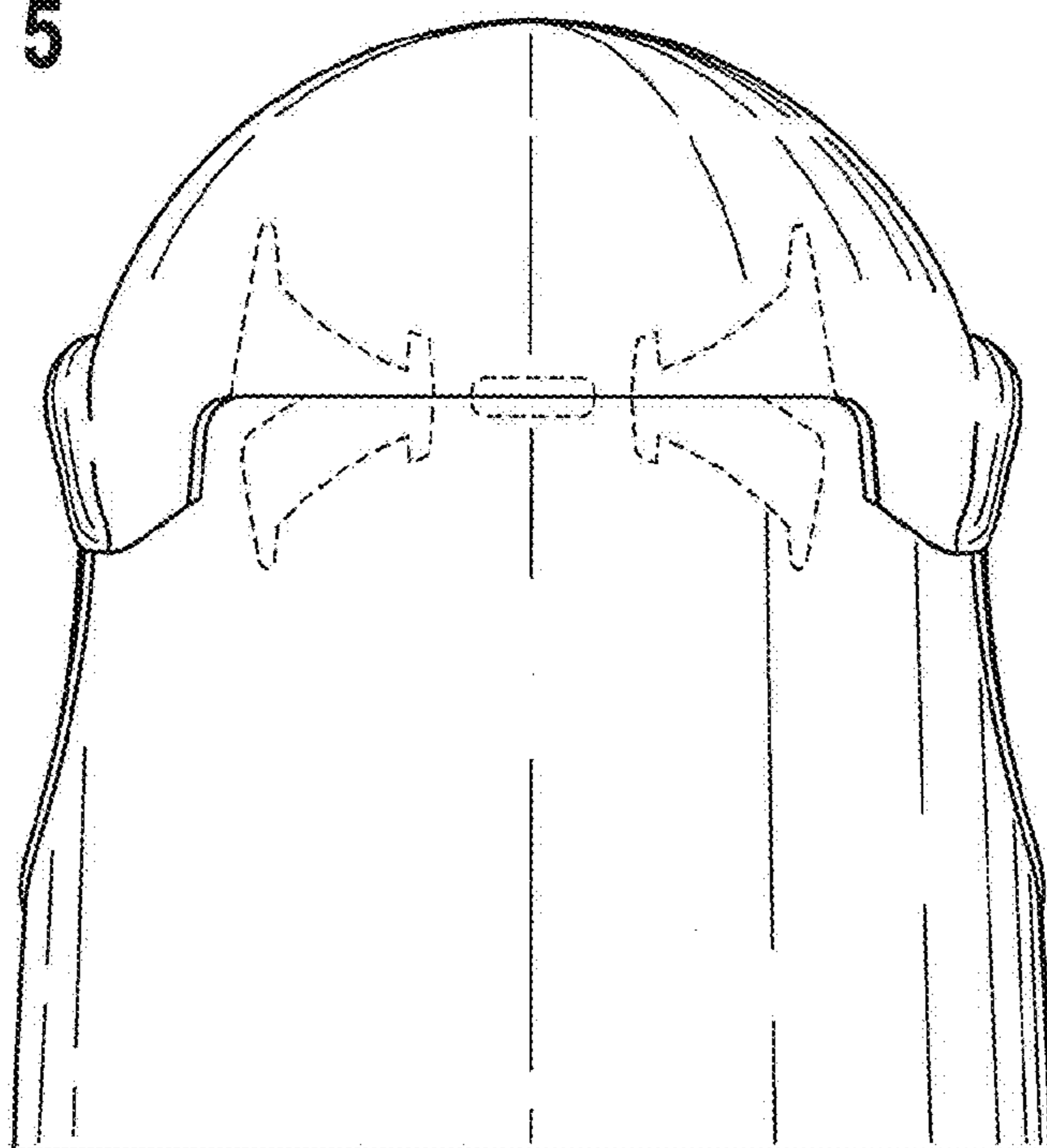


Fig. 6

