



US00D748975S

(12) **United States Design Patent**
McClaughry et al.

(10) **Patent No.:** **US D748,975 S**
(45) **Date of Patent:** **** Feb. 9, 2016**

- (54) **PACKAGE SLEEVE**
- (71) Applicant: **Whirlpool Corporation**, Benton Harbor, MI (US)
- (72) Inventors: **Thomas McClaughry**, DeKalb, IL (US); **Neil Helm**, DeKalb, IL (US)
- (73) Assignee: **Whirlpool Corporation**, Benton Harbor, MI (US)
- (**) Term: **14 Years**
- (21) Appl. No.: **29/501,580**
- (22) Filed: **Sep. 5, 2014**
- (51) **LOC (10) Cl.** **09-03**
- (52) **U.S. Cl.**
USPC **D9/418**
- (58) **Field of Classification Search**
USPC D9/414-418, 704, 433, 435, 419, 715, D9/423, 432; 40/309; 206/583; 222/105; D3/203.1; D30/121
CPC ... B65H 2701/31; B65D 81/07; B65D 77/065
See application file for complete search history.

7,669,736	B2 *	3/2010	Harper	222/105
D651,080	S *	12/2011	Harper	D9/435
D696,580	S *	12/2013	Ridenour	D9/419
D699,564	S *	2/2014	Petzl	D9/418
D702,546	S *	4/2014	McAdam	D9/418
D704,568	S *	5/2014	Dorris et al.	D9/715
D708,055	S *	7/2014	Elston et al.	D9/423
D724,942	S *	3/2015	Mattila et al.	D9/432
D725,315	S *	3/2015	Gabriel	D30/121
2003/0155271	A1 *	8/2003	Menceles	206/583

* cited by examiner

Primary Examiner — Holly Baynham
Assistant Examiner — Rhea Shields

(57) **CLAIM**

The ornamental design for a package sleeve, as shown and described.

DESCRIPTION

FIG. 1 is a perspective view of the package sleeve according to an embodiment of the present invention;
 FIG. 2 is a front view of the package sleeve shown in FIG. 1;
 FIG. 3 is a back view of the package sleeve shown in FIG. 1;
 FIG. 4 is a left side view of the package sleeve shown in FIG. 1;
 FIG. 5 is a right side view of the package sleeve shown in FIG. 1;
 FIG. 6 is a top view of the package sleeve shown in FIG. 1;
 and,
 FIG. 7 is a bottom view of the package sleeve shown in FIG. 1.

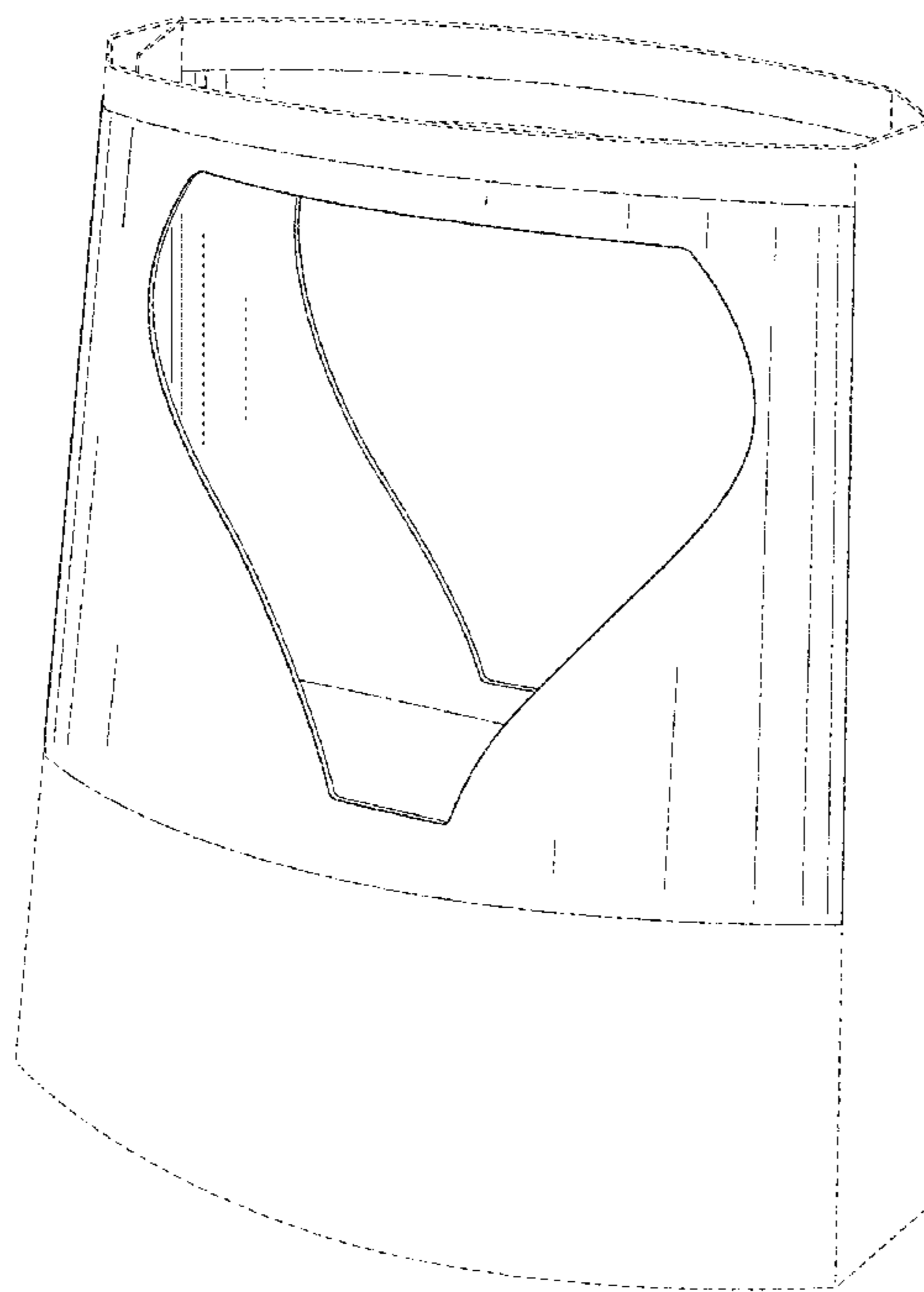
In the drawings, the dot-dash lines represent the boundaries of the claim. The broken lines are for the purpose of illustrating environment only and form no part of the claimed design.

1 Claim, 5 Drawing Sheets

(56) **References Cited**

U.S. PATENT DOCUMENTS

478,938	A *	7/1892	Moore	40/309
D261,861	S *	11/1981	Carter	D9/704
D438,463	S *	3/2001	Schill et al.	D9/416
D484,798	S *	1/2004	Bukowski	D9/433
D568,604	S *	5/2008	Kenny	D3/203.1
D573,014	S *	7/2008	Hetrick	D9/418
D573,458	S *	7/2008	Anderson et al.	D9/418



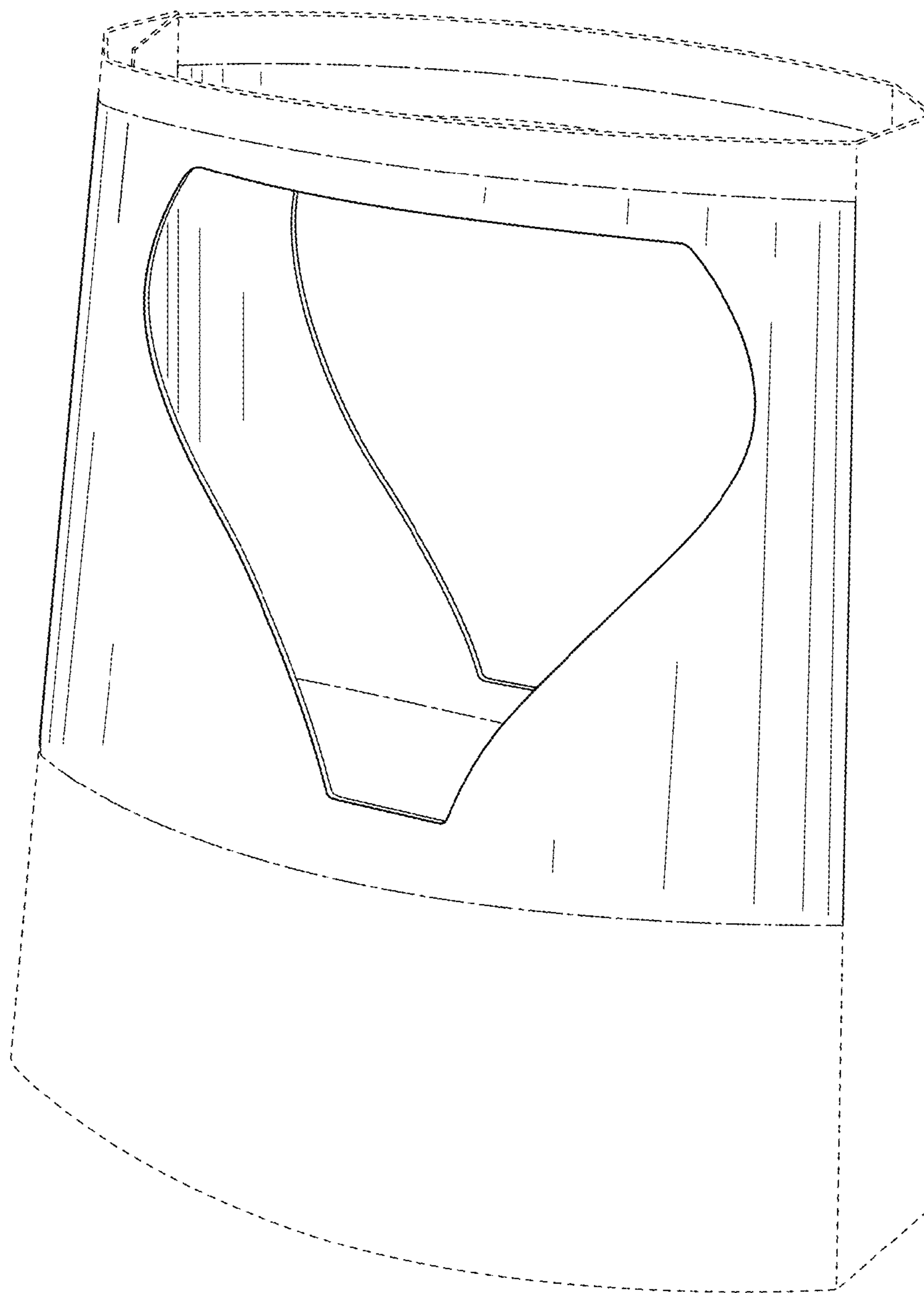


FIG. 1

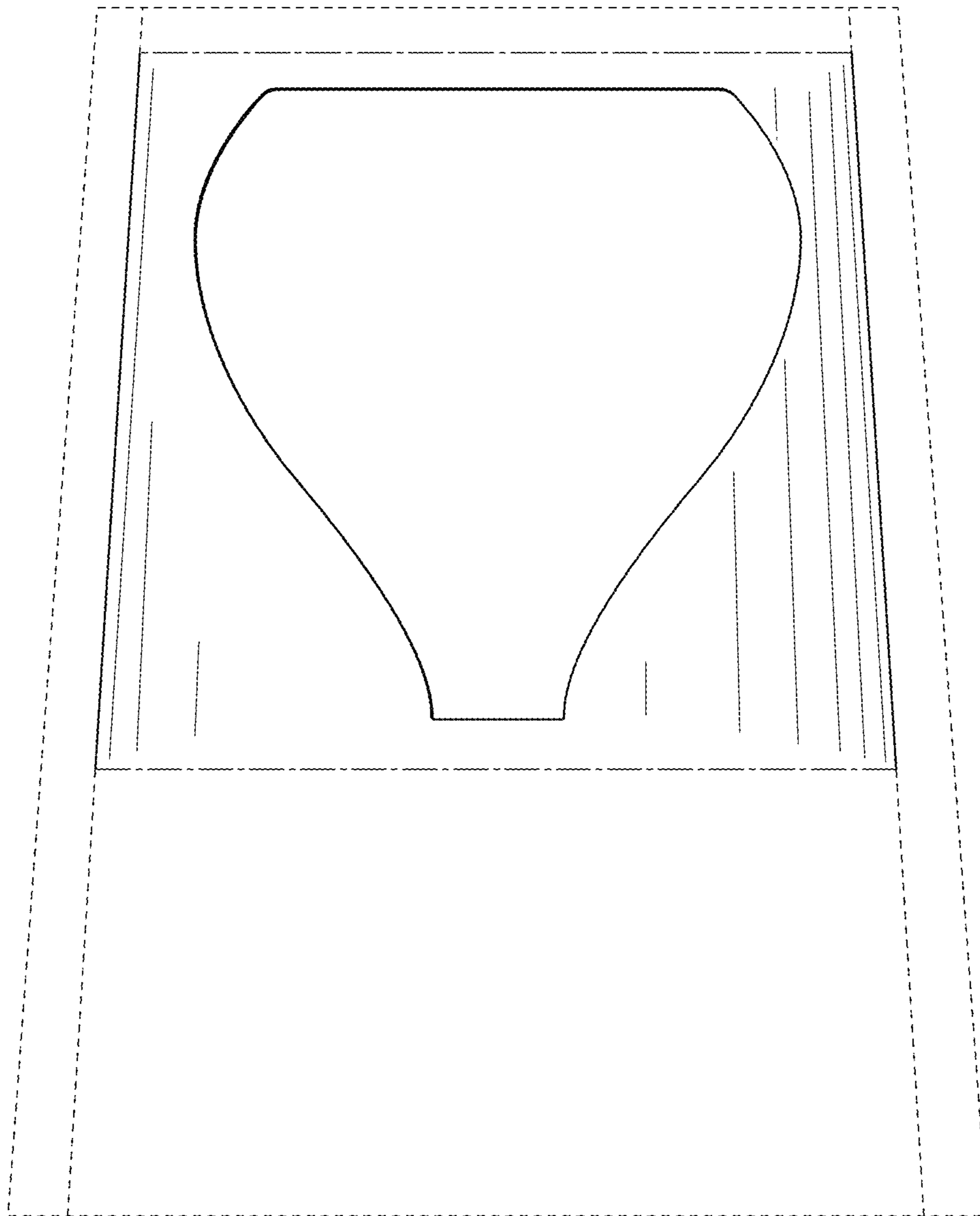


FIG. 2

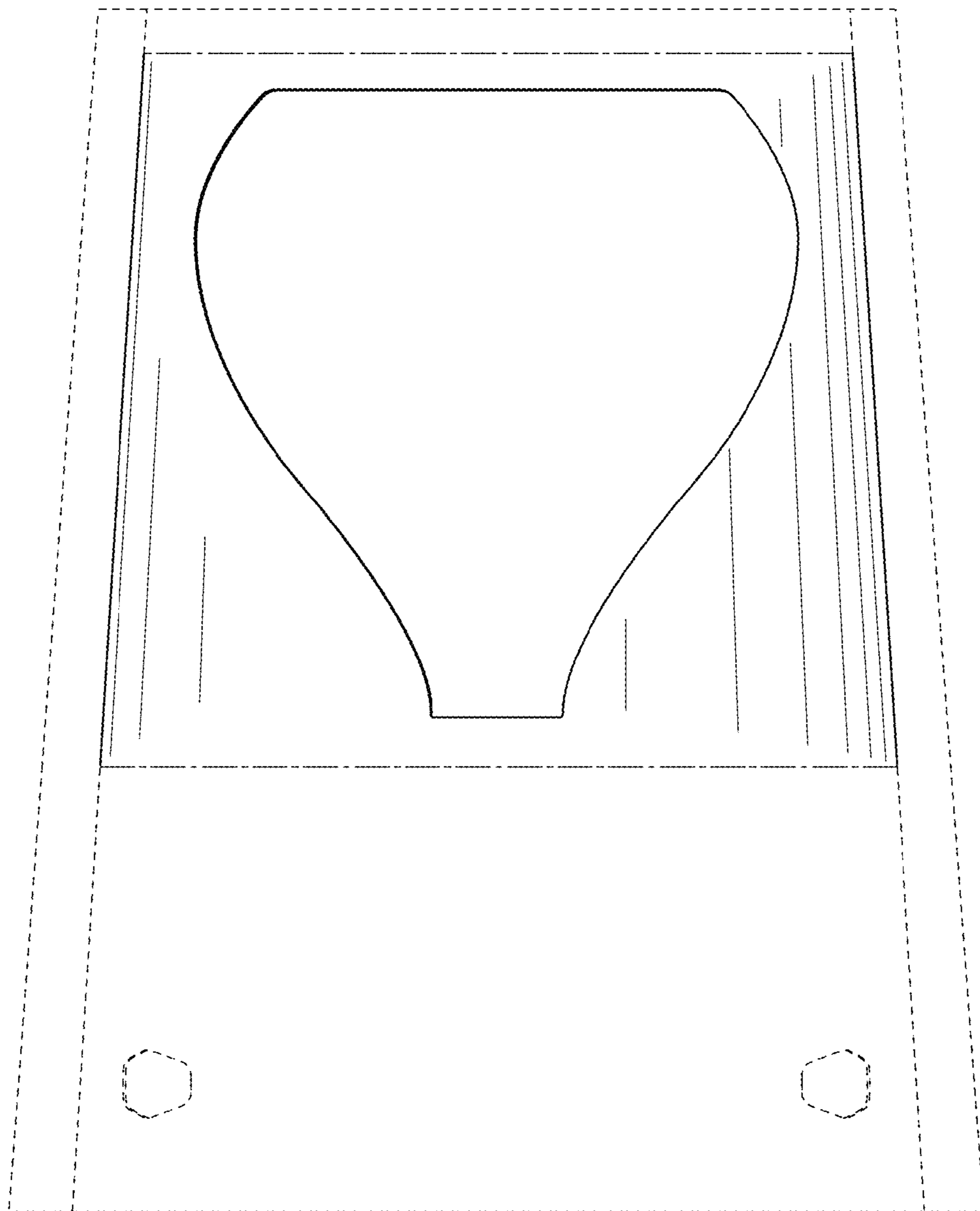


FIG. 3

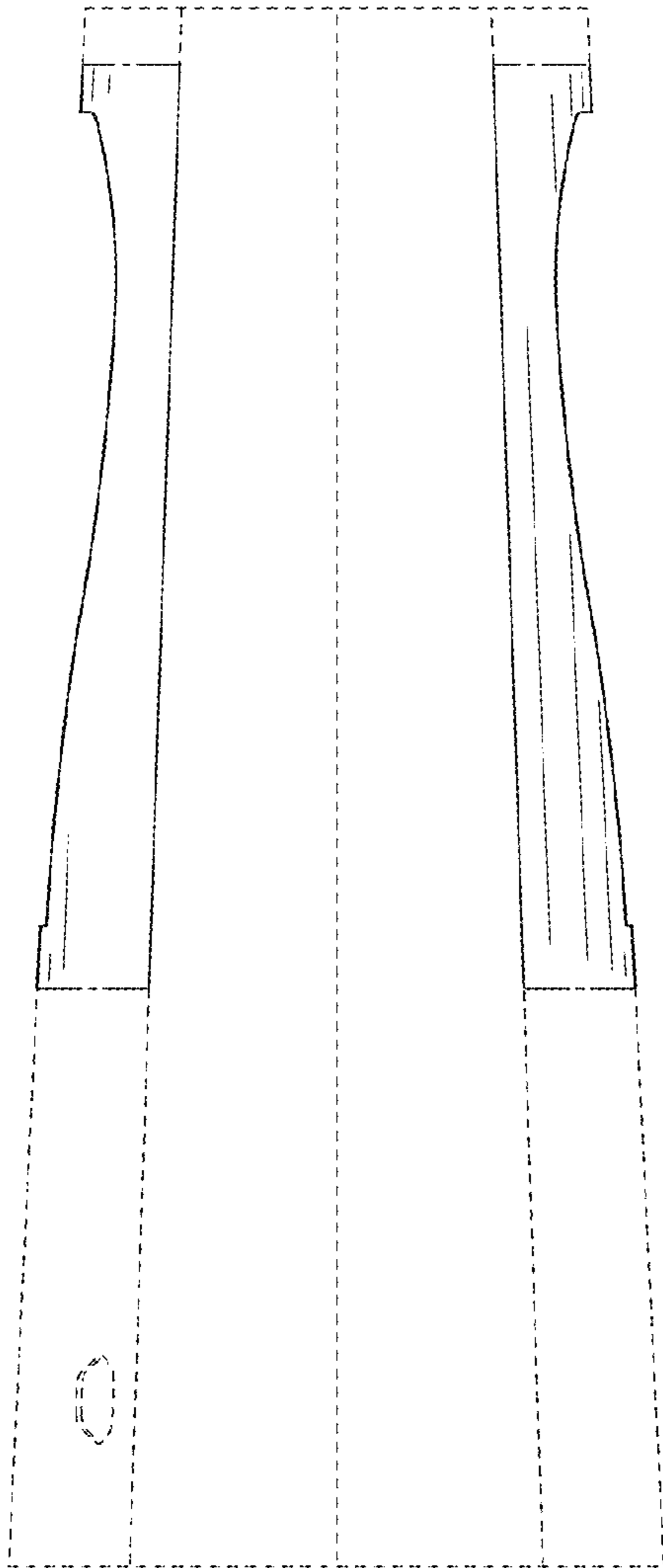


FIG. 4

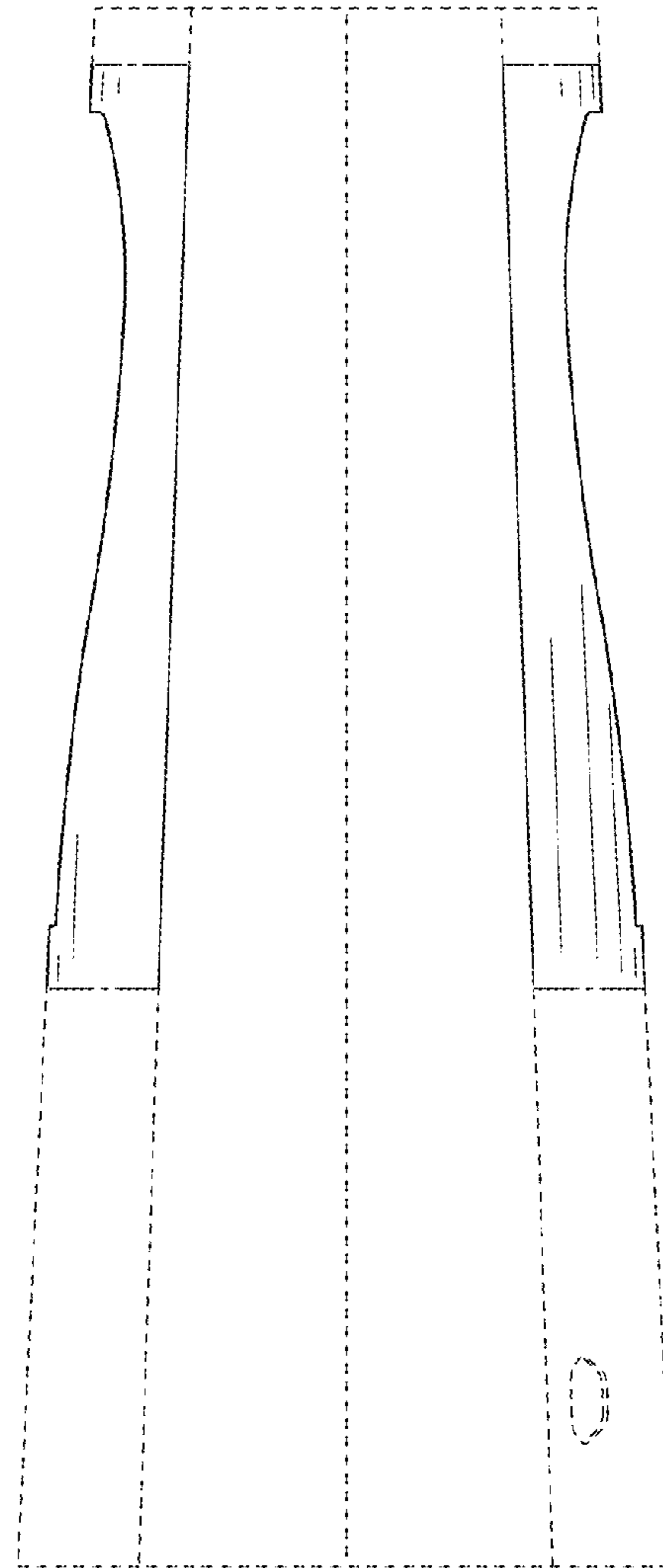


FIG. 5

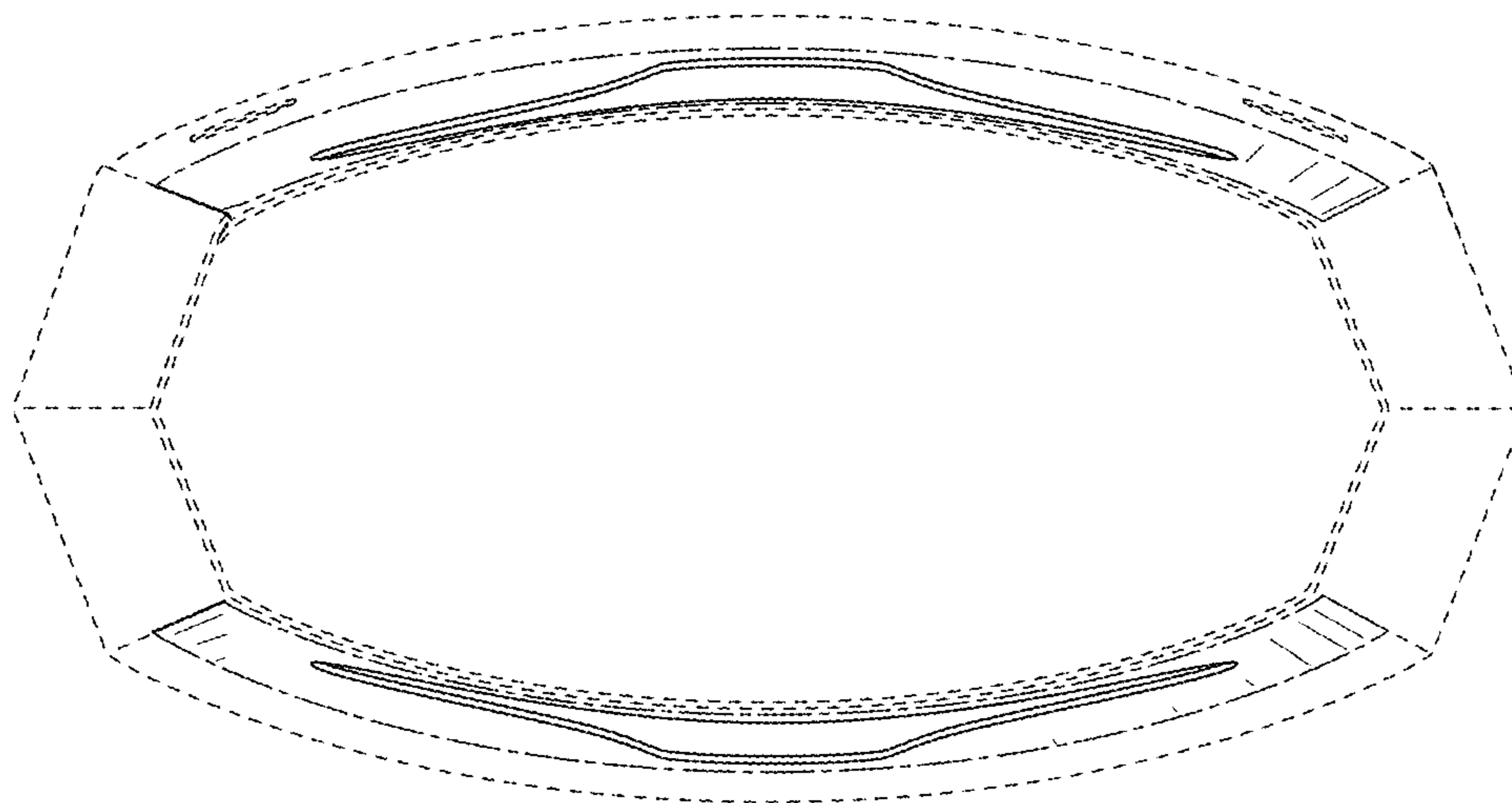


FIG. 6




FIG. 7