



US00D748968S

(12) **United States Design Patent**
Morell

(10) **Patent No.:** **US D748,968 S**

(45) **Date of Patent:** **** Feb. 9, 2016**

(54) **KEY HAVING A HEART SHAPED CONTACT
END**

(71) Applicant: **Joshua F Morell**, Flourtown, PA (US)

(72) Inventor: **Joshua F Morell**, Flourtown, PA (US)

(**) Term: **14 Years**

(21) Appl. No.: **29/501,513**

(22) Filed: **Sep. 4, 2014**

(51) **LOC (10) Cl.** **08-07**

(52) **U.S. Cl.**
USPC **D8/348**

(58) **Field of Classification Search**
USPC D8/347, 348; 70/347, 271, 278.2, 336,
70/344, 348, 357, 382, 393, 429, 402-414,
70/469, 448
CPC E05B 19/00; E05B 19/04; E05B 35/00
See application file for complete search history.

(56) **References Cited**

U.S. PATENT DOCUMENTS

316,132	A *	4/1885	Doublee	70/143
877,980	A *	2/1908	Katzenberger	12/128 R
3,279,838	A *	10/1966	Hamilton	292/251
D244,081	S *	4/1977	Steinbach	D8/347
D253,160	S *	10/1979	Steinbach	D8/347
D331,301	S *	11/1992	Say, Jr.	D32/46
D341,073	S *	11/1993	Omori	D8/346

5,400,629	A *	3/1995	Myers	70/491
6,182,482	B1 *	2/2001	Issitt	70/160
D537,705	S *	3/2007	Evans et al.	D8/347
D566,524	S *	4/2008	Daas	D8/347

* cited by examiner

Primary Examiner — Prabhakar Deshmukh


(57) **CLAIM**

The ornamental design of a key having a heart shaped contact end, as shown and described.

DESCRIPTION

FIG. 1 is a perspective view of my new design for a key having a heart shaped contact end;
 FIG. 2 is a right hand side view of my new design for a key having a heart shaped contact end;
 FIG. 3 is a left hand side view of my new design for a key having a heart shaped contact end;
 FIG. 4 is a front view of my new design for a key having a heart shaped contact end;
 FIG. 5 is a rear side view of my new design for a key having a heart shaped contact end;
 FIG. 6 is a top view of my new design for a key having a heart shaped contact end; and,
 FIG. 7 is a bottom view of my new design for a key having a heart shaped contact end.
 The broken lines indicate unclaimed portions of the design and form no part of the claimed design.

1 Claim, 7 Drawing Sheets






FIG. 1

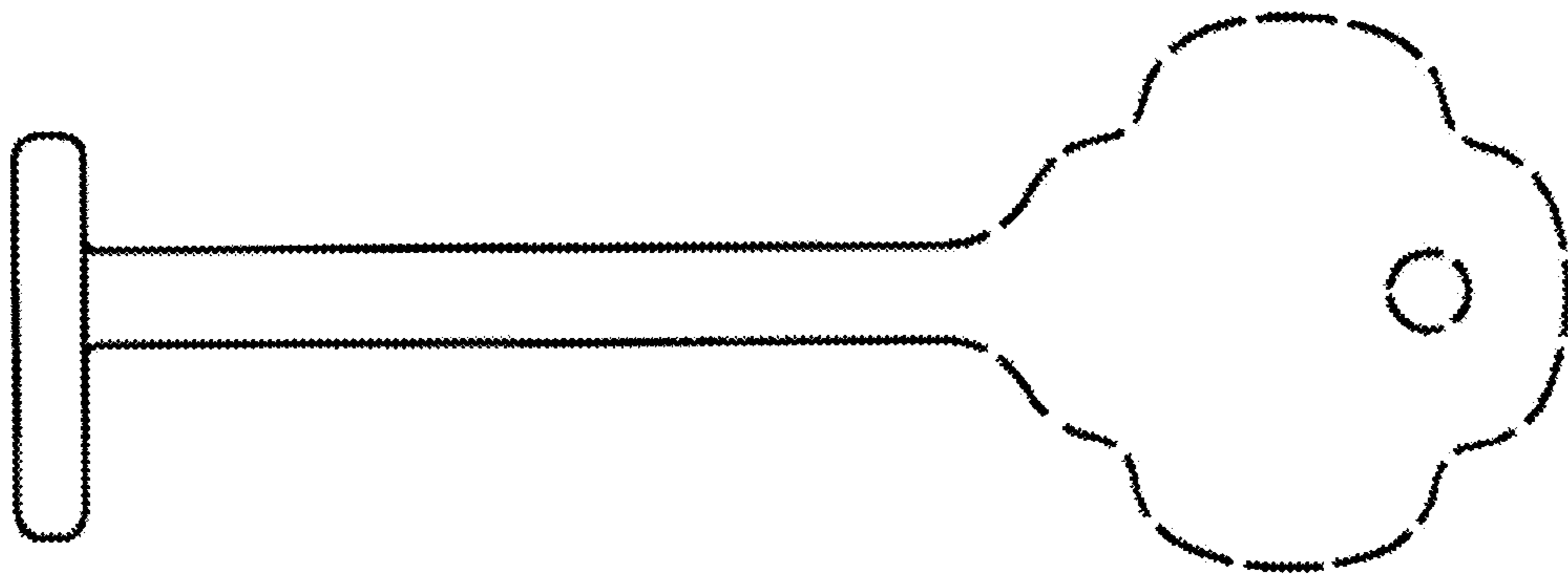


FIG. 2

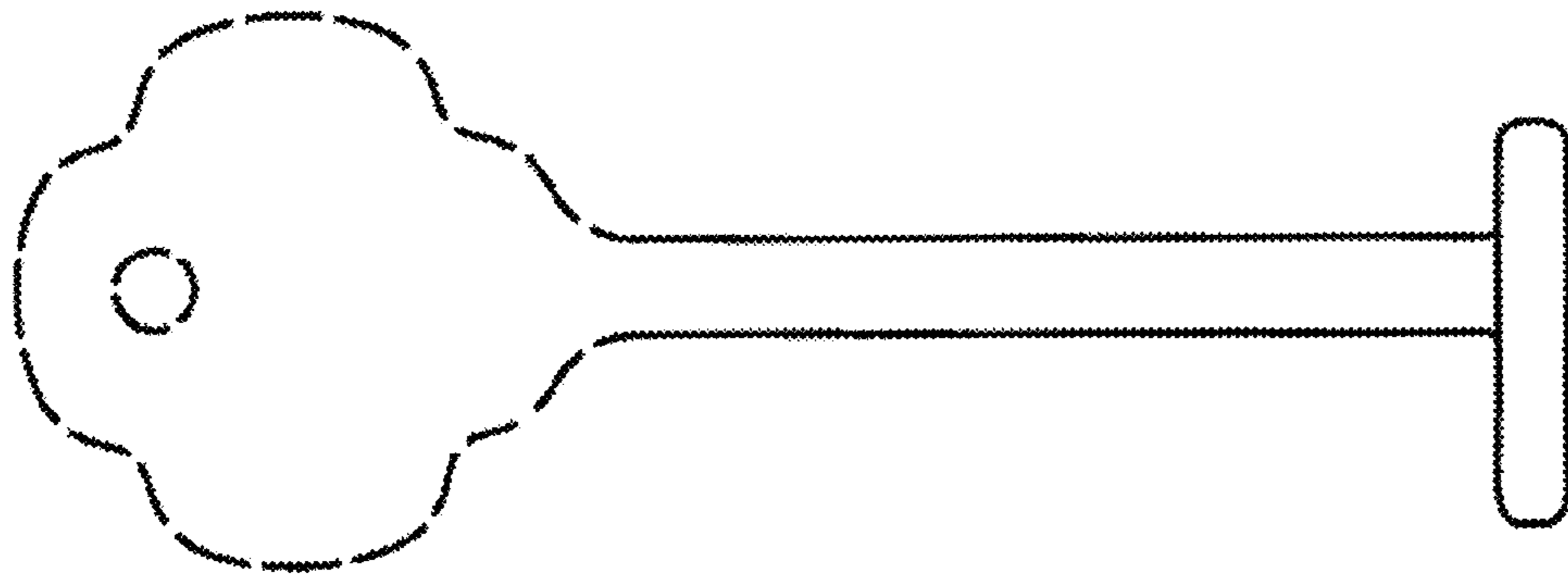


FIG. 3




FIG. 4

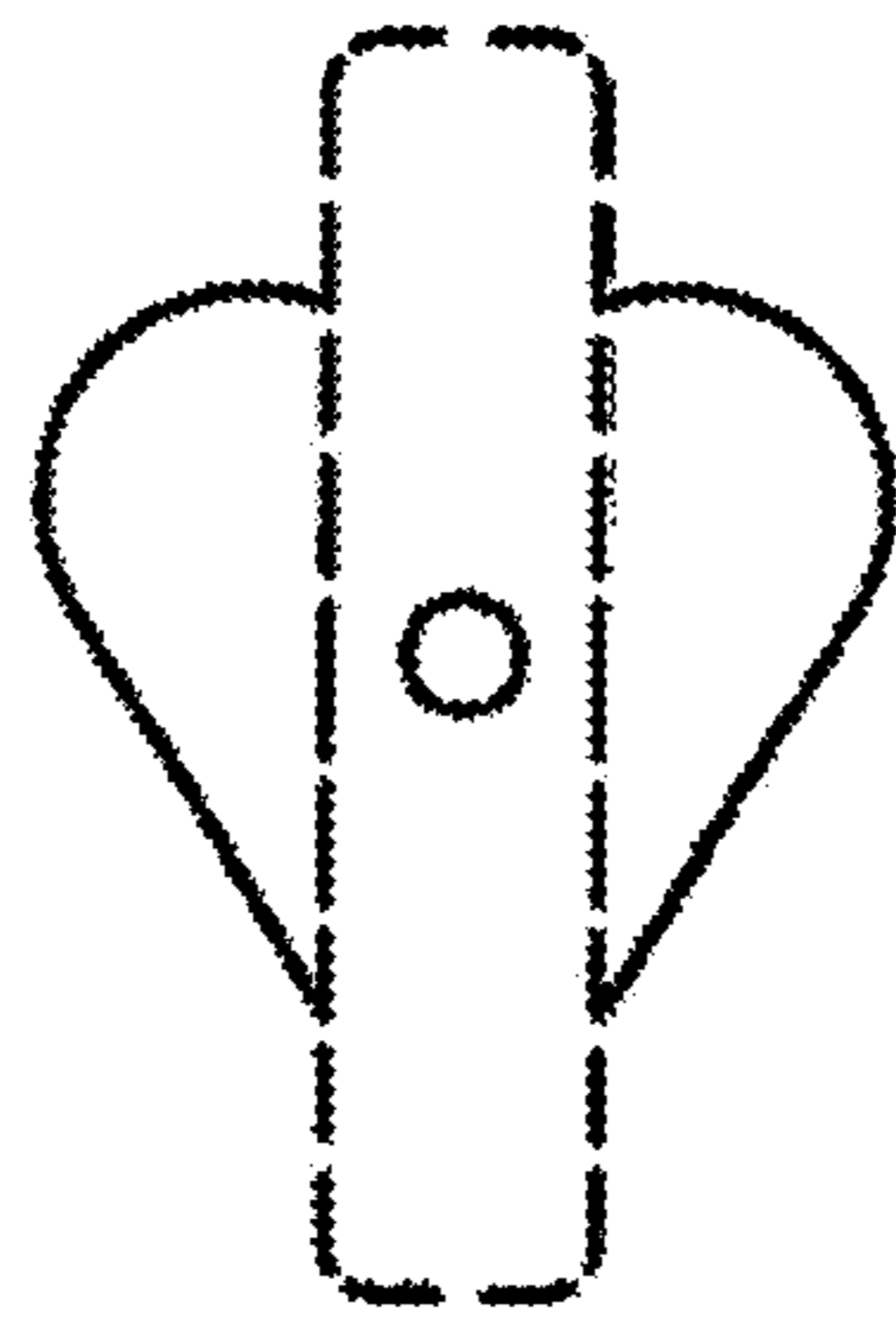


FIG. 5

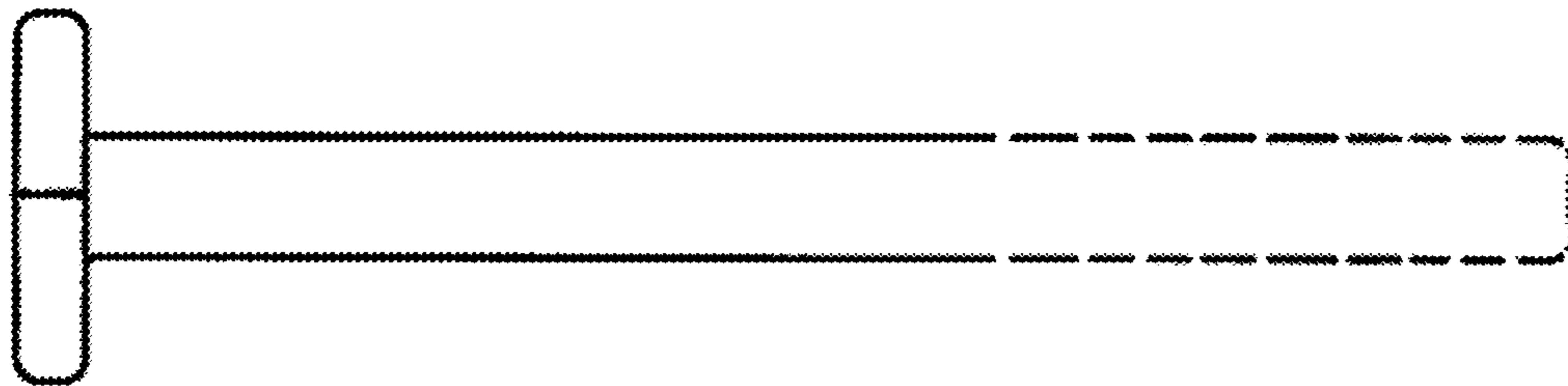


FIG. 6

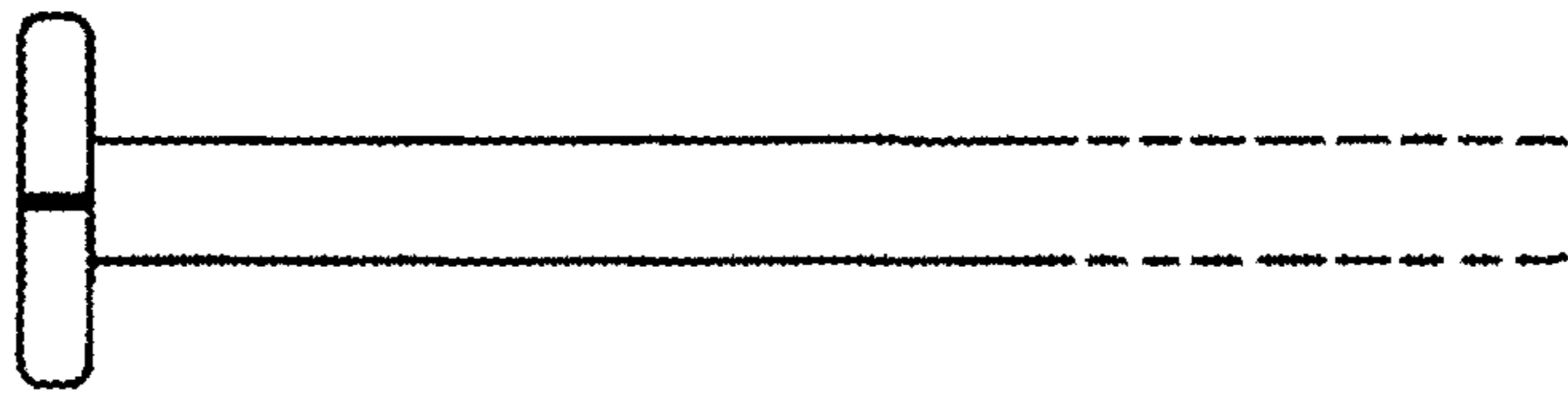


FIG. 7