



US00D748961S

(12) **United States Design Patent**  
**Bhasin**

(10) **Patent No.:** **US D748,961 S**

(45) **Date of Patent:** **\*\* Feb. 9, 2016**

(54) **SCISSORS**

(71) Applicant: **B.H.P. INDUSTRIES CO., LTD.**,  
Suita-shi (JP)

(72) Inventor: **Hanuman Prasad Bhasin**, Suita (JP)

(73) Assignee: **B.H.P. INDUSTRIES CO., LTD.**,  
Suita-shi (JP)

(\*\*) Term: **14 Years**

(21) Appl. No.: **29/485,695**

(22) Filed: **Mar. 21, 2014**

(30) **Foreign Application Priority Data**

Sep. 25, 2013 (JP) ..... 2013-022233

(51) **LOC (10) Cl.** ..... **08-03**

(52) **U.S. Cl.**  
USPC ..... **D8/57**

(58) **Field of Classification Search**  
USPC ..... D8/4, 5, 51-58, 105, 107; D27/195;  
D21/532; 30/131, 195, 229, 230-235,  
30/341, 350, 254-285; D28/44, 57; 7/135,  
7/136  
CPC ..... B26B 13/00; B26B 13/20; B26B 17/00;  
B26B 13/12

See application file for complete search history.

(56) **References Cited**

U.S. PATENT DOCUMENTS

D431,436	S	*	10/2000	Gstalder	.....	D8/57
D432,378	S	*	10/2000	Gstalder	.....	D8/57
D523,307	S	*	6/2006	Chang	.....	D8/57
7,458,160	B2	*	12/2008	Escobar et al.	.....	30/232
D613,141	S	*	4/2010	Wang	.....	D8/57
D651,496	S	*	1/2012	Bhasin	.....	D8/57
D680,837	S	*	4/2013	Bhasin	.....	D8/57
2007/0017104	A1	*	1/2007	Hasegawa	.....	30/232

\* cited by examiner

*Primary Examiner* — Ian Simmons

*Assistant Examiner* — Harold Blackwell, II

(74) *Attorney, Agent, or Firm* — W. F. Fasse

(57) **CLAIM**

The ornamental design for a scissors, as shown and described.

**DESCRIPTION**

FIG. 1 is a front view of a scissors showing my new design;  
FIG. 2 is a rear view thereof;  
FIG. 3 is a top plan view thereof;  
FIG. 4 is a bottom plan view thereof;  
FIG. 5 is a right side view thereof;  
FIG. 6 is a left side view thereof;  
FIG. 7 is an end view of the sectioned part taken along the  
arrowed line 7-7 thereof;  
FIG. 8 is an end view of the sectioned part taken along the  
arrowed line 8-8 thereof; and,  
FIG. 9 is a front view thereof showing the opened state.  
The broken lines in the drawings illustrate portions of the  
scissors which form no part of the claimed design.

**1 Claim, 5 Drawing Sheets**

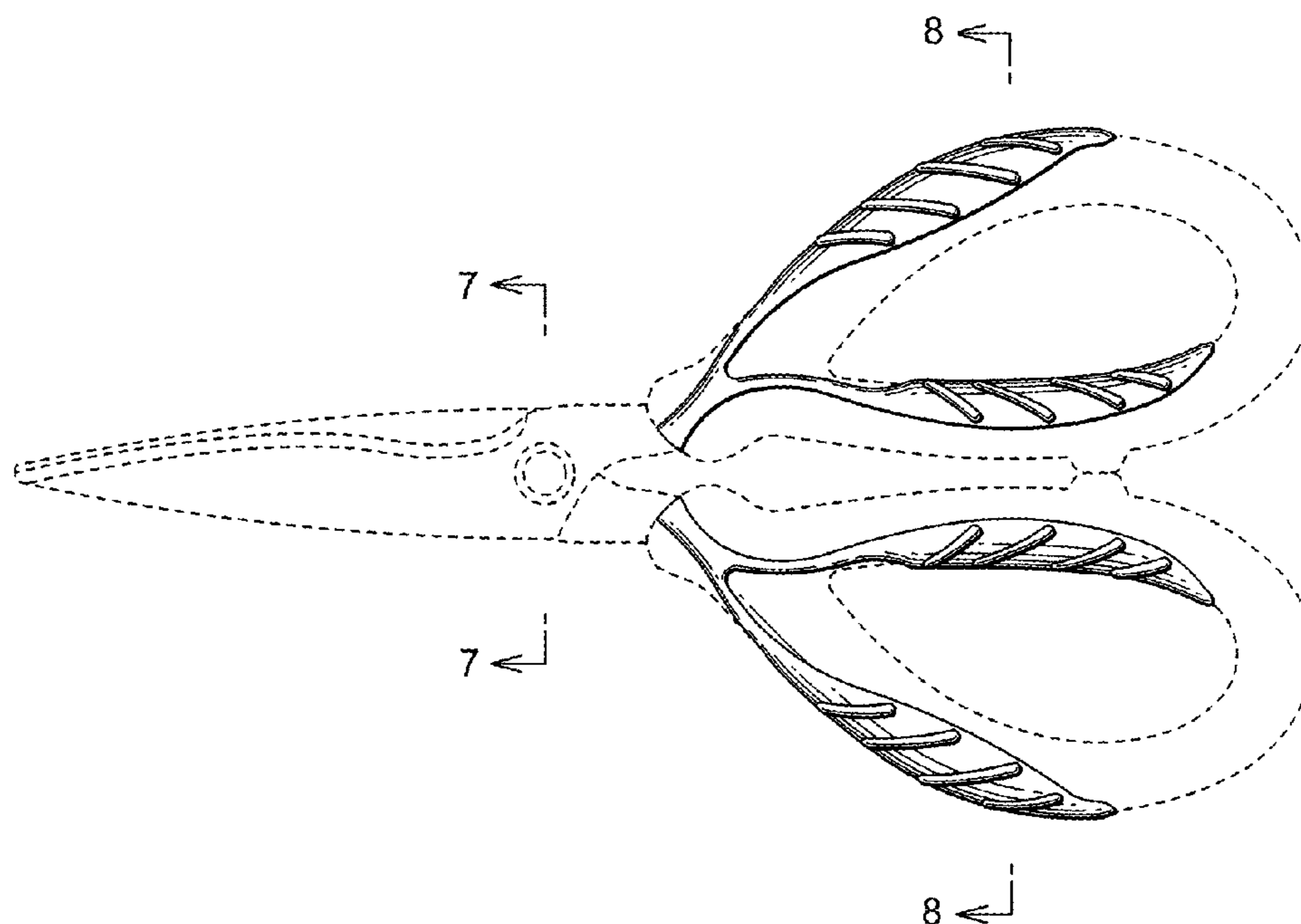


FIG. 1

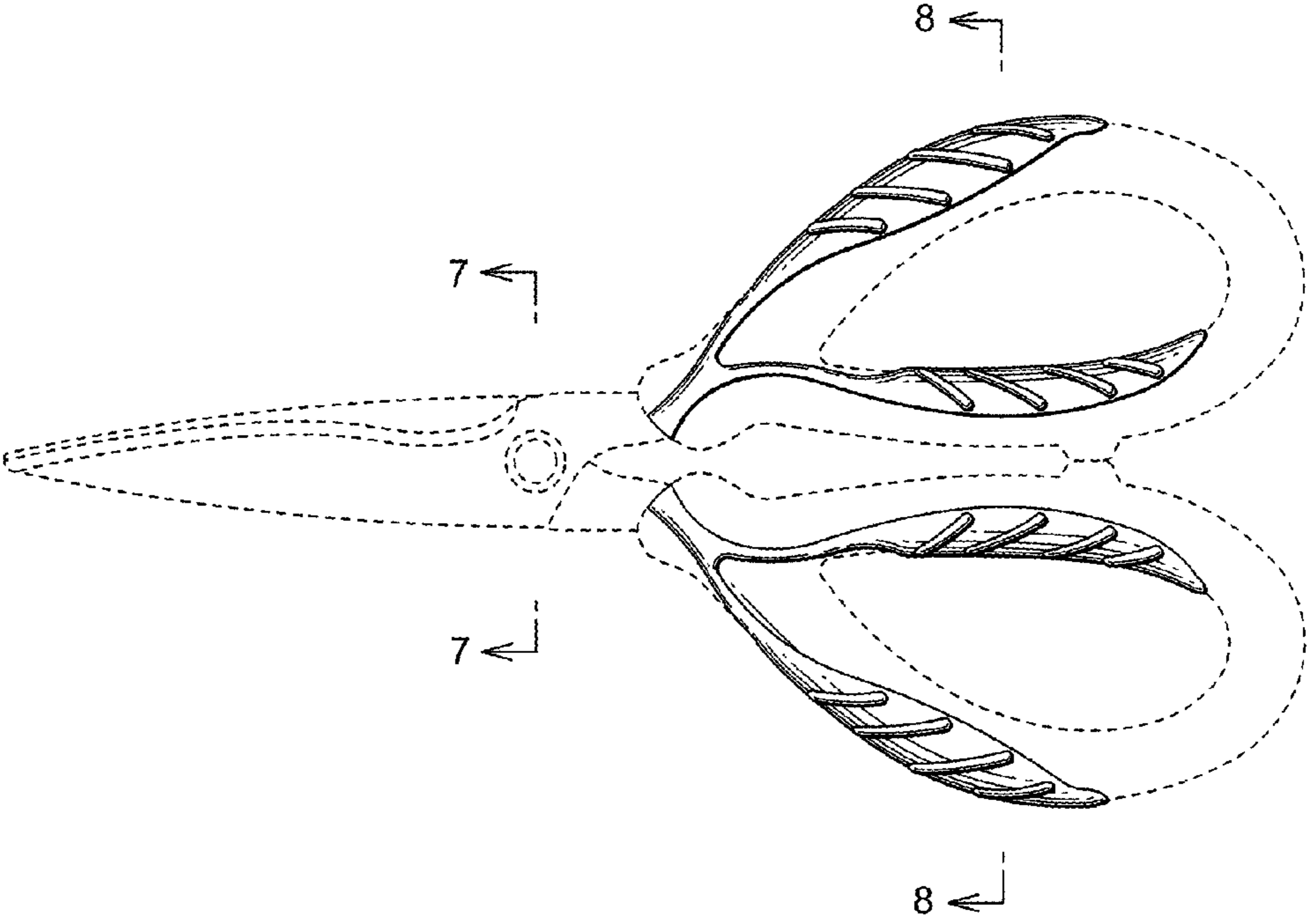


FIG. 2

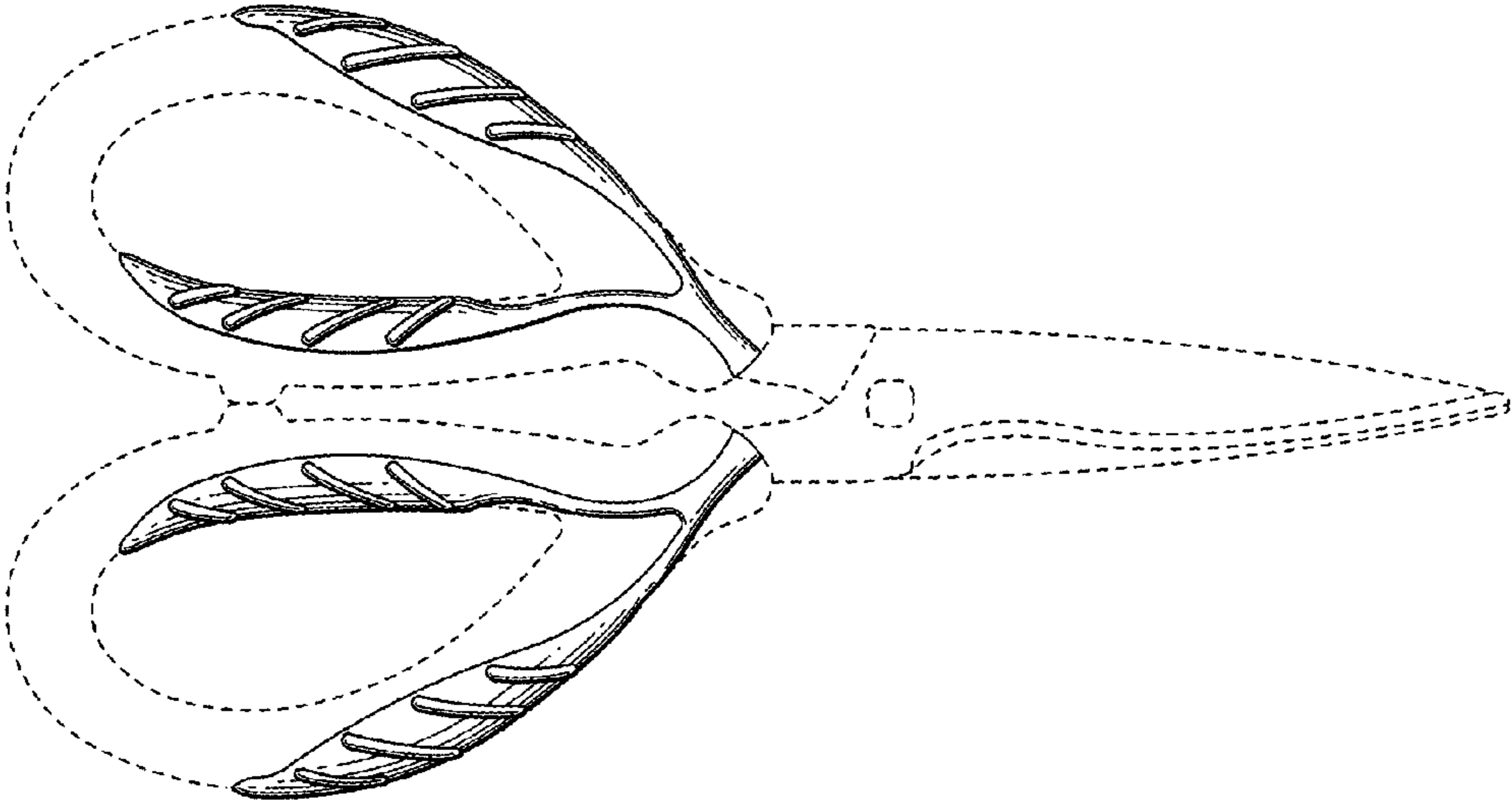


FIG. 3

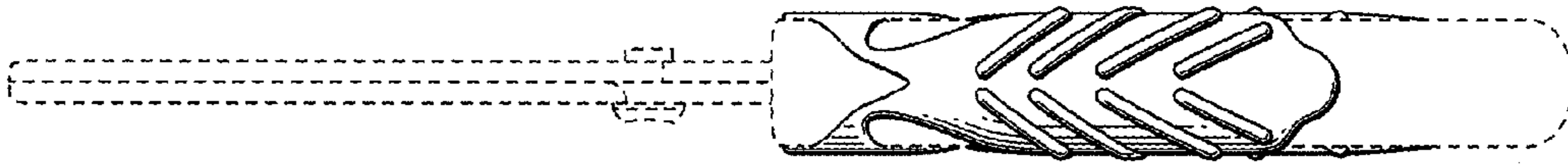


FIG. 4

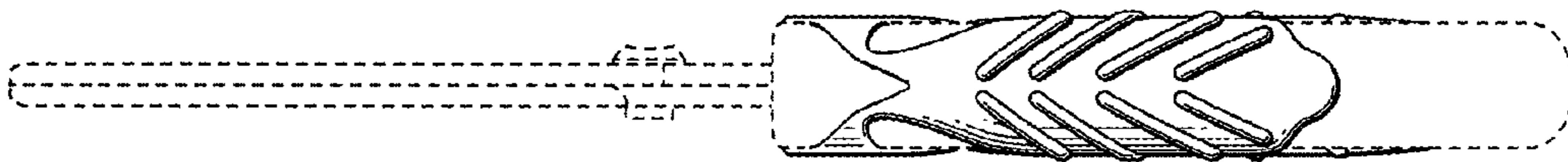


FIG. 5



FIG. 6



FIG. 7



FIG. 8



FIG. 9

