



US00D748957S

(12) **United States Design Patent**
Hofman et al.

(10) **Patent No.:** **US D748,957 S**
(45) **Date of Patent:** **** Feb. 9, 2016**

(54) **BARREL BUSHING WRENCH**

(71) Applicants: **James Hofman**, Eden Prairie, MN (US);
Ryan Jacobson, Minneapolis, MN (US)

(72) Inventors: **James Hofman**, Eden Prairie, MN (US);
Ryan Jacobson, Minneapolis, MN (US)

(73) Assignee: **Revo Brand Group, LLC**, Plymouth,
MN (US)

(**) Term: **14 Years**

(21) Appl. No.: **29/496,320**

(22) Filed: **Jul. 11, 2014**

(51) **LOC (10) Cl.** **08-05**

(52) **U.S. Cl.**
USPC **D8/21**

(58) **Field of Classification Search**
USPC D8/21–29, 44, 81–87, 102–107, 98, 99,
D8/55, 93, 94; 81/60–63.2, 177.1, 177.85,
81/177.8, 489, 125.1, 121.1, 119–120,
81/176.1, 186, 177.9, 185.1, 176.2, 165,
81/170, 3.35, 58, 3.345, 155; 206/378;
16/429, 441, 124.6; 7/100, 138, 168,
7/157; D24/146
CPC B25B 13/48; B25B 13/02; B25B 13/04
See application file for complete search history.

(56) **References Cited**

U.S. PATENT DOCUMENTS

D556,007 S * 11/2007 Hung D8/107
7,401,432 B2 7/2008 Perry
D592,471 S * 5/2009 Rosko D8/28
D671,384 S * 11/2012 Lichstein D8/29

D689,752 S * 9/2013 Alho et al. D8/25
8,800,193 B1 8/2014 Frear
2012/0291330 A1 11/2012 Johnson

OTHER PUBLICATIONS

Wilson Combat; Bushing Wrench : 1911 Full-Size/Compact : Blue
Polymer-Wilson Combat; 2010; [http://shopwilsoncombat.com/
Bushing-Wrench-1911-Full-Size_Compact-Blue-Polymer/
productinfo/22P/](http://shopwilsoncombat.com/Bushing-Wrench-1911-Full-Size_Compact-Blue-Polymer/productinfo/22P/).

* cited by examiner

Primary Examiner — Randall Gholson

(74) *Attorney, Agent, or Firm* — Adams Grumbles, LLP;
Brittany Nanzig

(57) **CLAIM**

The ornamental design for a barrel bushing wrench, as shown
and described.

DESCRIPTION

FIG. 1 is a front elevational view of a barrel bushing wrench
showing our new design.

FIG. 2 is a top elevational view of the barrel bushing wrench.
FIG. 3 is a left side elevational view of the barrel bushing
wrench.

FIG. 4 is a right side elevational view of the barrel bushing
wrench.

FIG. 5 is a bottom elevational view of the barrel bushing
wrench.

FIG. 6 is a back elevational view of the barrel bushing wrench.
FIG. 7 is a front right side perspective view of the barrel
bushing wrench.

FIG. 8 is a front perspective view of the barrel bushing
wrench; and,

FIG. 9 is a back perspective view of the barrel bushing
wrench.

1 Claim, 9 Drawing Sheets

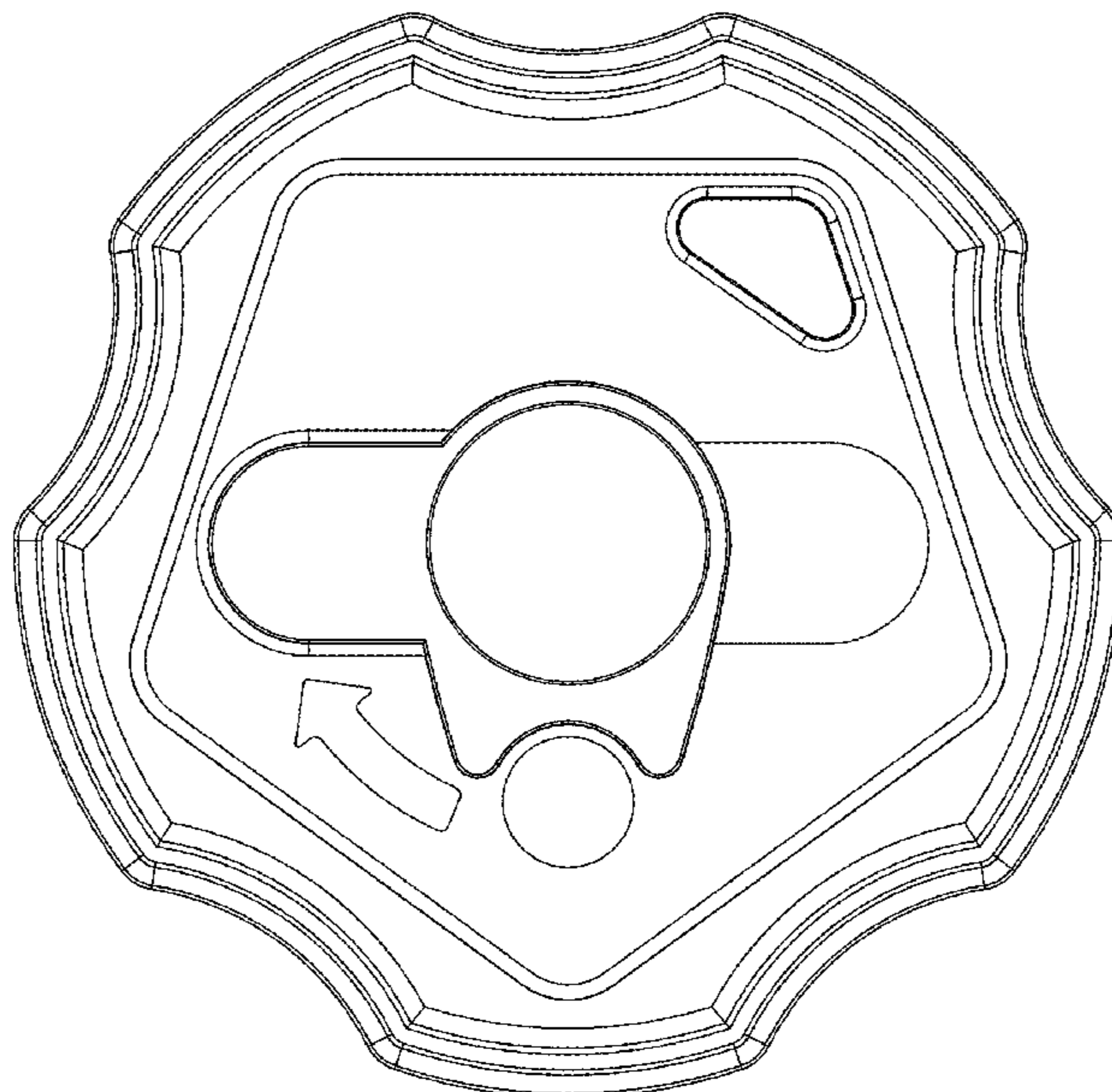


FIG. 1

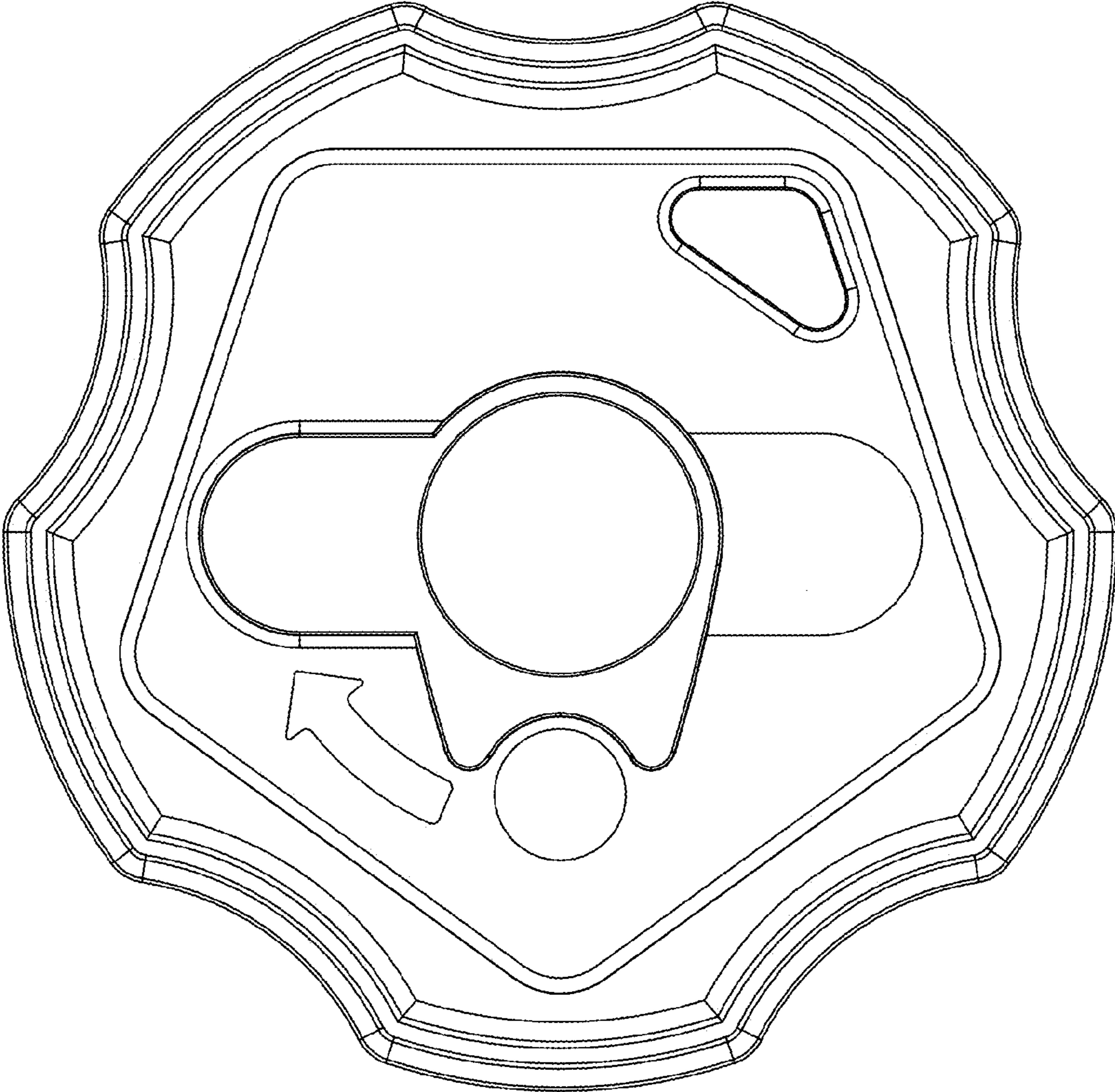


FIG. 2

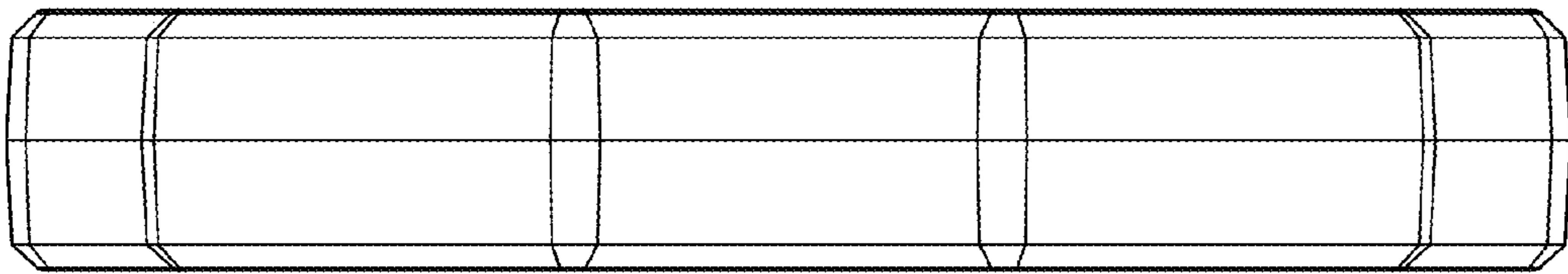


FIG. 3

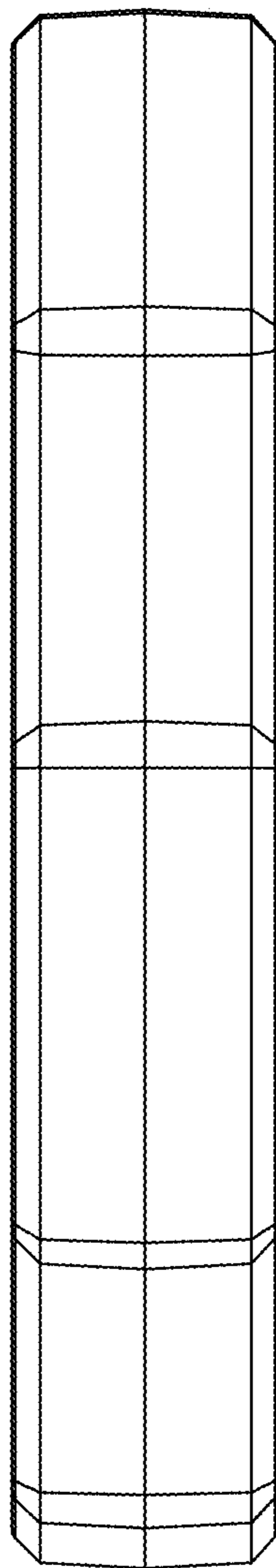


FIG. 4

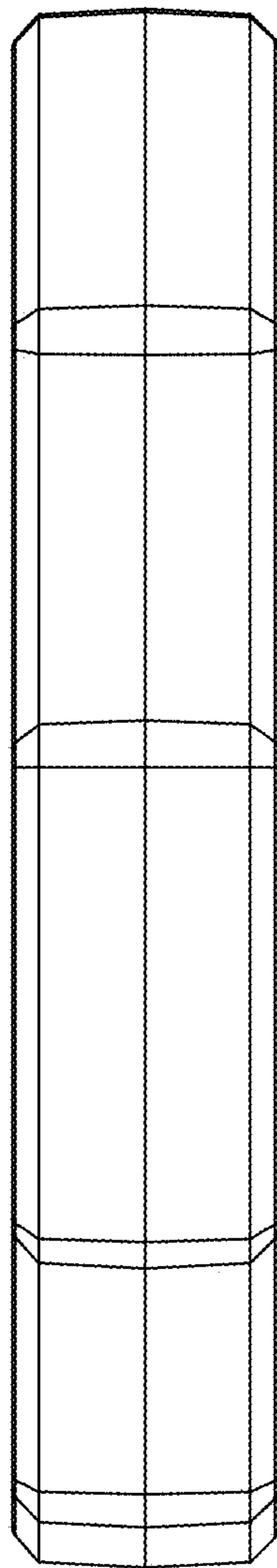


FIG. 5

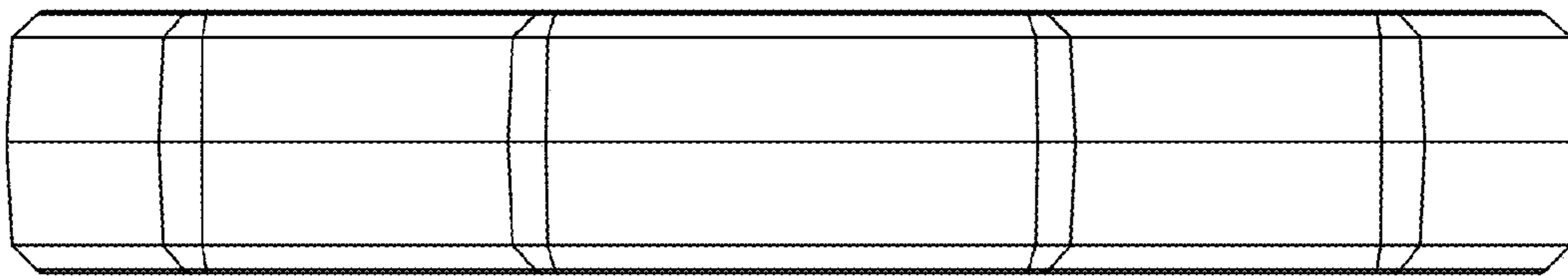


FIG. 6

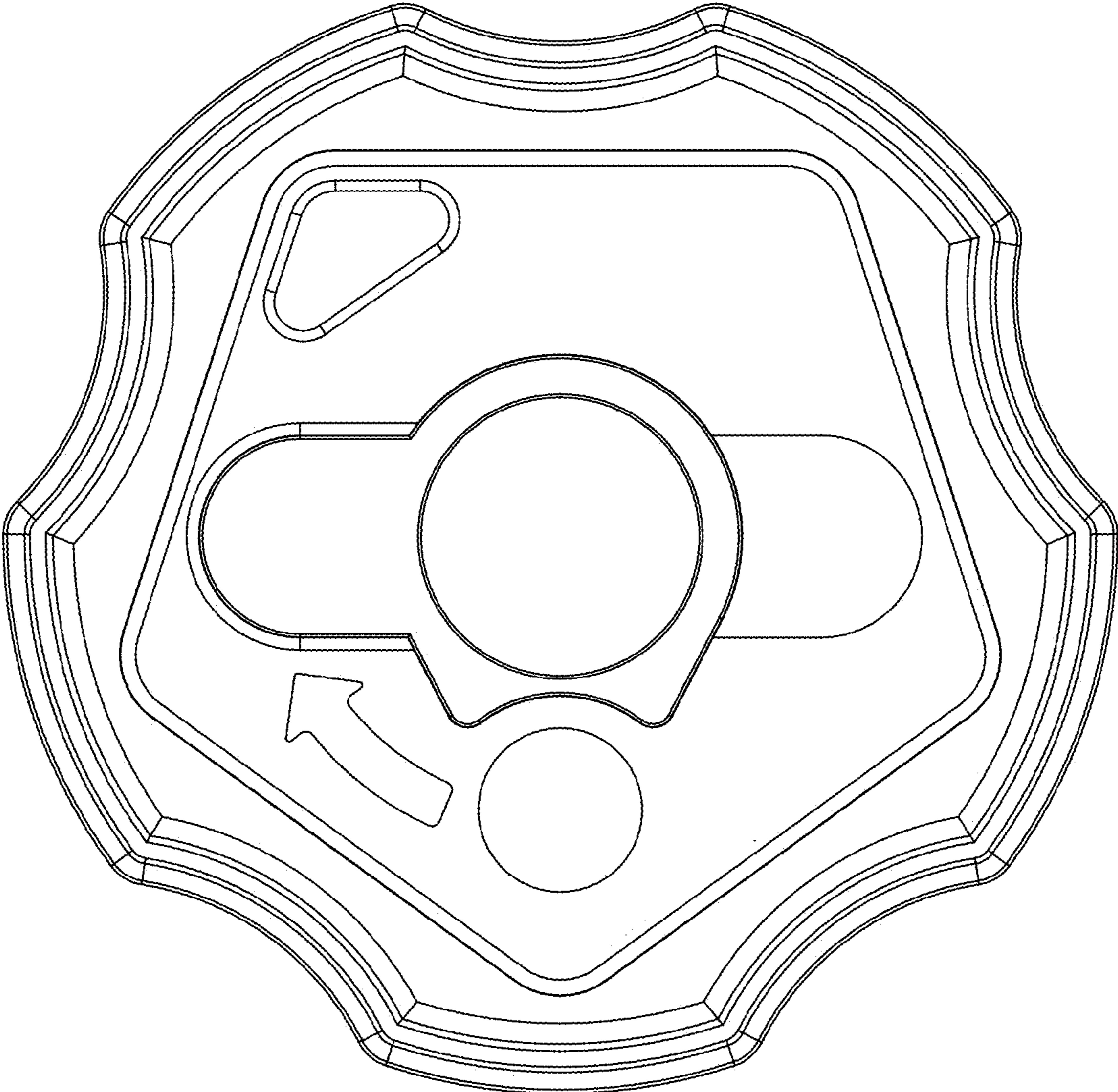


FIG. 7

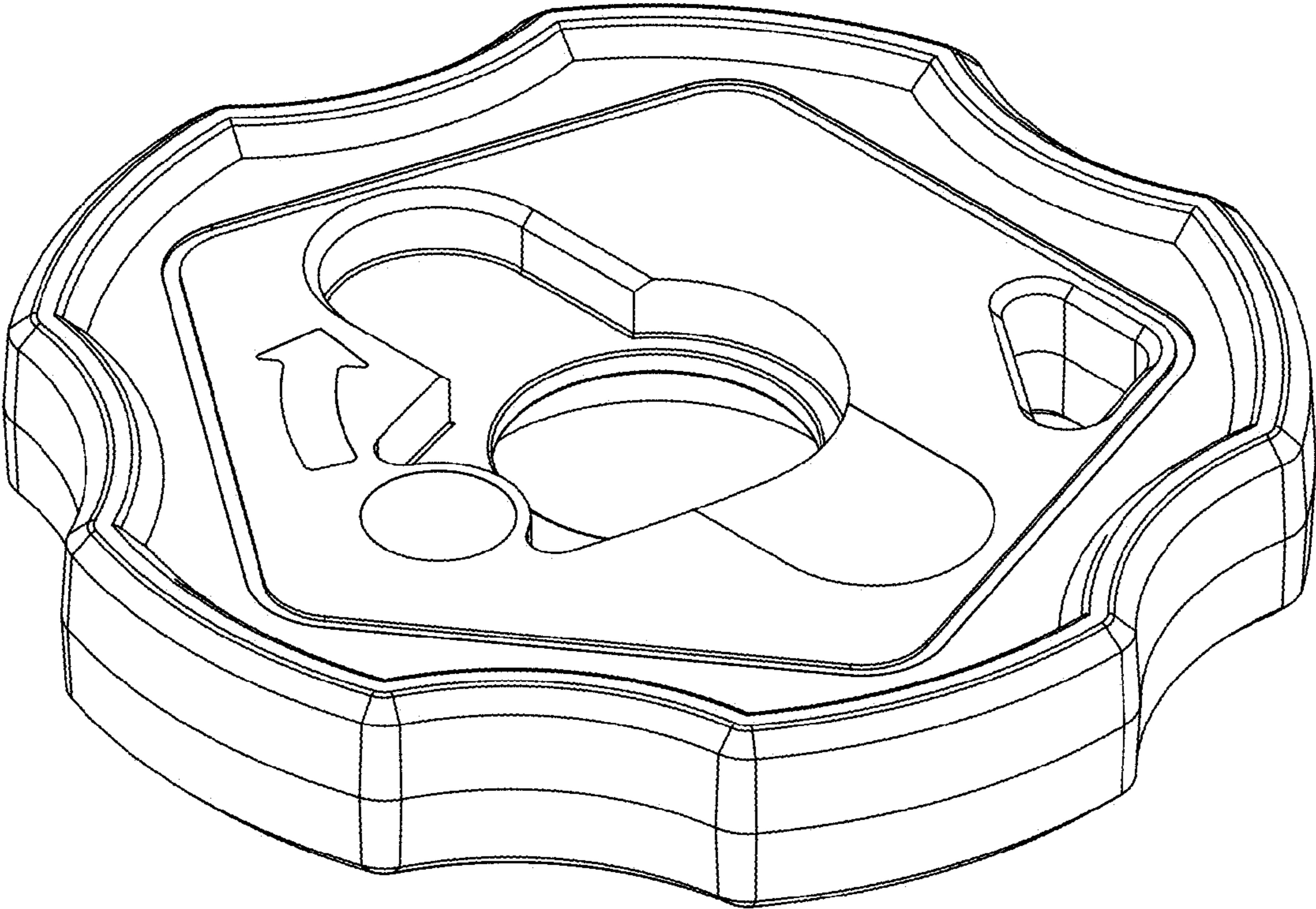


FIG. 8

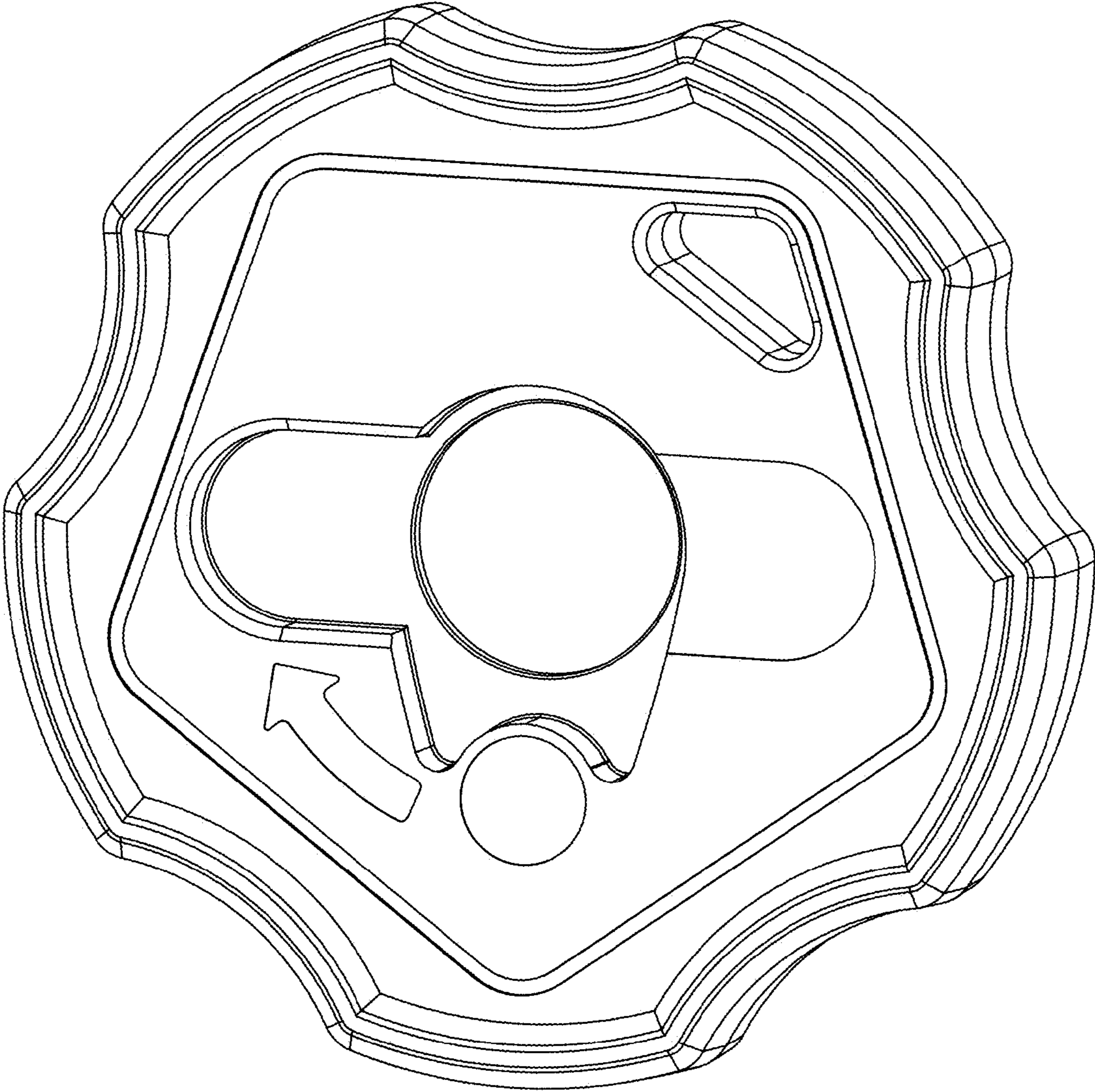


FIG. 9

