



US00D748911S

(12) **United States Design Patent**
Grech

(10) **Patent No.:** **US D748,911 S**
(45) **Date of Patent:** **** Feb. 9, 2016**

(54) **CARRIER FOR A WIRELESS RECEIVER OR TRANSMITTER**

Primary Examiner — Catheri Oliver-Garcia
(74) *Attorney, Agent, or Firm* — James A. Italia; Italia IP

(71) Applicant: **Mark Grech**, Porter Ranch, CA (US)

(72) Inventor: **Mark Grech**, Porter Ranch, CA (US)

(**) Term: **14 Years**

(57) **CLAIM**
The ornamental design for a carrier for a wireless receiver or transmitter, as shown and described.

(21) Appl. No.: **29/497,084**

(22) Filed: **Jul. 21, 2014**

DESCRIPTION

(51) **LOC (10) Cl.** **03-01**

(52) **U.S. Cl.**
USPC **D3/218**

(58) **Field of Classification Search**
USPC D3/215, 218, 224, 226; 224/219, 222,
224/267, 269, 930; 2/311–312
See application file for complete search history.

This application claims benefit of the filing date under 35 USC §120 of the filing date of U.S. Non-Provisional application Ser. No. 13/410,039 filed by Mar. 1, 2012, which, in turn, claims benefit of the filing date of U.S. Non-Provisional application Ser. No. 12/243,870 filed by Oct. 1, 2008, the contents of which are incorporated herein by reference.

(56) **References Cited**

FIG. 1 is a perspective view of a carrier for a wireless receiver or transmitter showing my new design;
FIG. 2 is a rear view thereof;
FIG. 3 is a front view thereof;
FIG. 4 is a right side view thereof;
FIG. 5 is a left side view thereof;
FIG. 6 is a top plan view thereof; and,
FIG. 7 is a bottom plan view thereof.

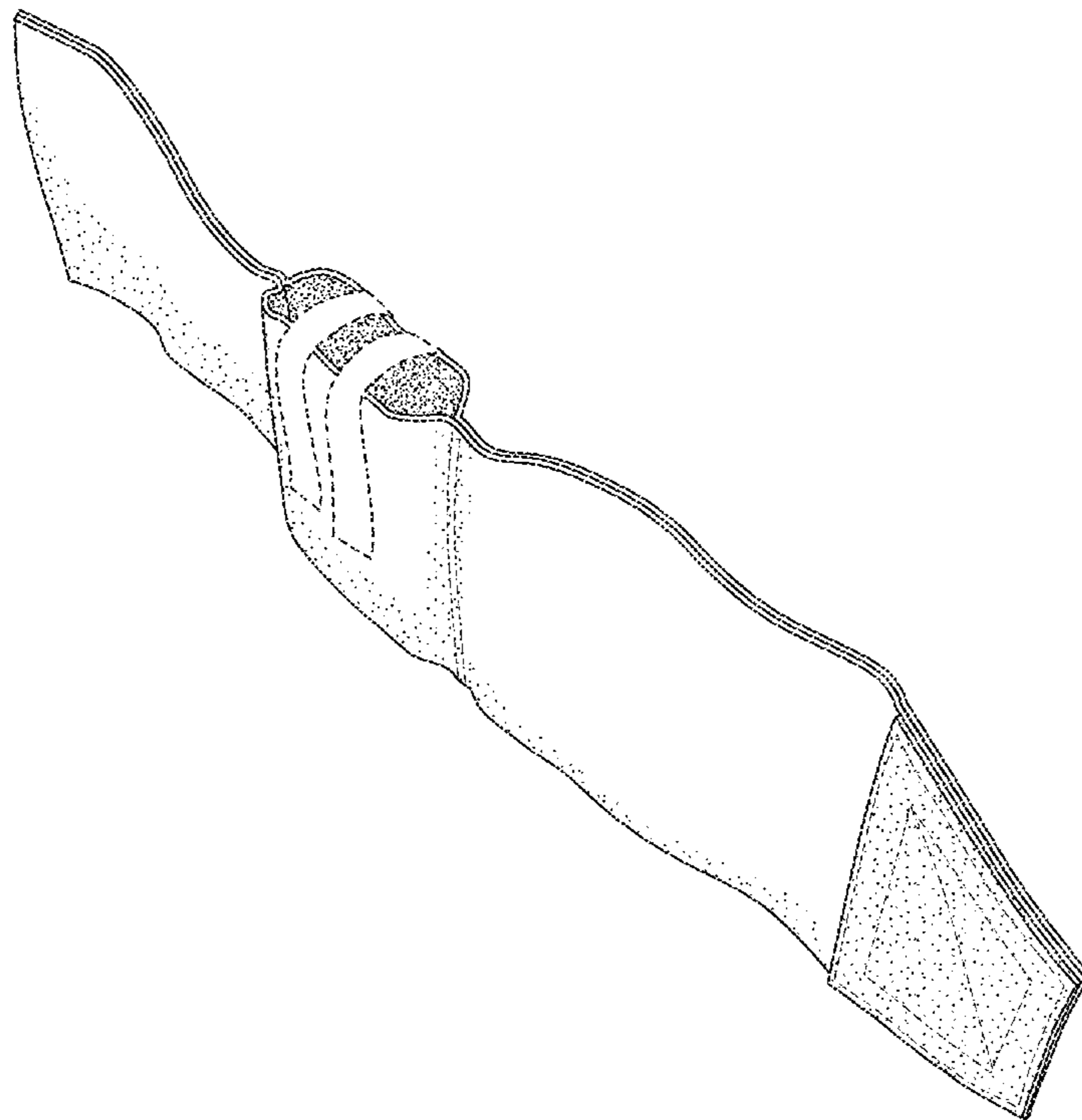
U.S. PATENT DOCUMENTS

4,913,326	A *	4/1990	Echelson	A45F 5/00
					224/222
D420,506	S *	2/2000	Merritt	D3/218
D501,990	S *	2/2005	Carr	D3/215
D526,479	S *	8/2006	Brandenburg	D3/218
D527,893	S *	9/2006	Martz	D3/218
D536,868	S *	2/2007	Jackson	D3/218
D708,846	S *	7/2014	Waldon	D3/218
D722,764	S *	2/2015	Sloan	D3/218
2006/0010578	A1 *	1/2006	Kane	A45F 5/00
					2/311

The broken line is for illustrative purposes only and forms no part of the claimed design. The surface shading illustrated in the drawings is provided merely to highlight the contour of the design; it is not intended to be illustrative of texture or gloss.

* cited by examiner

1 Claim, 2 Drawing Sheets



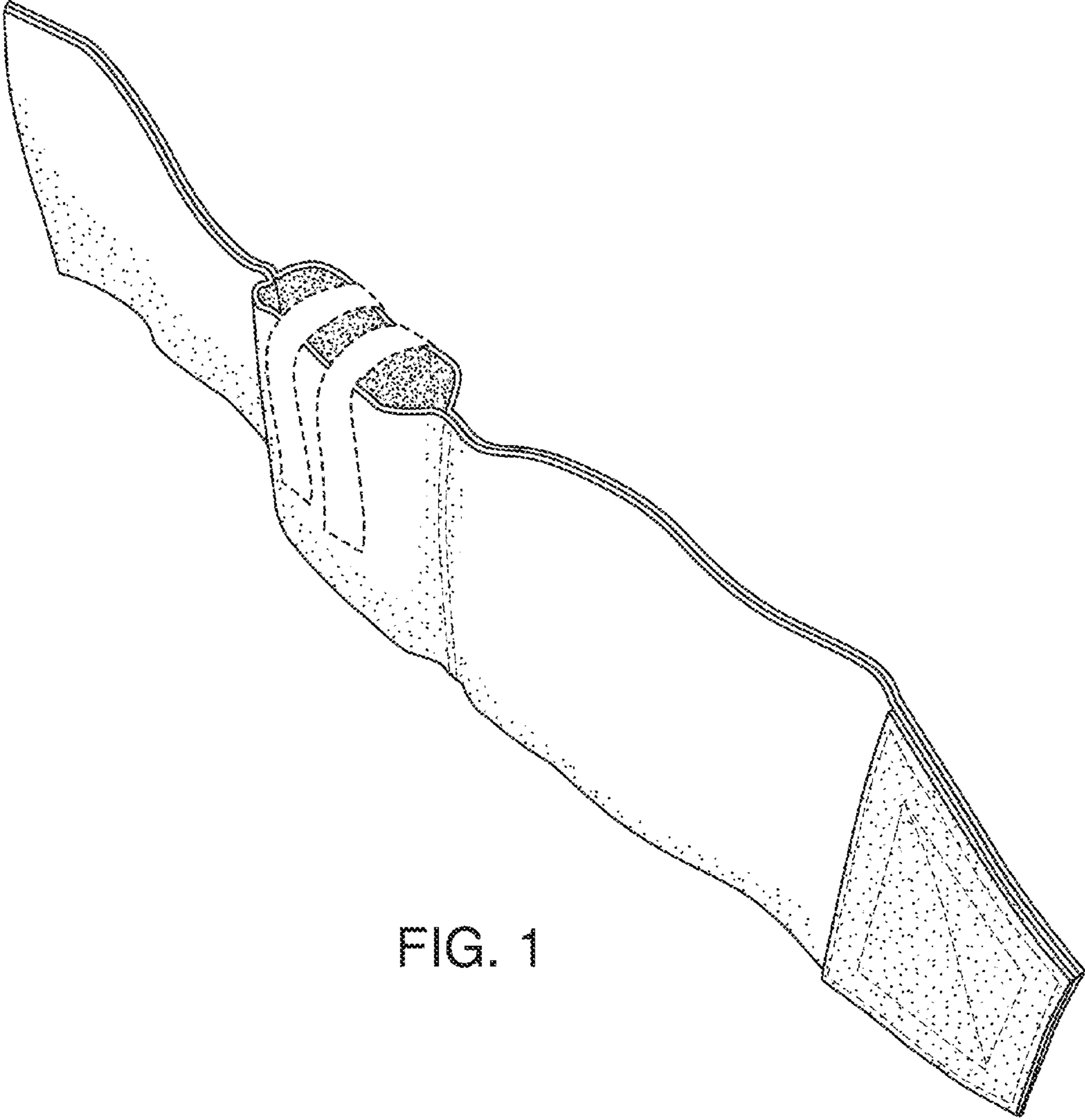


FIG. 1

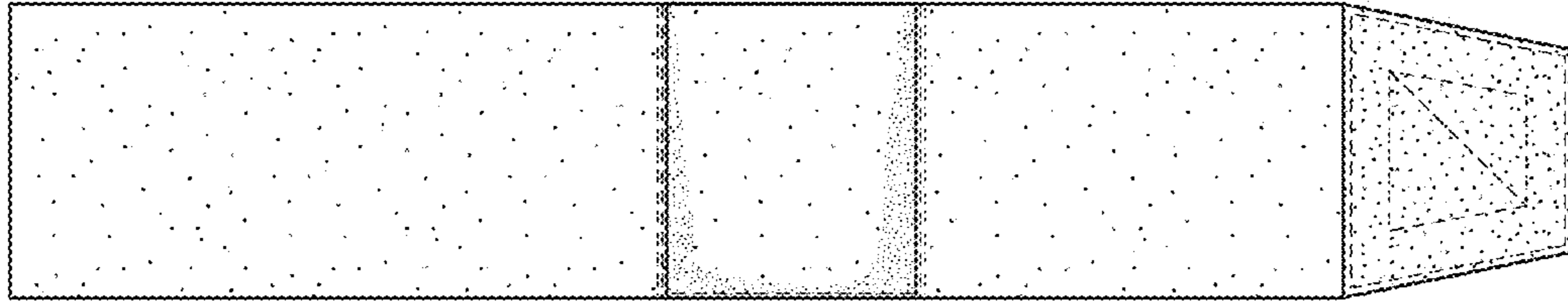


FIG. 2

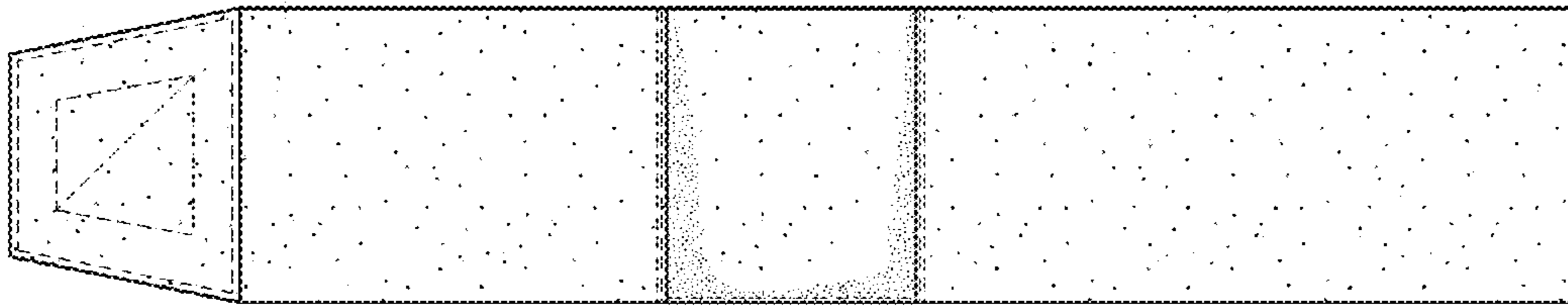


FIG. 3




FIG. 4



FIG. 5



FIG. 6




FIG. 7

UNITED STATES PATENT AND TRADEMARK OFFICE
CERTIFICATE OF CORRECTION

PATENT NO. : D748,911 S
APPLICATION NO. : 29/497084
DATED : February 9, 2016
INVENTOR(S) : Mark Grech

Page 1 of 1

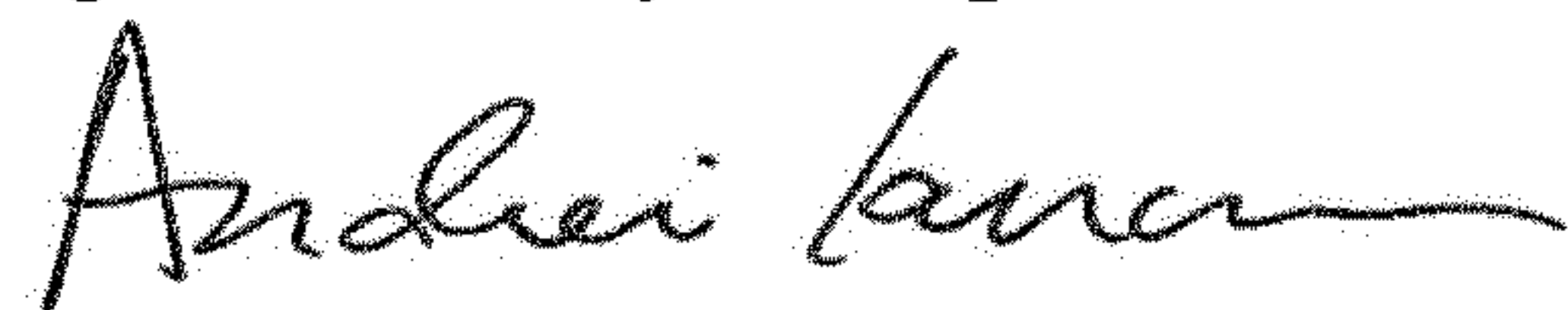
It is certified that error appears in the above-identified patent and that said Letters Patent is hereby corrected as shown below:

On the Title Page

Item (57), under DESCRIPTION:

“This application claims benefit of the filing date under 35 USC §120 of the filing date of U.S. Non-Provisional application Ser. No. 13/410,039 filed by Mar. 1, 2012, which, in turn, claims benefit of the filing date of U.S. Non-Provisional application Ser. No. 12/243,870 filed by Oct. 1, 2008, the contents of which are incorporated herein by reference.” should be deleted.

Signed and Sealed this
Eighteenth Day of September, 2018



Andrei Iancu
Director of the United States Patent and Trademark Office