



US00D748904S

(12) **United States Design Patent**  
**Greenhalgh**

(10) **Patent No.:** **US D748,904 S**  
(45) **Date of Patent:** **\*\* Feb. 9, 2016**

- (54) **SHOE**
- (71) Applicant: **Reebok International Limited**, London (GB)
- (72) Inventor: **John S. Greenhalgh**, Foxboro, MA (US)
- (73) Assignee: **Reebok International Limited**, London (GB)
- (\*\*) Term: **14 Years**
- (21) Appl. No.: **29/450,748**
- (22) Filed: **Mar. 21, 2013**
- (51) **LOC (10) Cl.** ..... **02-04**
- (52) **U.S. Cl.**  
USPC ..... **D2/969**
- (58) **Field of Classification Search**  
USPC ..... D2/896, 902, 905, 906, 907, 908, 929,  
D2/943, 944, 945, 969, 972, 977; 36/83,  
36/113, 114, 115, 126-131, 3 A, 45, 46.5,  
36/57  
CPC ..... A43B 7/96; A43B 7/08; A43B 7/081;  
A43B 7/082; A43B 7/084; A43B 7/085;  
A43B 23/02; A43B 23/0205; A43B 23/021;  
A43B 23/0245; A43B 23/04; A43B 23/042;  
A43B 23/026; A43B 5/00; A43B 5/001;  
A43B 5/002; A43B 5/008; A43B 5/02;  
A43B 5/025; A43B 5/06; A43B 5/08; A43B  
5/10; A43B 5/14  
See application file for complete search history.

D577,888 S *	10/2008	Horne et al.	.....	D2/969
D636,575 S *	4/2011	Raysse	.....	D2/969
D644,017 S *	8/2011	Yi	.....	D2/969
D662,299 S *	6/2012	Raysse	.....	D2/969
D662,302 S *	6/2012	Teng-Lee	.....	D2/969
8,429,835 B2 *	4/2013	Dojan et al.	.....	36/3 A
D681,931 S *	5/2013	Raysse	.....	D2/969
D687,218 S *	8/2013	Teng-Lee	.....	D2/969
D688,857 S *	9/2013	Teng-Lee	.....	D2/969
D702,930 S *	4/2014	Rademacher	.....	D2/969
D702,931 S *	4/2014	Raysse	.....	D2/969
D707,939 S *	7/2014	McCourt	.....	D2/969
D707,940 S *	7/2014	Lonigan	.....	D2/969
D713,630 S *	9/2014	Lonigan	.....	D2/969
D722,760 S *	2/2015	Lane	.....	D2/969
D726,401 S *	4/2015	Teeter	.....	D2/969

\* cited by examiner

*Primary Examiner* — Elizabeth J Oswecki  
(74) *Attorney, Agent, or Firm* — Sterne, Kessler, Goldstein & Fox P.L.L.C.


(57) **CLAIM**  
The ornamental design for a shoe, as shown and described.

**DESCRIPTION**

FIG. 1 is a top front perspective view of a shoe showing our new design;  
FIG. 2 is a left side view thereof;  
FIG. 3 is a right side view thereof;  
FIG. 4 is a top plan view thereof;  
FIG. 5 is a front view thereof; and,  
FIG. 6 is a rear view thereof.  
The different stippling patterns represent a contrast in appearance of material.  
The broken lines shown in the drawings represent portions of the shoe that form no part of the claimed design.  
The dashed-dot-dashed line represents the boundary lines of the claimed design.

**1 Claim, 5 Drawing Sheets**

- (56) **References Cited**  
U.S. PATENT DOCUMENTS  
4,616,432 A \* 10/1986 Bunch et al. .... 36/50.1  
4,785,558 A \* 11/1988 Shiomura ..... 36/114  
D561,451 S \* 2/2008 Belley et al. .... D2/969  
D570,084 S \* 6/2008 Henderson ..... D2/969



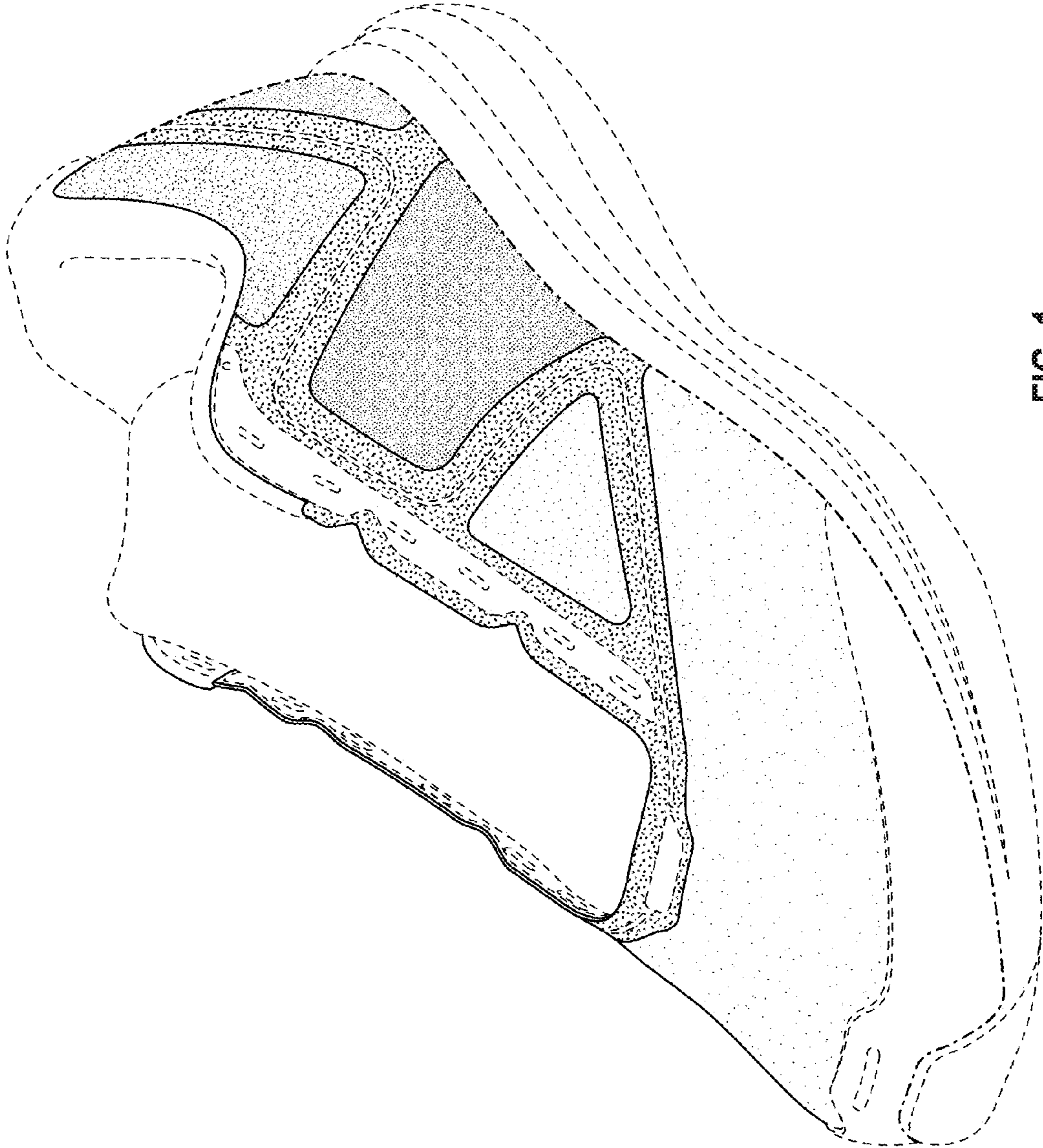


FIG. 1



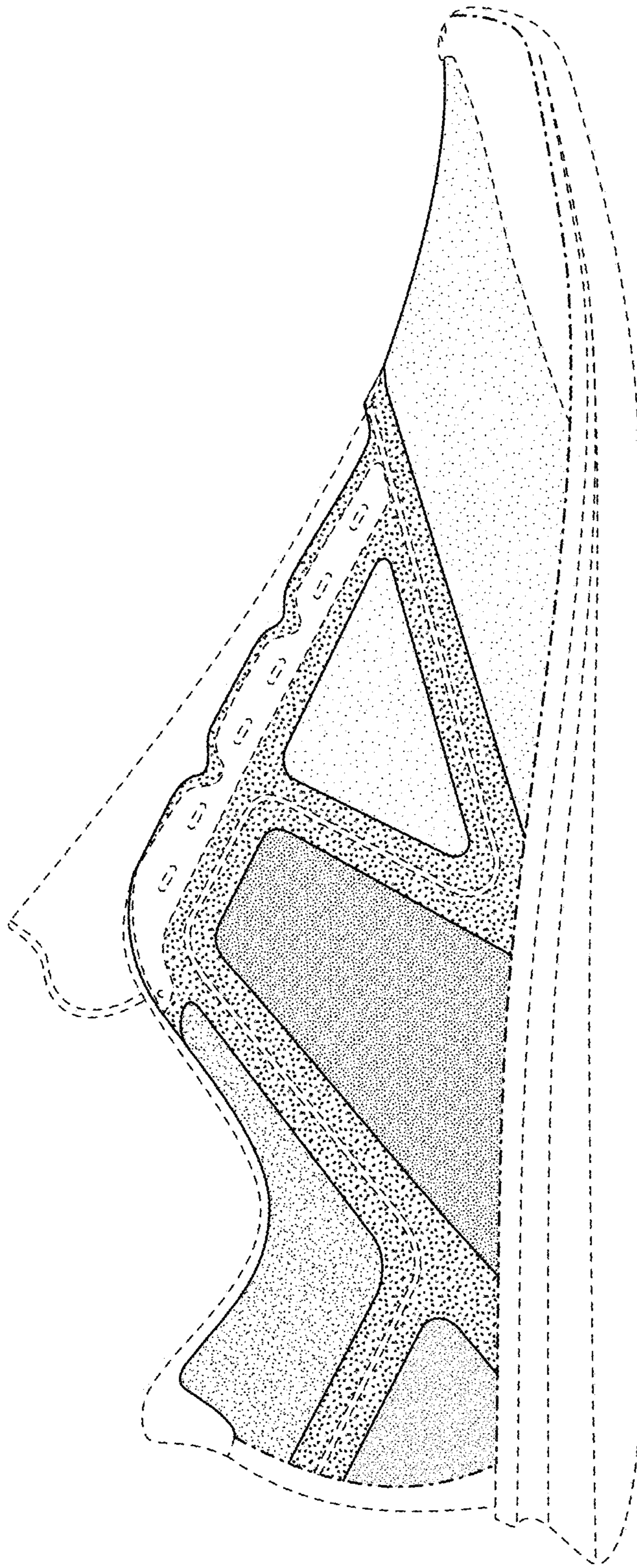


FIG. 2

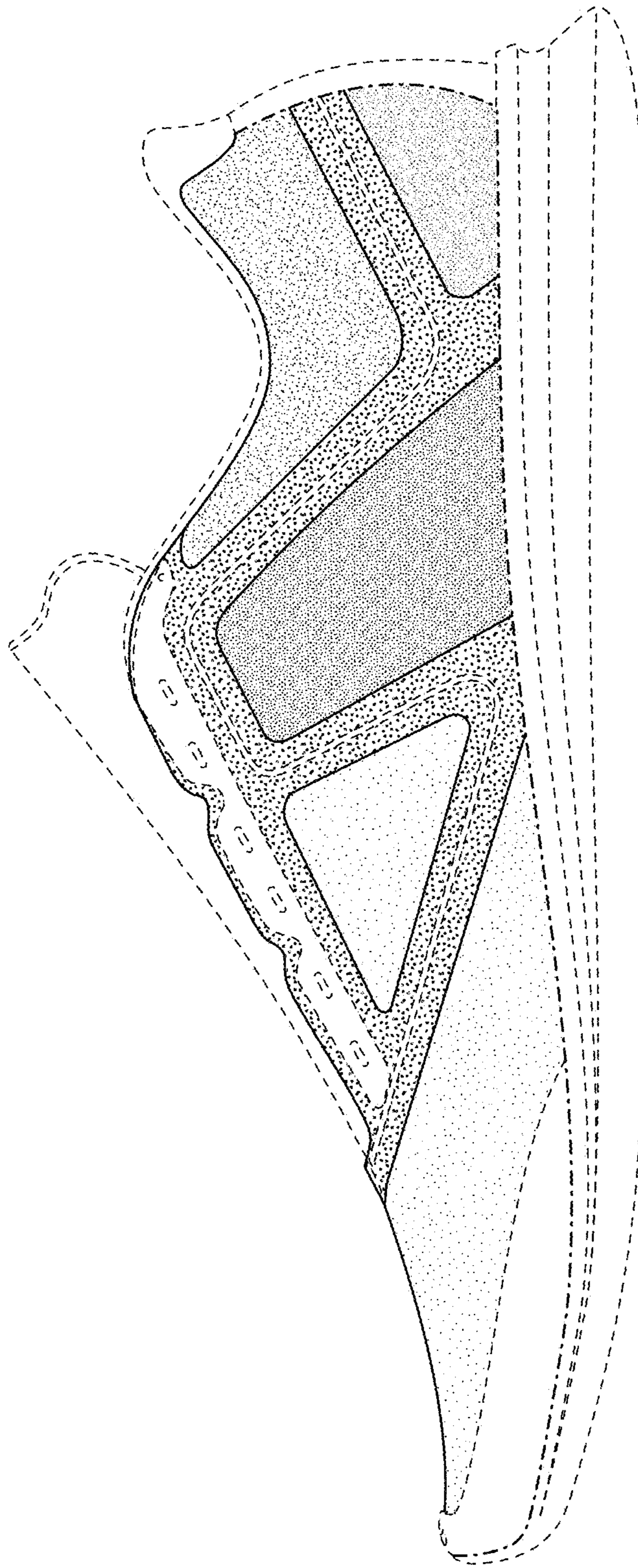


FIG. 3

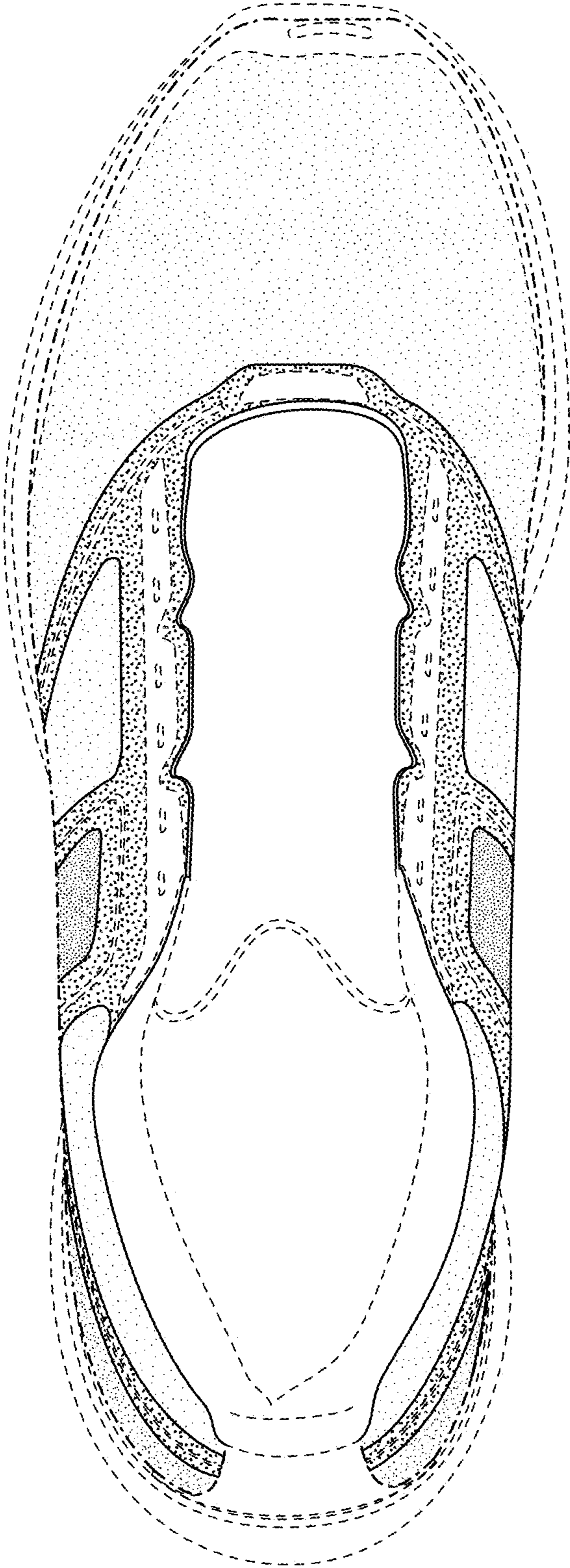


FIG. 4



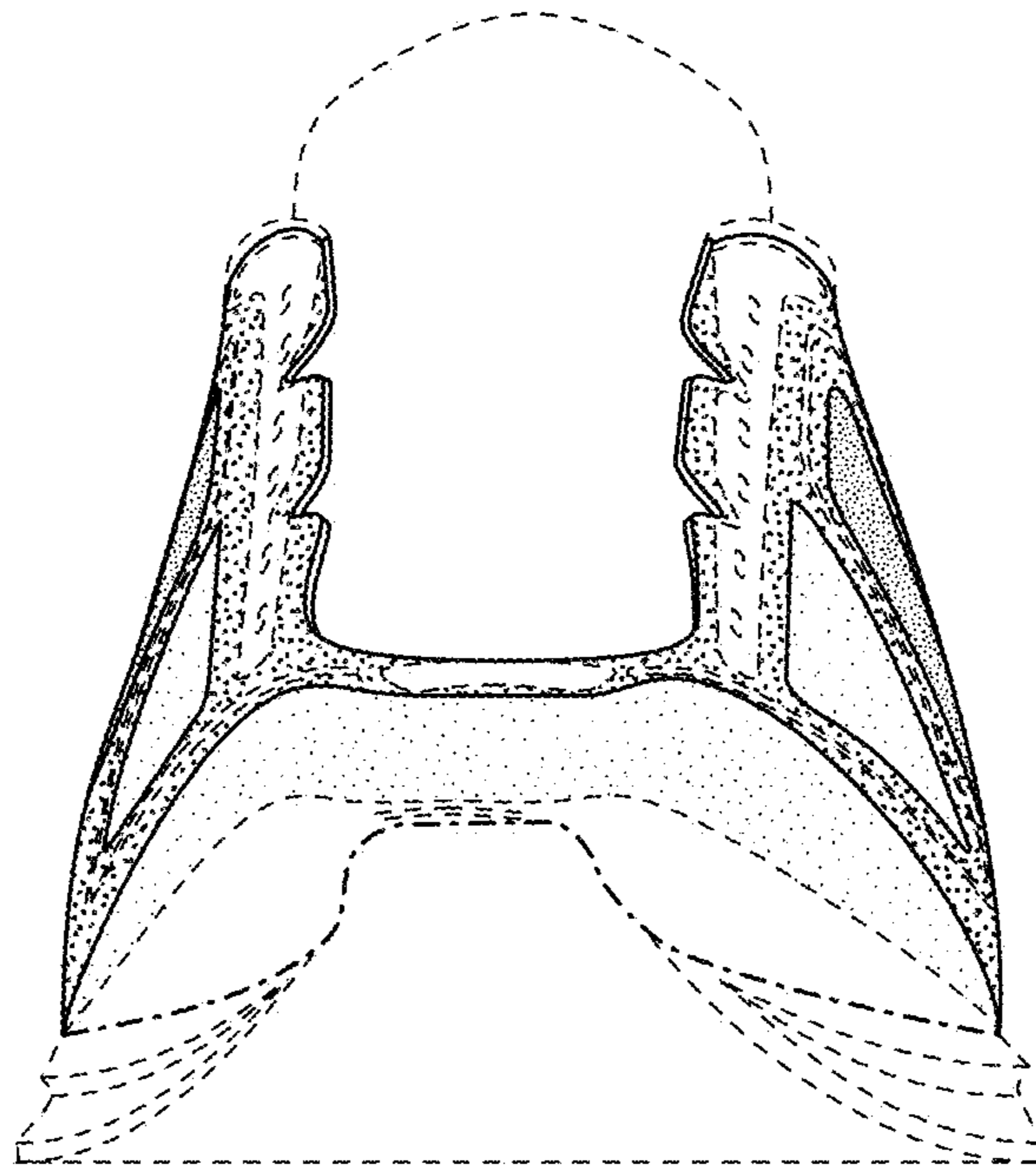


FIG. 5

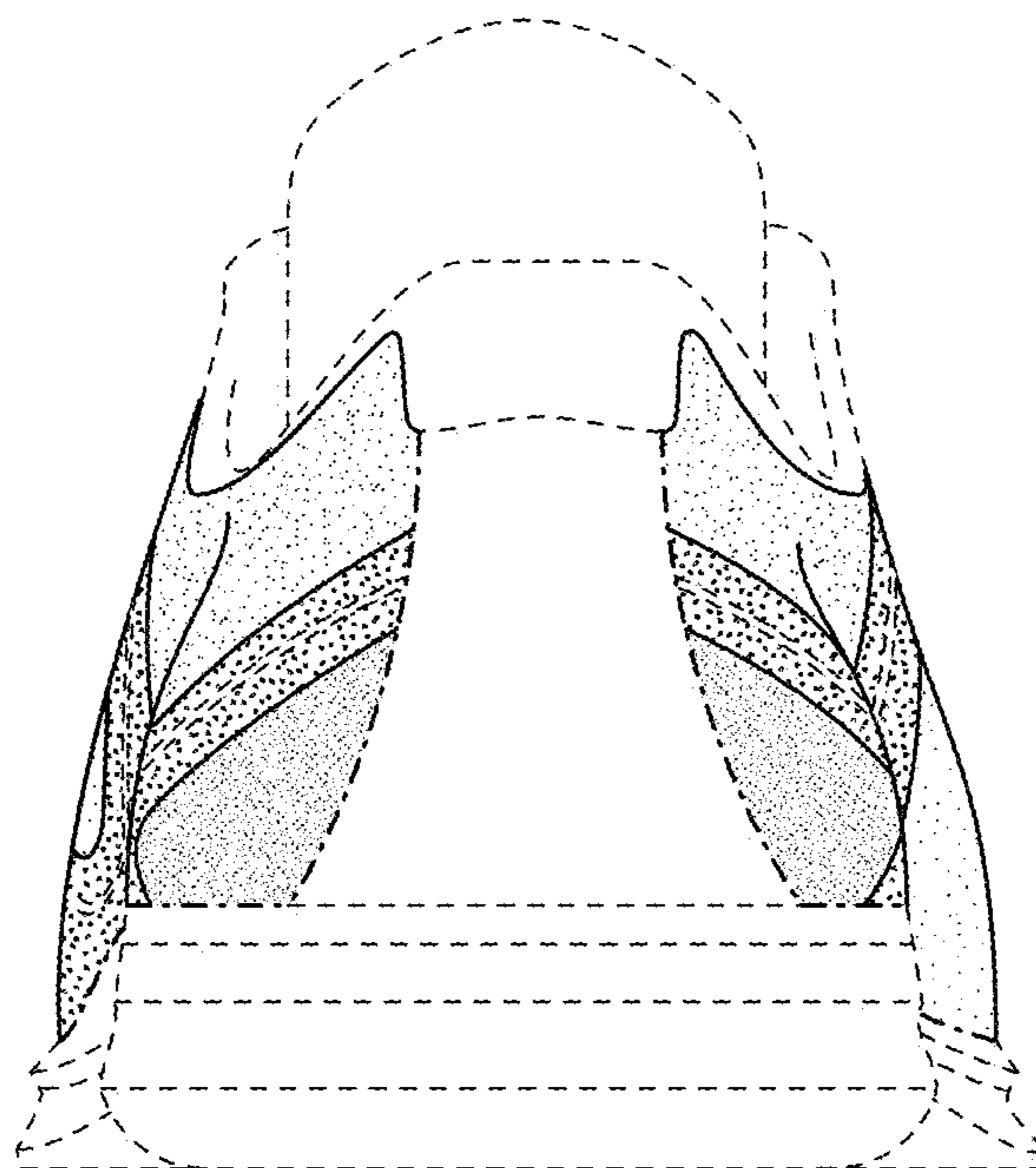


FIG. 6