



US00D748902S

(12) **United States Design Patent**
Humphrey et al.

(10) **Patent No.:** **US D748,902 S**

(45) **Date of Patent:** **** Feb. 9, 2016**

(54) **SHOE**

(71) Applicant: **Brooks Sports, Inc.**, Bothell, WA (US)

(72) Inventors: **Pete Humphrey**, Mill Creek, WA (US);
Andre Kriwet, Münster (DE); **Indrajith**
Joseph Gunasekara, Seattle, WA (US)

(73) Assignee: **Brooks Sports, Inc.**, Seattle, WA (US)

(**) Term: **14 Years**

(21) Appl. No.: **29/478,171**

(22) Filed: **Dec. 31, 2013**

(51) **LOC (10) Cl.** **02-04**

(52) **U.S. Cl.**
USPC **D2/953**; D2/951; D2/960

(58) **Field of Classification Search**
USPC D2/902, 906, 908, 916, 918, 925,
D2/946-962, 977; 36/3 B, 22 R, 24.5, 25 R,
36/28, 32 R, 34 R, 59 C, 67 A, 103
CPC A43B 13/00; A43B 13/02; A43B 13/023;
A43B 13/026; A43B 13/04; A43B 13/08;
A43B 13/10; A43B 13/12; A43B 13/14;
A43B 13/141; A43B 13/143; A43B 13/16;
A43B 13/18; A43B 13/181; A43B 13/187;
A43B 13/189; A43B 13/20; A43B 13/22;
A43B 13/223; A43B 13/24; A43B 13/28;
A43B 13/30; A43B 13/32; A43B 13/34;
A43B 13/36

See application file for complete search history.

(56) **References Cited**

U.S. PATENT DOCUMENTS

5,185,943 A * 2/1993 Tong et al. 36/28
D412,051 S * 7/1999 Fogg D2/959
D414,594 S * 10/1999 Parisotto D2/959

D495,860 S * 9/2004 Kubo et al. D2/960
D512,818 S * 12/2005 Mitani et al. D2/953
D515,290 S * 2/2006 Sonnergren D2/954
D543,340 S * 5/2007 Favreau et al. D2/960
7,353,625 B2 * 4/2008 Ellis et al. 36/29
D571,086 S * 6/2008 Yamashita et al. D2/953
D574,130 S * 8/2008 Le D2/956
D580,137 S * 11/2008 Andersen et al. D2/952
D586,544 S * 2/2009 Fuerst D2/959
7,895,773 B2 * 3/2011 Robinson et al. 36/127
8,082,684 B2 * 12/2011 Munns 36/25 R
D657,941 S * 4/2012 Bramani et al. D2/902
D660,564 S * 5/2012 Hassoun D2/917
D662,695 S * 7/2012 McVicker et al. D2/902
D663,927 S * 7/2012 Teng-Lee D2/947
8,635,785 B2 * 1/2014 Seo 36/25 R
D707,932 S * 7/2014 Lonigan D2/957
D710,078 S * 8/2014 Joseph D2/957
D712,122 S * 9/2014 Tucker et al. D2/953
2003/0196353 A1 * 10/2003 Baek 36/113
2006/0117604 A1 * 6/2006 Fusco 36/25 R

(Continued)

Primary Examiner — T. Chase Nelson

(74) *Attorney, Agent, or Firm* — Perkins Coie LLP

(57) **CLAIM**

The ornamental design for a shoe, as shown and described.

DESCRIPTION

FIG. 1 is a front isometric view of a shoe showing our new design.

FIG. 2 is a front elevation view thereof.

FIG. 3 is a back elevation view thereof.

FIG. 4 is a left side elevation view thereof.

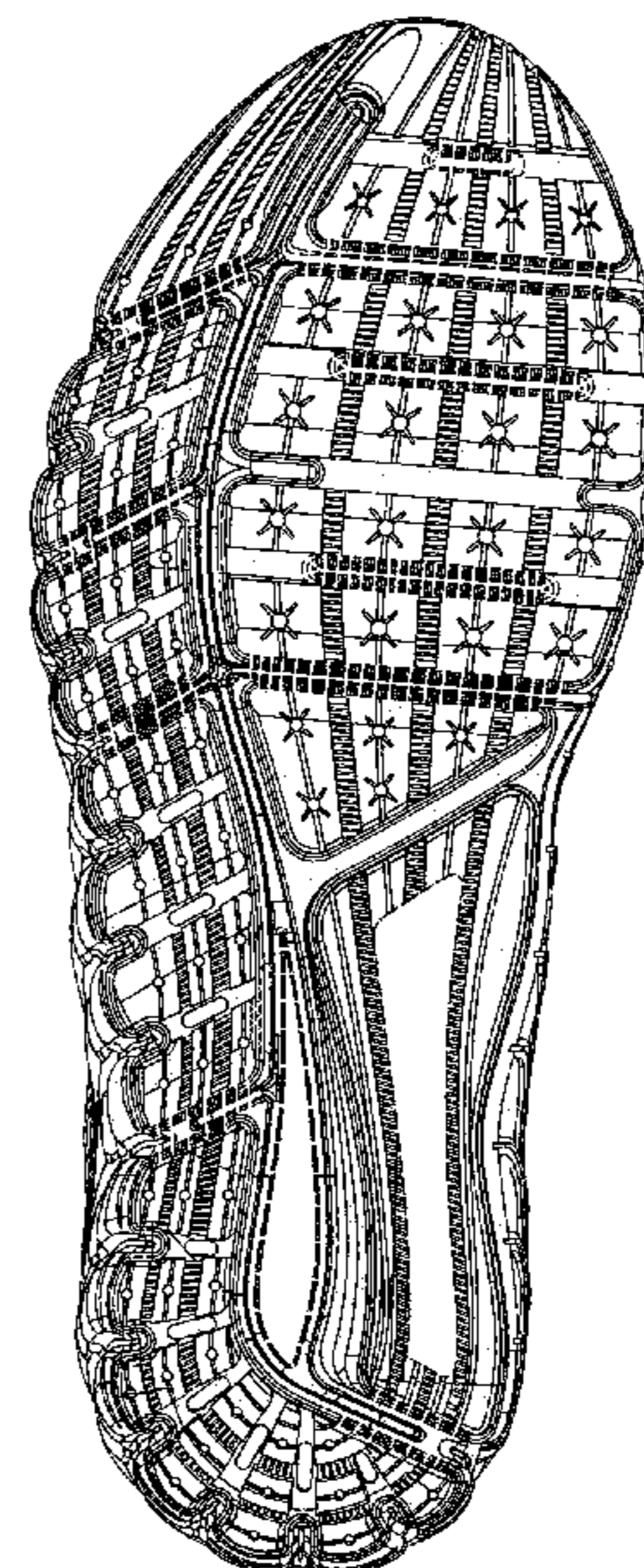

FIG. 5 is a right side elevation view thereof.

FIG. 6 is a top plan view thereof; and,

FIG. 7 is a bottom plan view thereof.

The broken lines in the Figures are for purposes of illustrating portions of the shoe that form no part of the claimed design.

1 Claim, 7 Drawing Sheets



US D748,902 S

Page 2

(56)

References Cited

U.S. PATENT DOCUMENTS

2006/0265905	A1 *	11/2006	Chandler et al.	36/25 R	2010/0024253	A1 *	2/2010	Boyle et al.	36/114
2007/0119073	A1 *	5/2007	Brewer et al.	36/3 B	2010/0281711	A1 *	11/2010	Vestuti et al.	36/28
2008/0289221	A1 *	11/2008	Munns	36/89	2011/0016746	A1 *	1/2011	Callahan et al.	36/28
					2012/0079747	A1 *	4/2012	Seo	36/25 R
					2013/0081304	A1 *	4/2013	Abshire	36/28

* cited by examiner




Fig. 1

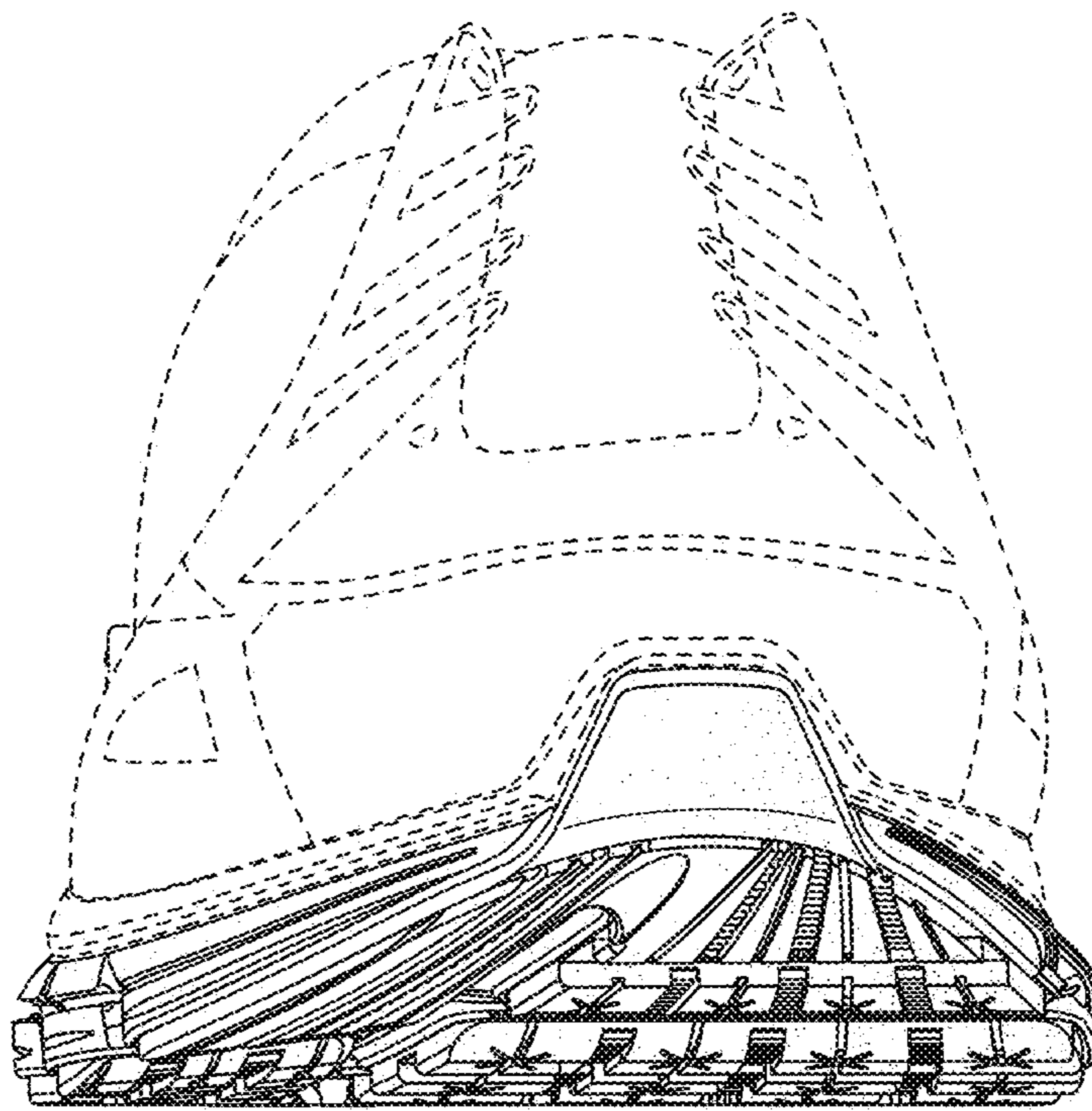


Fig. 2

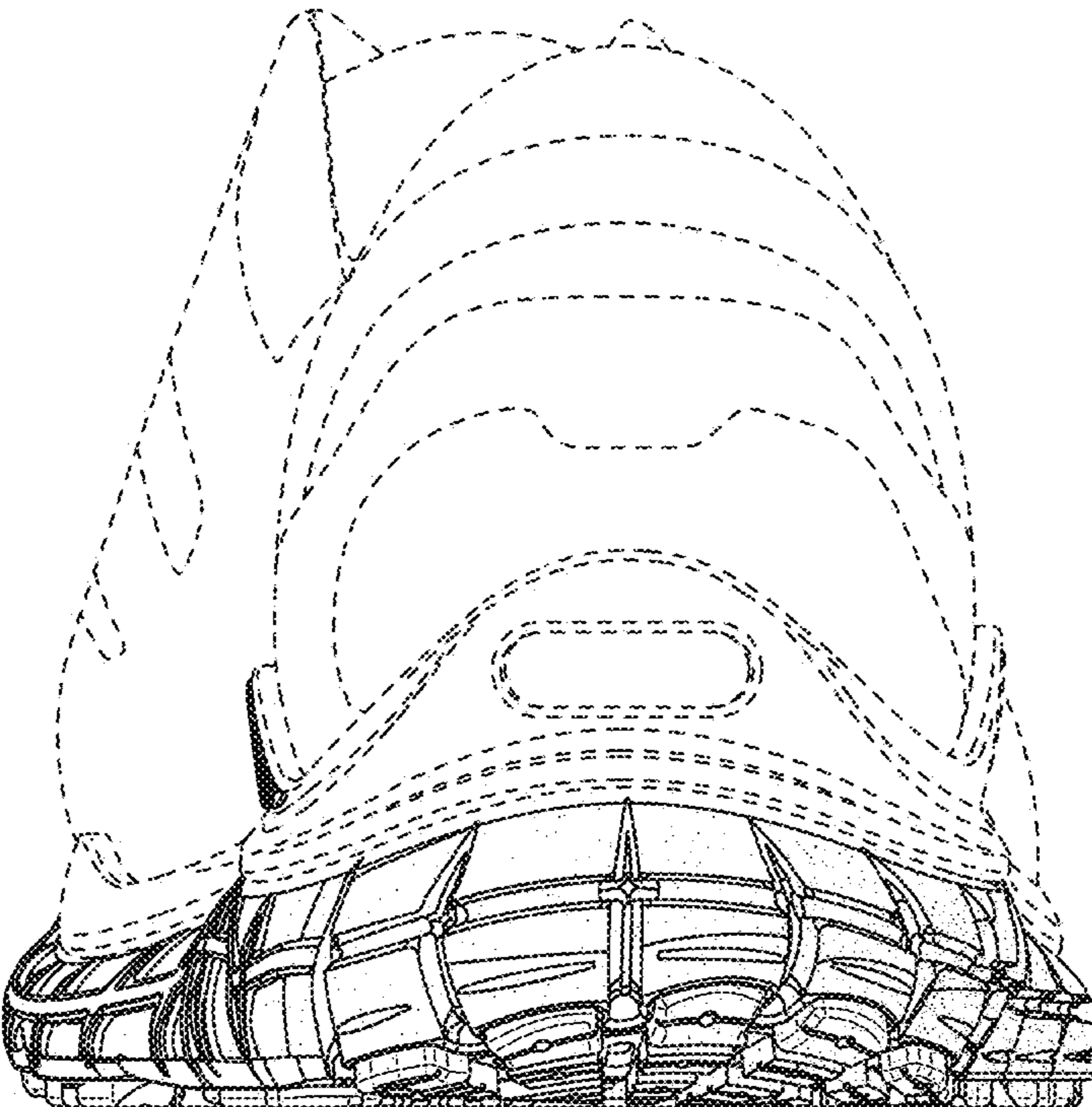


Fig. 3

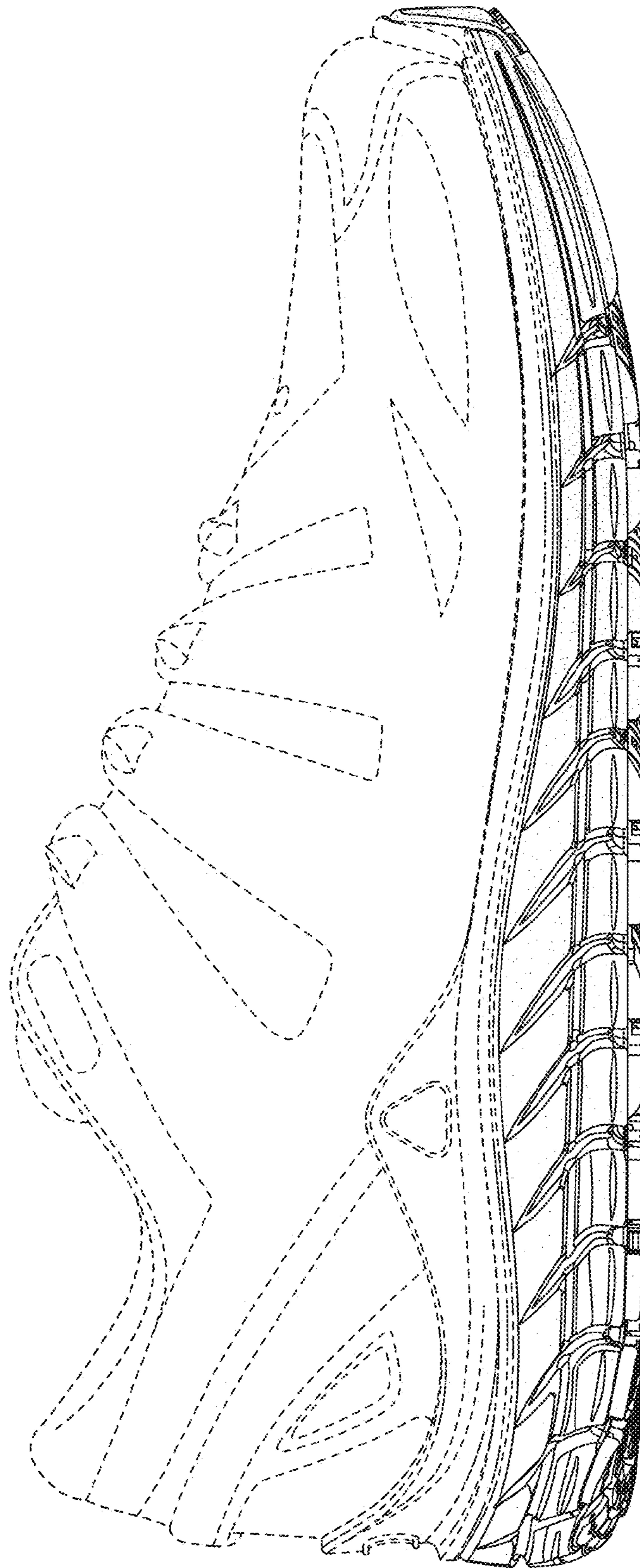


Fig. 4

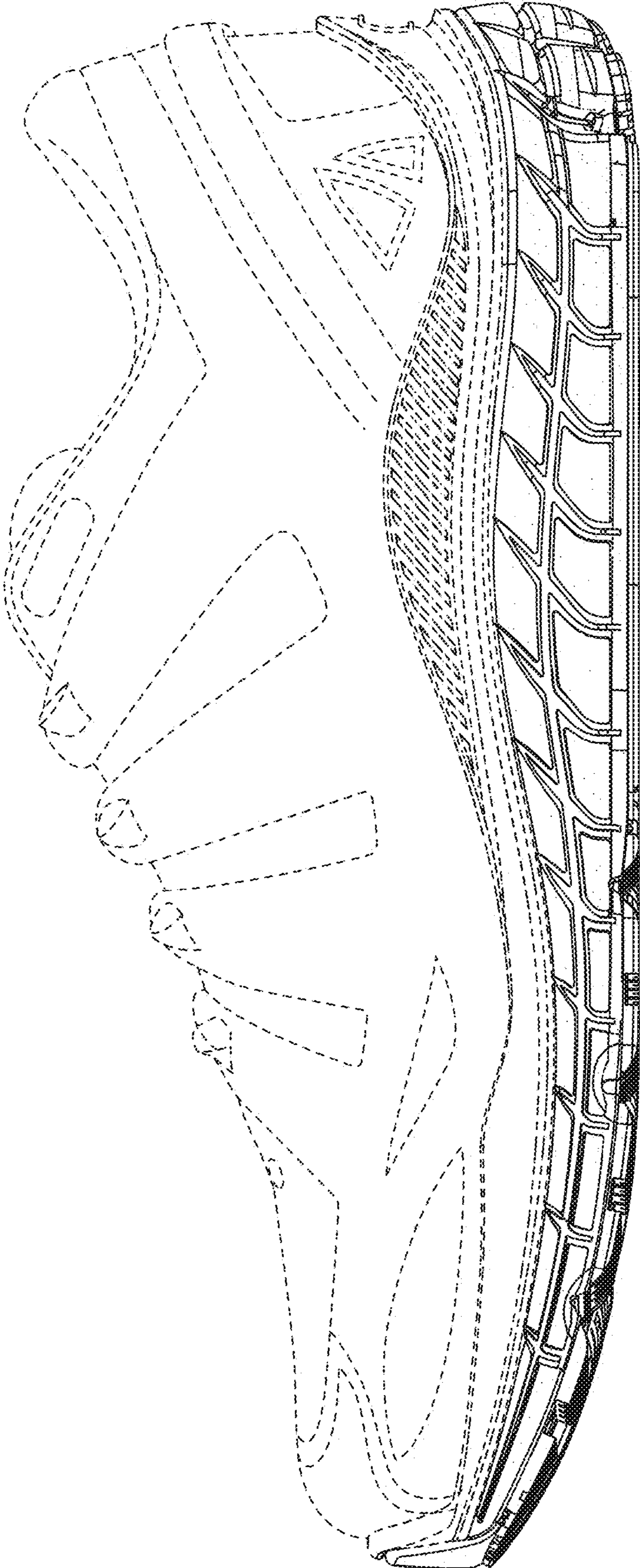


Fig. 5

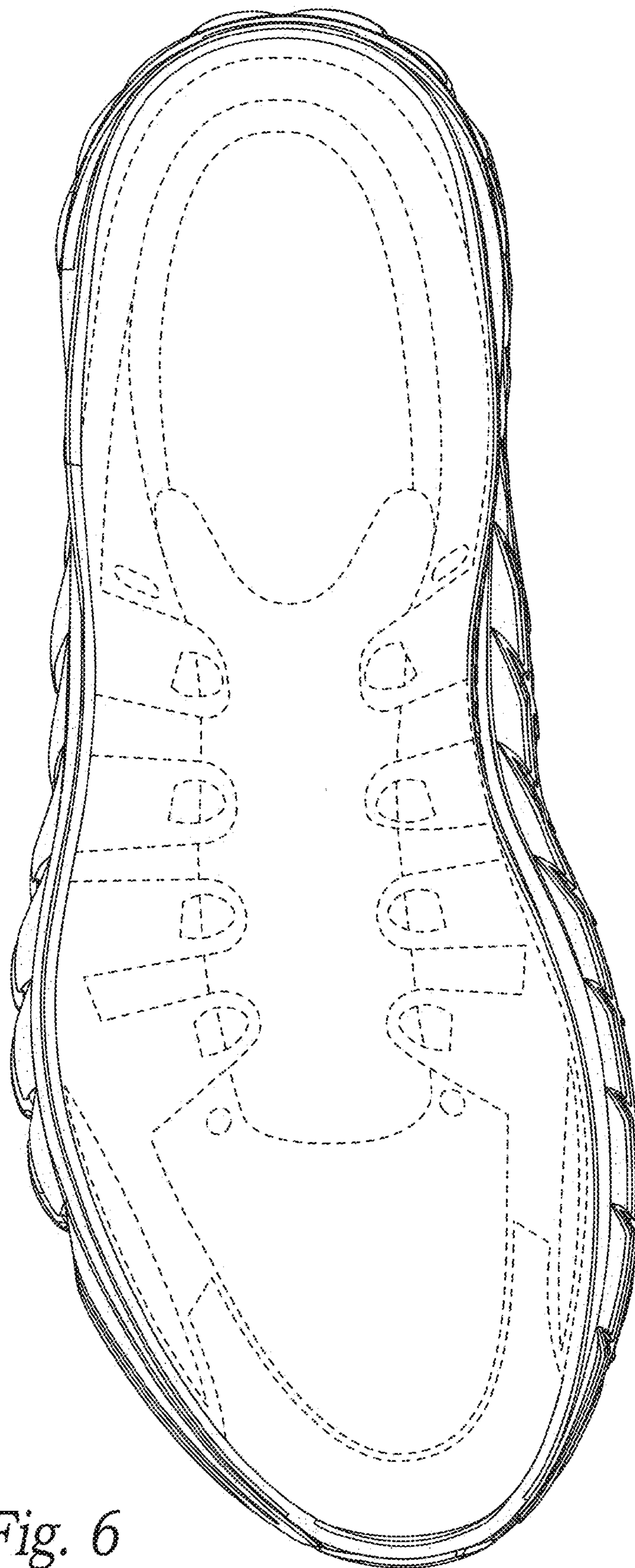


Fig. 6

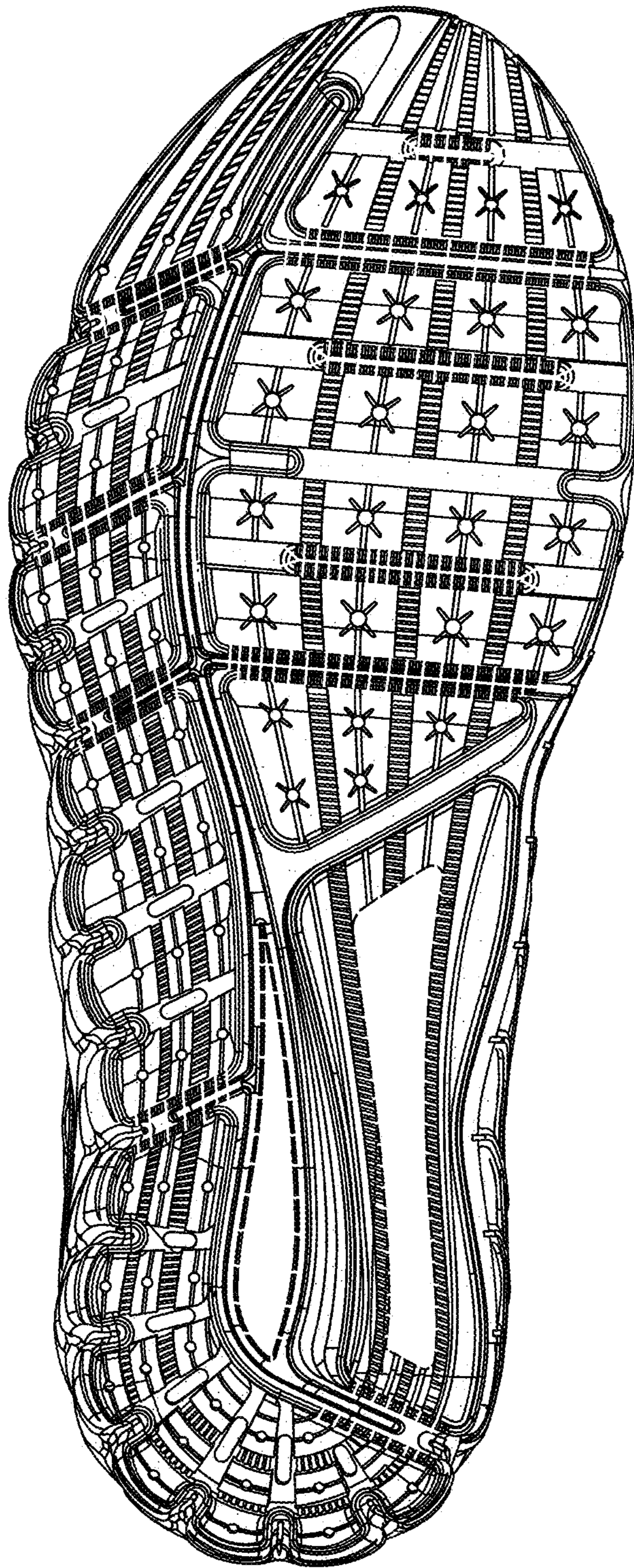


Fig. 7