



US00D748901S

(12) **United States Design Patent**
Weitzman

(10) **Patent No.:** **US D748,901 S**

(45) **Date of Patent:** **** Feb. 9, 2016**

(54) **SOLE OF A WOMAN'S SHOE**

(71) Applicant: **STUART WEITZMAN IP, LLC**, Ft. Lauderdale, FL (US)

(72) Inventor: **Stuart Weitzman**, New York, NY (US)

(73) Assignee: **Stuart Weitzman IP, LLC**, Ft. Lauderdale, FL (US)

(**) Term: **14 Years**

(21) Appl. No.: **29/511,656**

(22) Filed: **Dec. 12, 2014**

(51) **LOC (10) Cl.** **02-04**

(52) **U.S. Cl.**
USPC **D2/950; D2/951**

(58) **Field of Classification Search**

USPC D2/902, 906, 908, 916, 918, 925,
D2/946-962, 977; 36/3 B, 22 R, 24.5, 25 R,
36/28, 32 R, 34 R, 59 C, 67 A, 103
CPC A43B 13/00; A43B 13/02; A43B 13/023;
A43B 13/026; A43B 13/04; A43B 13/08;
A43B 13/10; A43B 13/12; A43B 13/14;
A43B 13/141; A43B 13/143; A43B 13/16;
A43B 13/18; A43B 13/181; A43B 13/187;
A43B 13/189; A43B 13/20; A43B 13/22;
A43B 13/223; A43B 13/24; A43B 13/28;
A43B 13/30; A43B 13/32; A43B 13/34;
A43B 13/36

See application file for complete search history.

(56) **References Cited**

U.S. PATENT DOCUMENTS

1,433,309 A * 10/1922 Stimpson 36/8.1
1,869,257 A * 7/1932 Hitzler 36/3 R
1,911,694 A * 5/1933 Just 36/103
D91,535 S * 2/1934 Morali D2/932

D302,350 S * 7/1989 Choi D2/955
D333,211 S * 2/1993 Foster D2/955
D383,085 S * 9/1997 Nyqvist D11/86

(Continued)

OTHER PUBLICATIONS

U.S. Appl. No. 29/511,649, filed Dec. 12, 2014, Stuart Weitzman.

(Continued)

Primary Examiner — T. Chase Nelson

(74) *Attorney, Agent, or Firm* — Gottlieb, Rackman & Reisman, P.C.

(57) **CLAIM**

The ornamental design for the sole of a woman's shoe, as shown and described.

DESCRIPTION

FIGS. 1-4 show an embodiment of a sole of a left woman's shoe showing my design;

FIG. 1 is an outside rear perspective view of the embodiment of the sole of a woman's shoe;

FIG. 2 is a side perspective view of the embodiment thereof taken from the outside and below the center line;

FIG. 3 is a rear plan view of the embodiment thereof;

FIG. 4 is a bottom plan view of the embodiment thereof;

FIGS. 5-8 show an embodiment of a sole of a right woman's shoe showing my design;

FIG. 5 is an outside rear perspective view of the embodiment of the sole of a woman's shoe;

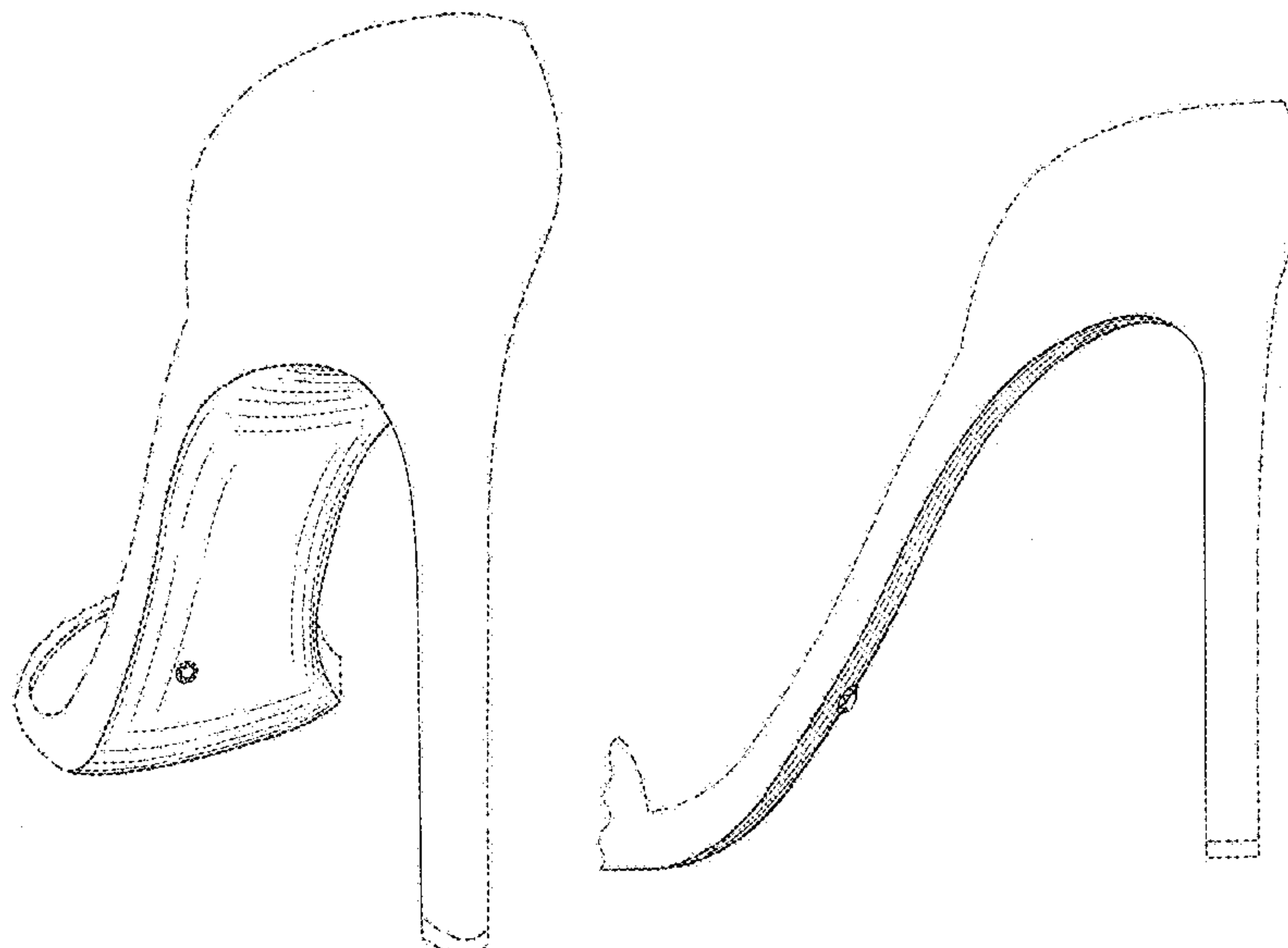
FIG. 6 is a side perspective view of the embodiment thereof taken from the outside and below the center line;

FIG. 7 is a rear plan view of the embodiment thereof; and,

FIG. 8 is a bottom plan view of the embodiment thereof.

Any broken lines of FIGS. 1-8 are for purposes of illustrating unclaimed portions of the sole as well as unclaimed environmental structure, and form no part of the claimed design.

1 Claim, 8 Drawing Sheets



(56)

References Cited

U.S. PATENT DOCUMENTS

D512,207 S * 12/2005 Choi D2/946
 D518,627 S * 4/2006 Weitzman D2/925
 D525,421 S * 7/2006 Choi D2/977
 D530,076 S * 10/2006 Choi D2/976
 D542,020 S * 5/2007 Choi D2/976
 D545,039 S * 6/2007 Weitzman et al. D2/971
 D557,483 S * 12/2007 Young et al. D2/946
 D571,095 S * 6/2008 Clifford D2/972
 D571,543 S * 6/2008 Sungadi D2/959
 D580,648 S * 11/2008 Choi D2/976
 D582,137 S * 12/2008 Choi D2/925
 D582,139 S * 12/2008 Choi D2/965
 D582,637 S * 12/2008 Guers-Neyraud D2/925
 D591,938 S * 5/2009 Beauger D2/923
 D595,034 S * 6/2009 Van Hulle D2/925
 D607,187 S * 1/2010 Hermann D2/930
 D637,801 S * 5/2011 Jankowski D2/925

D637,802 S * 5/2011 Jankowski D2/939
 D656,717 S * 4/2012 Abramowitz D2/946
 D664,332 S * 7/2012 Garcia Mira D2/925
 D664,333 S * 7/2012 Garcia Mira D2/939
 D683,528 S * 6/2013 Sungadi D2/957
 D707,430 S * 6/2014 Feeney et al. D2/954
 D712,124 S * 9/2014 Truelsen D2/957
 D716,536 S * 11/2014 Silverman D2/954
 D724,295 S * 3/2015 Dodge et al. D2/954
 2011/0252669 A1* 10/2011 Kasprzak 36/127
 2015/0128452 A1* 5/2015 Hull et al. 36/103

OTHER PUBLICATIONS

U.S. Appl. No. 29/511,664, filed Dec. 12, 2014, Stuart Weitzman.
 U.S. Appl. No. 29/511,670, filed Dec. 12, 2014, Stuart Weitzman.
 U.S. Appl. No. 29/511,682, filed Dec. 12, 2014, Stuart Weitzman.
 U.S. Appl. No. 29/511,690, filed Dec. 12, 2014, Stuart Weitzman.

* cited by examiner

FIG. 1

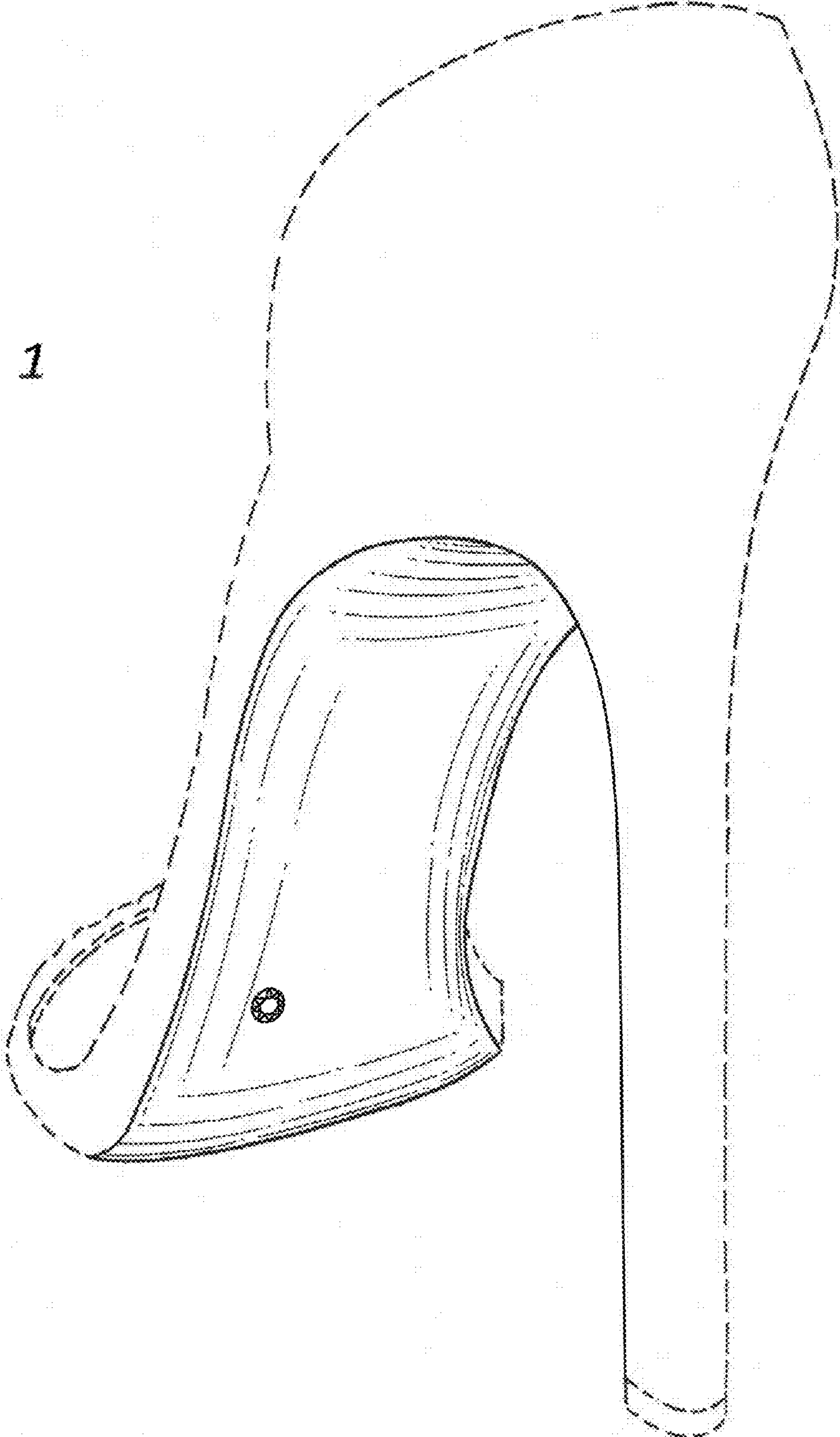


FIG. 2

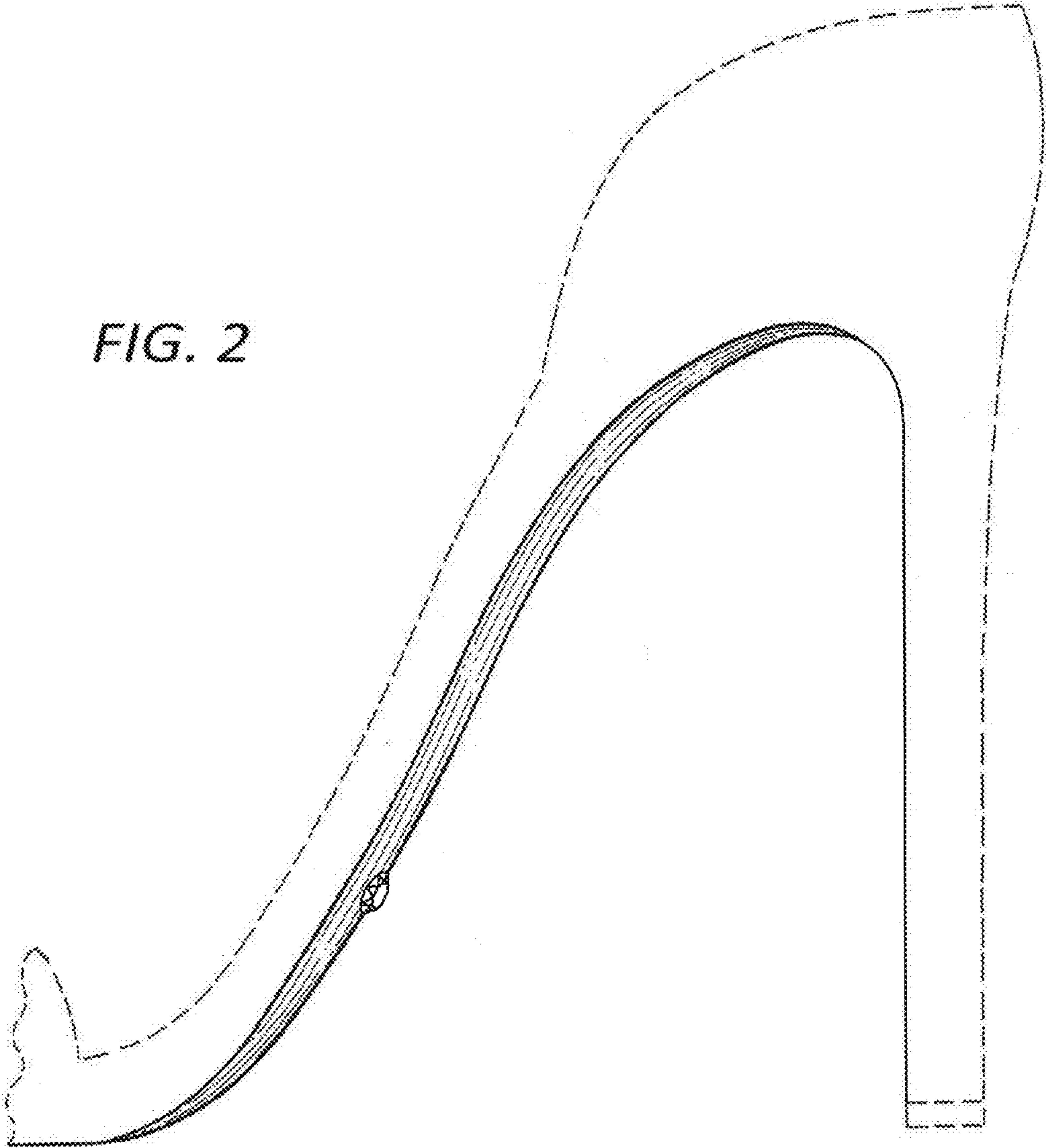
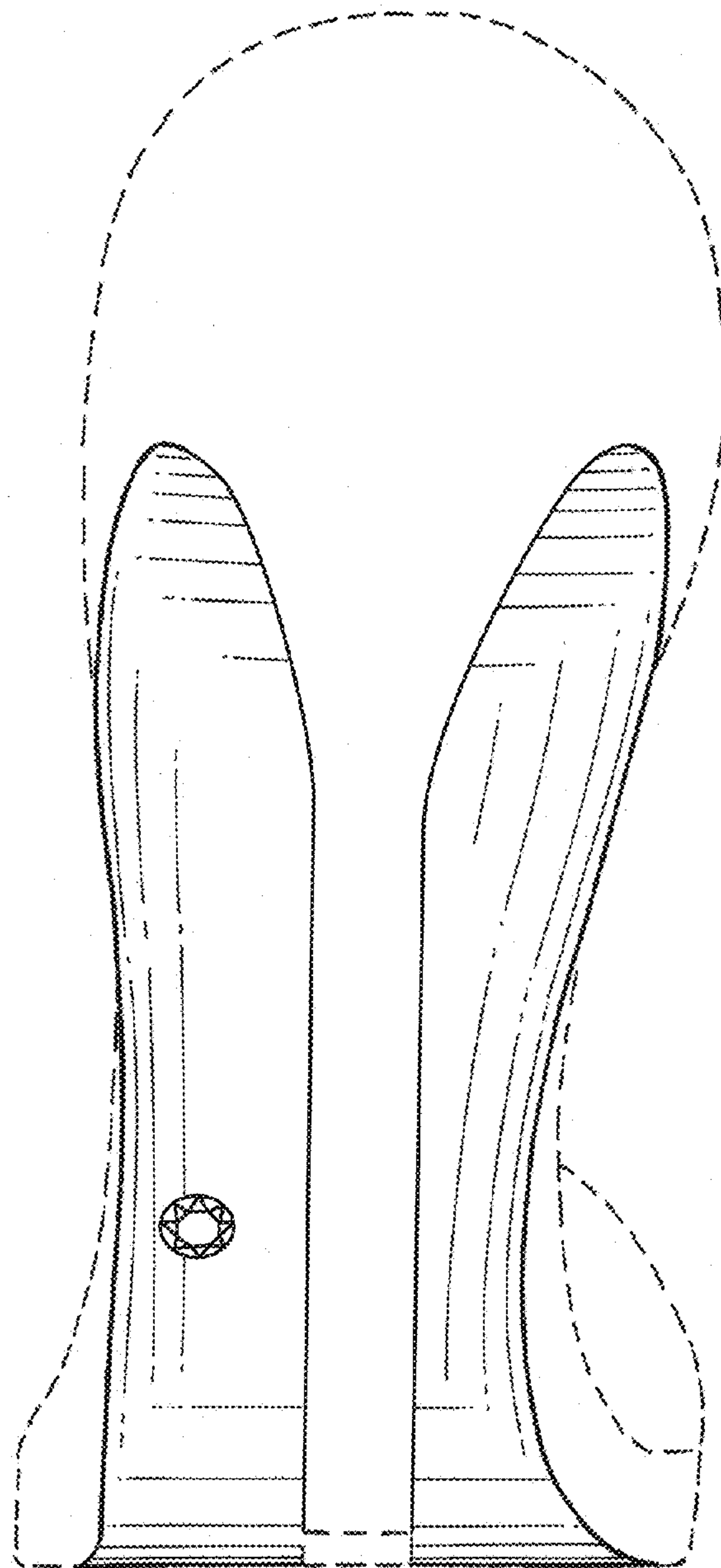


FIG. 3



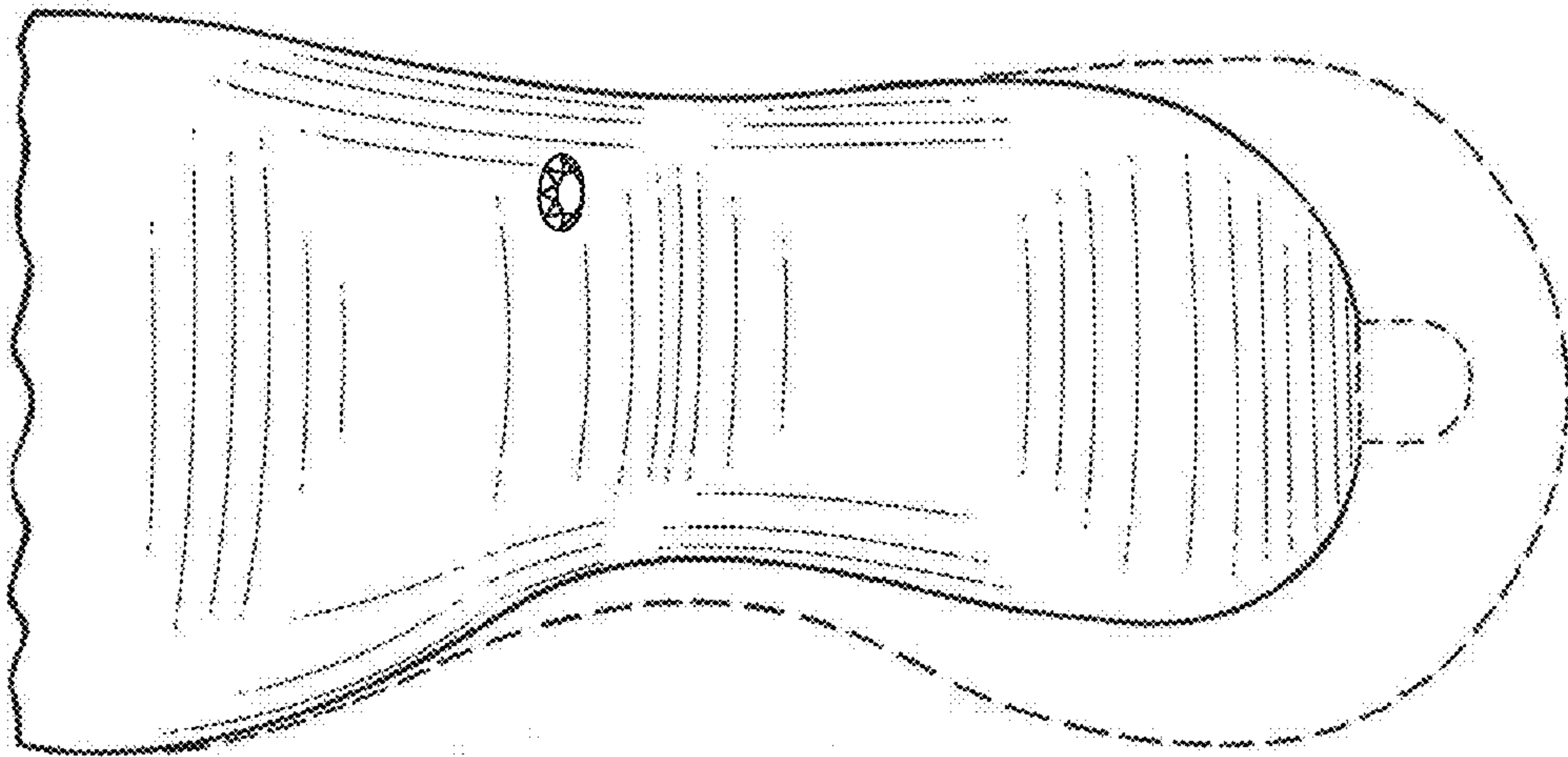


FIG. 4

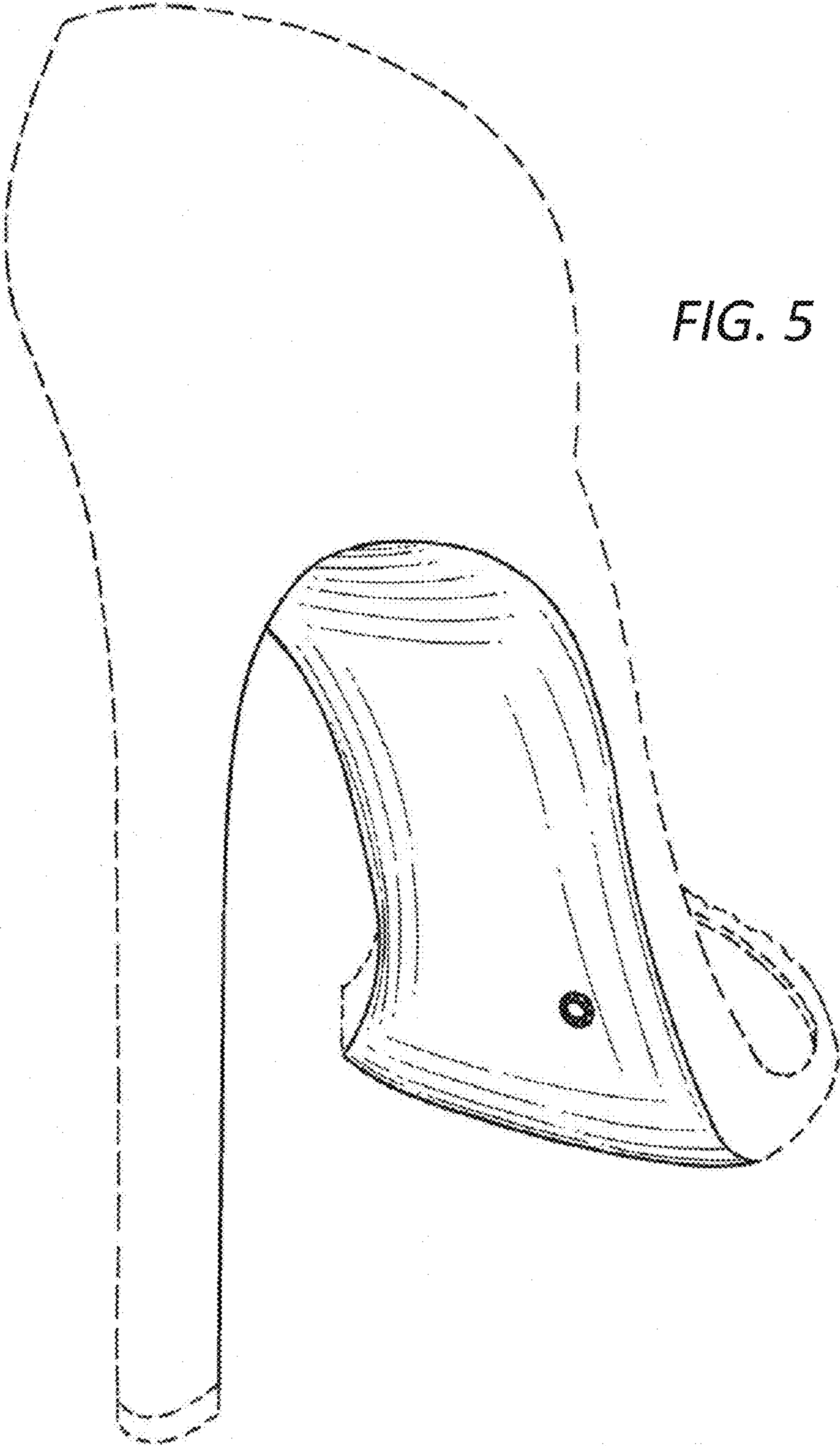


FIG. 5

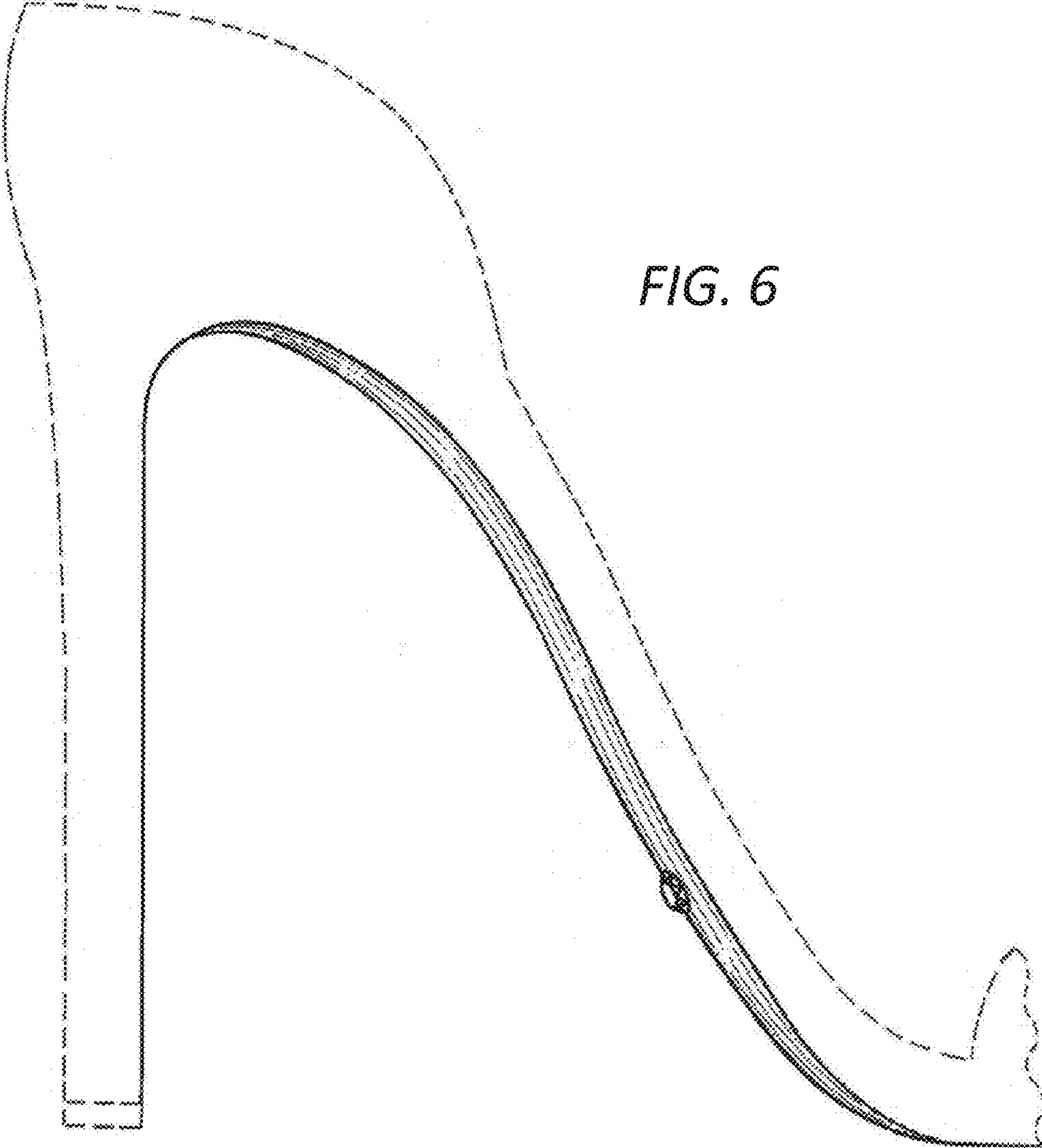


FIG. 6

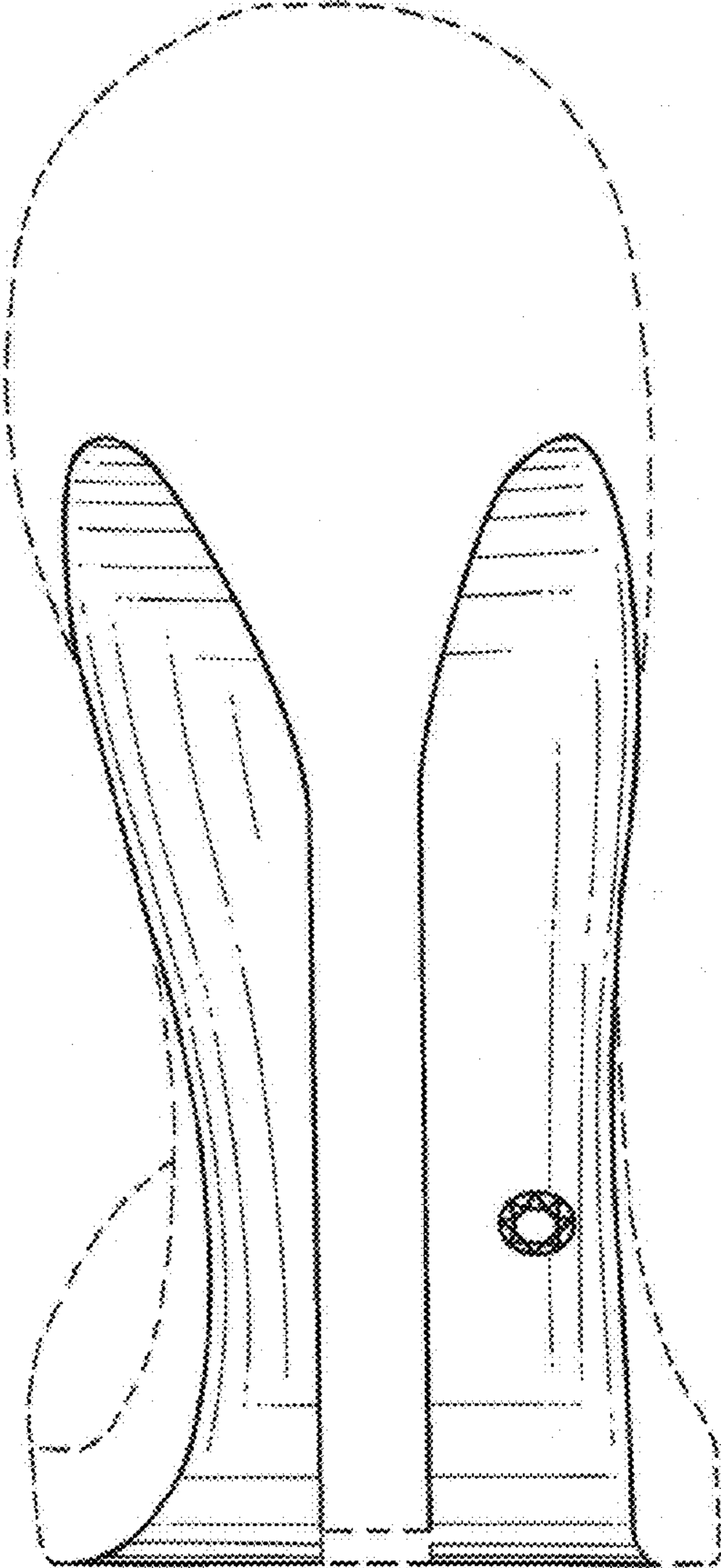


FIG. 7

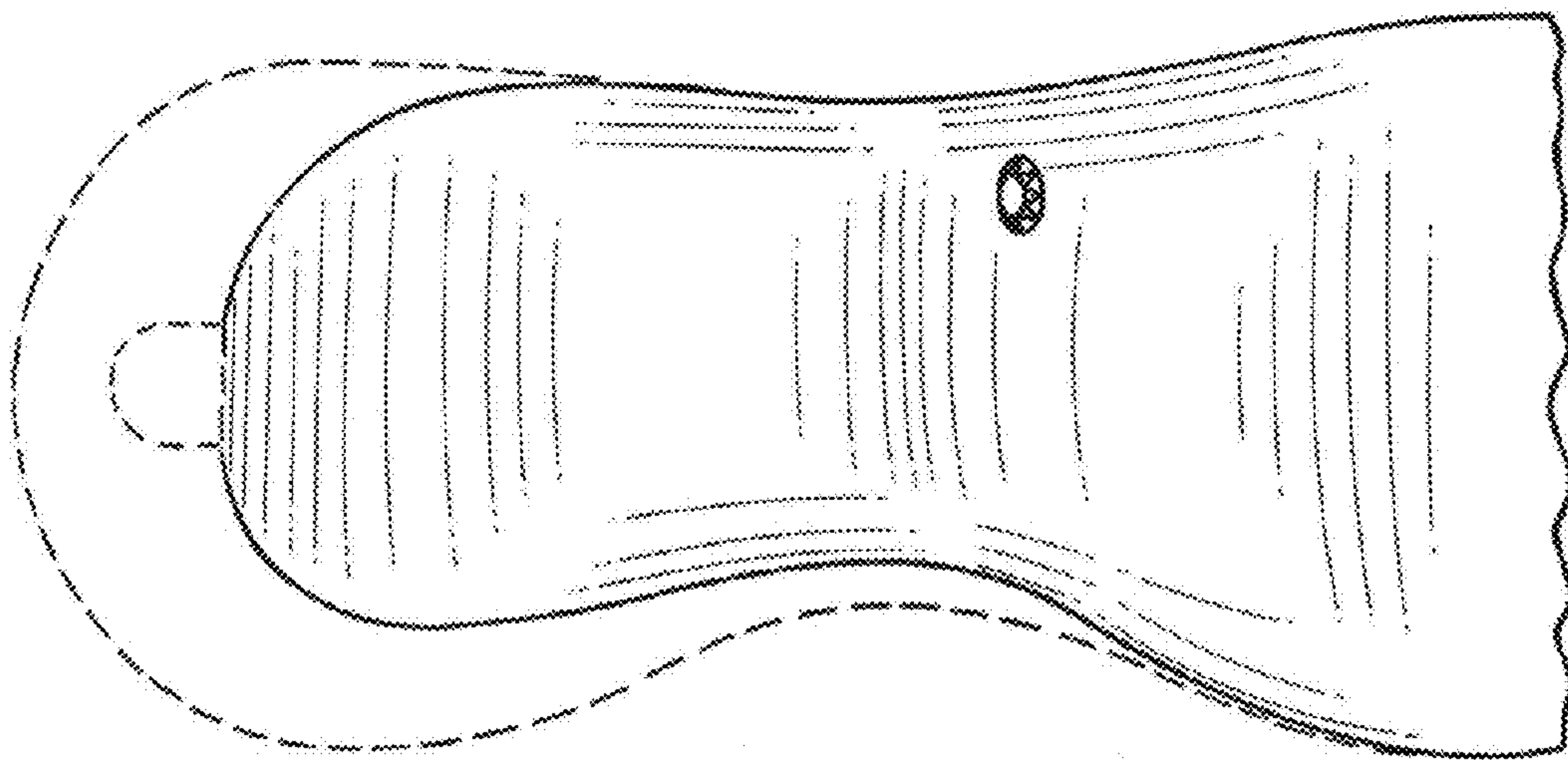


FIG. 8