



US00D748899S

(12) **United States Design Patent**  
**Bartel**

(10) **Patent No.:** **US D748,899 S**  
(45) **Date of Patent:** **\*\* Feb. 9, 2016**

(54) **SHOE**

(71) Applicant: **ECCO Sko A/S**, Bredebro (DK)

(72) Inventor: **Kaja Bartel**, Rodenäs (DE)

(73) Assignee: **ECCO SKO A/S** (DK)

(\*\*) Term: **14 Years**

(21) Appl. No.: **29/485,456**

(22) Filed: **Mar. 19, 2014**

(30) **Foreign Application Priority Data**

Sep. 20, 2013 (EM) ..... 002313478-0004

(51) **LOC (10) Cl.** ..... **02-04**

(52) **U.S. Cl.**  
USPC ..... **D2/908**

(58) **Field of Classification Search**

USPC ..... D2/896, 902, 906, 907, 908, 909, 910,  
D2/911, 912, 925, 943, 944, 945, 946, 947,  
D2/951, 960, 969, 972; 36/83, 113, 114,  
36/126-131, 3 R, 3 A, 25 R, 30 R, 32 R, 45  
CPC ..... A43B 5/00; A43B 5/001; A43B 5/002;  
A43B 5/003; A43B 5/007; A43B 5/008;  
A43B 5/02; A43B 5/025; A43B 5/06; A43B  
5/08; A43B 5/10; A43B 5/12; A43B 5/14;  
A43B 13/00; A43B 13/02; A43B 13/023;  
A43B 13/026; A43B 13/04

See application file for complete search history.

(56) **References Cited**

U.S. PATENT DOCUMENTS

3,691,658 A *	9/1972	Di Perno et al. ....	36/4
5,564,203 A *	10/1996	Morris .....	36/50.1
D394,742 S *	6/1998	Gaudio .....	D2/969
D421,176 S *	2/2000	Matis et al. ....	D2/969
D437,991 S *	2/2001	Matis .....	D2/969
D438,697 S *	3/2001	Matis et al. ....	D2/969
D446,000 S *	8/2001	Price .....	D2/907
D447,859 S *	9/2001	Matis et al. ....	D2/969
D476,144 S *	6/2003	Adams et al. ....	D2/969
D487,337 S *	3/2004	Rogers .....	D2/969
D696,844 S *	1/2014	Curtis .....	D2/944
D722,758 S *	2/2015	Lane et al. ....	D2/969
D723,258 S *	3/2015	Weddle .....	D2/969

\* cited by examiner

*Primary Examiner* — Elizabeth J Oswecki

(74) *Attorney, Agent, or Firm* — Cantor Colburn LLP


(57) **CLAIM**

The ornamental design for a shoe, as shown and described.

**DESCRIPTION**

FIG. 1 is a front, top, right side perspective view of a shoe showing my new design;  
FIG. 2 is a front view thereof;  
FIG. 3 is a left side view thereof;  
FIG. 4 is a right side view thereof;  
FIG. 5 is a rear view thereof;  
FIG. 6 is a top view thereof; and,  
FIG. 7 is a bottom view thereof.  
Portions shown in broken lines form no part of the claimed subject matter.

**1 Claim, 3 Drawing Sheets**






FIG. 1

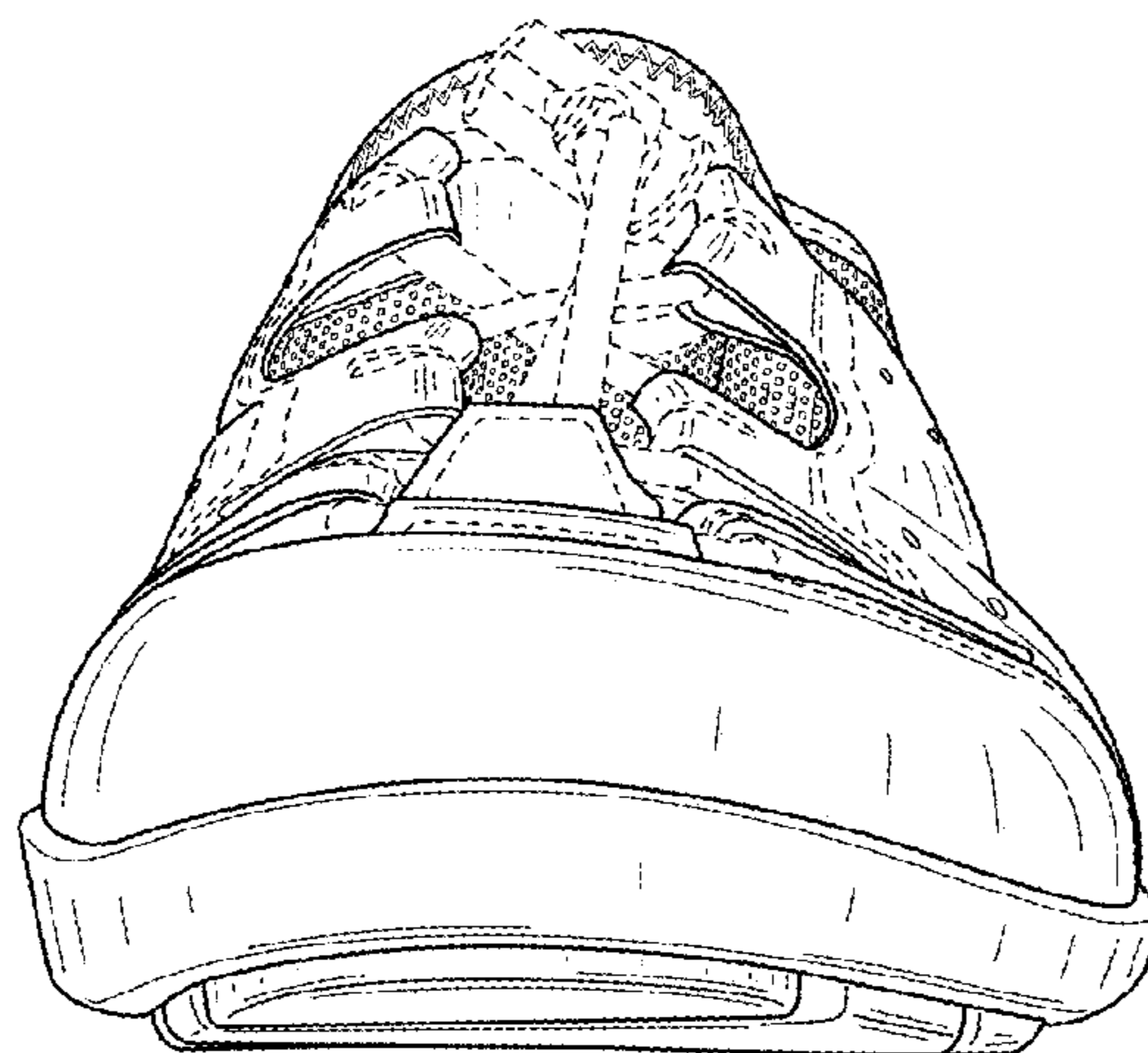


FIG. 2

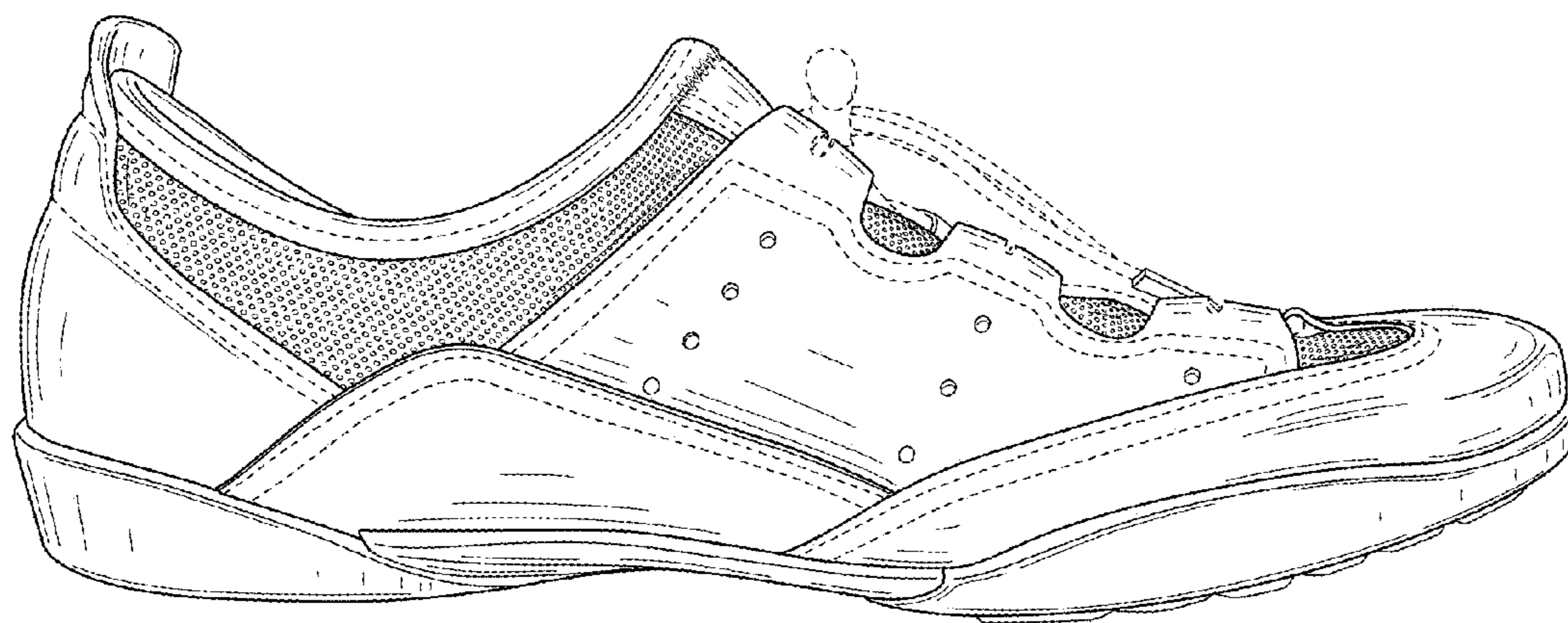


FIG. 3

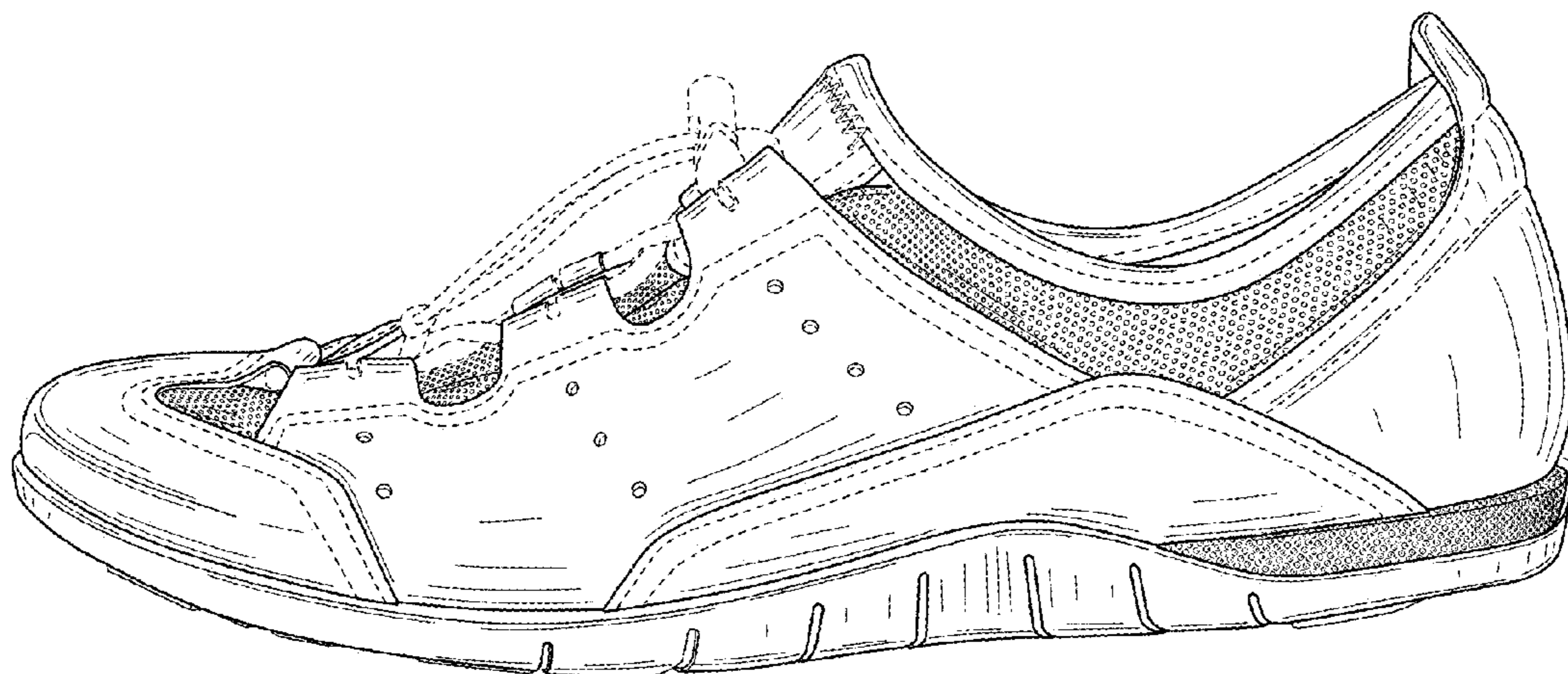


FIG. 4

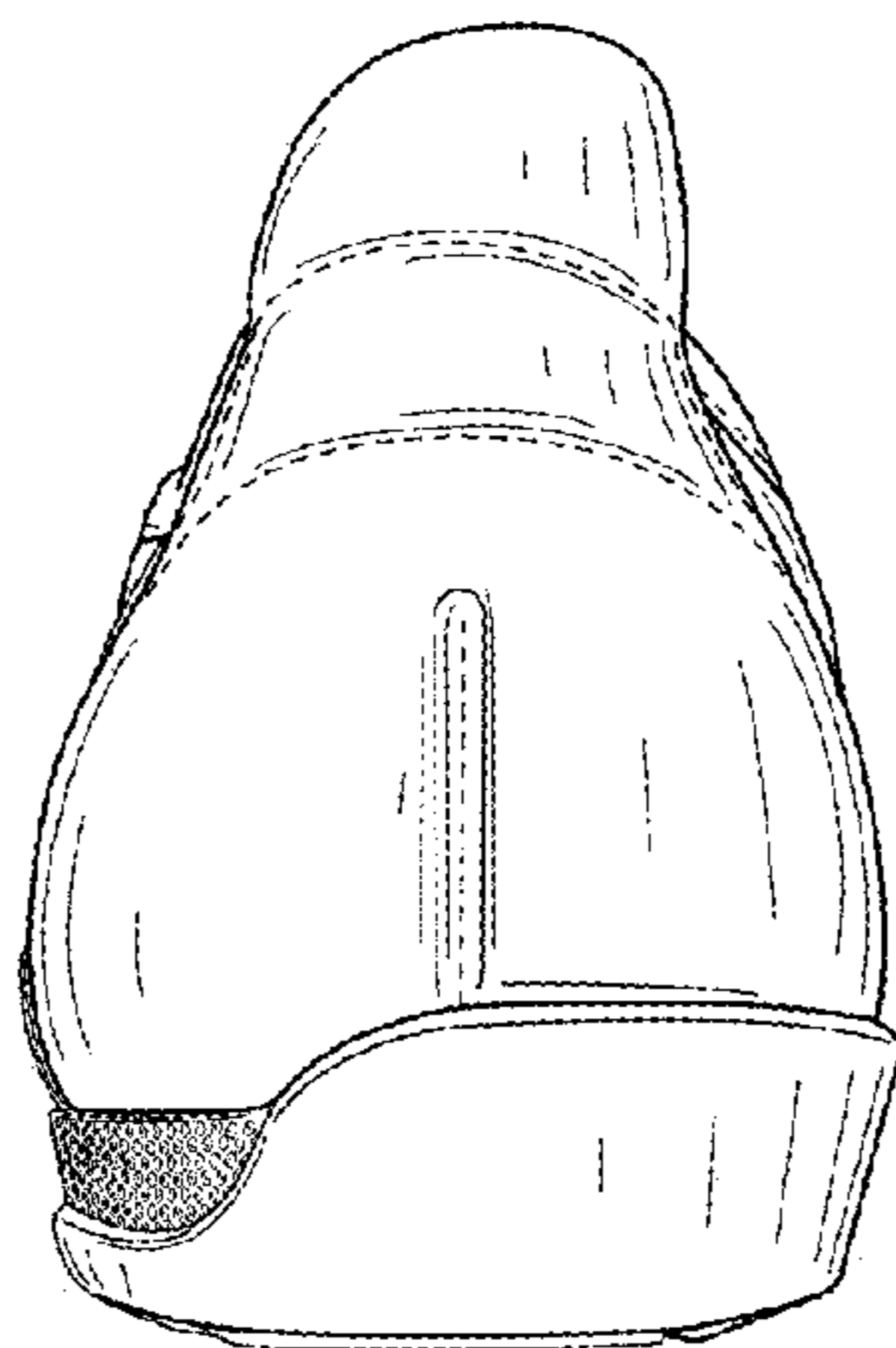


FIG. 5

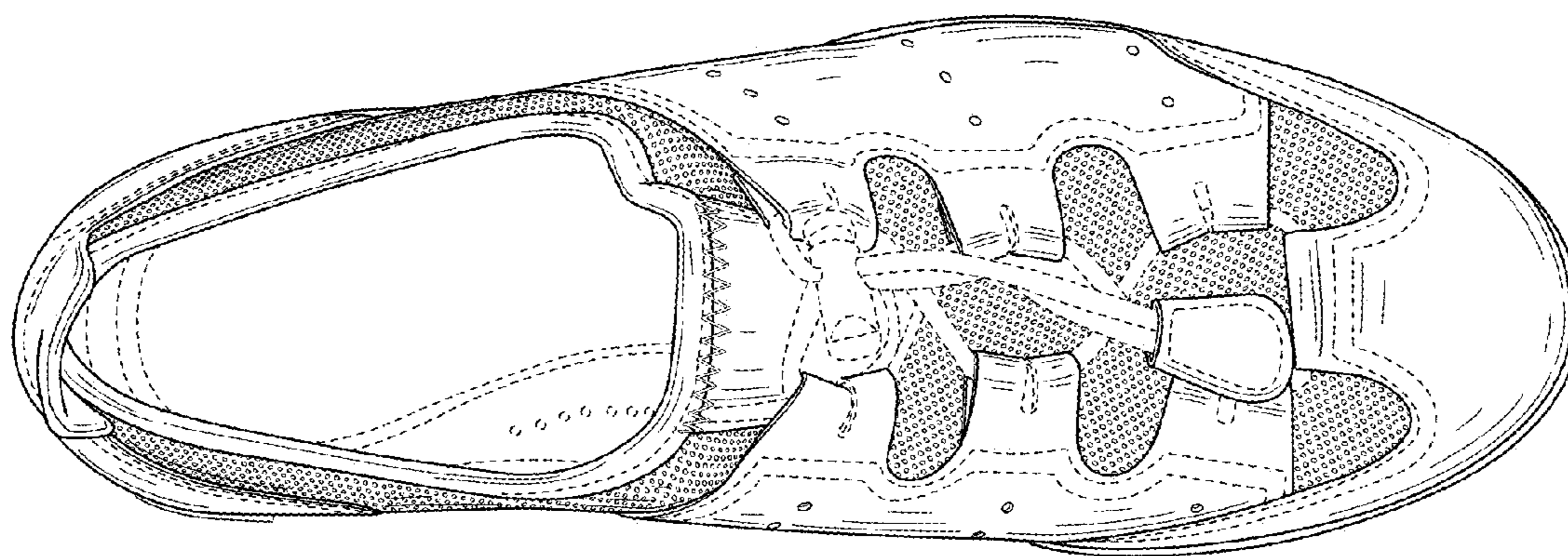


FIG. 6

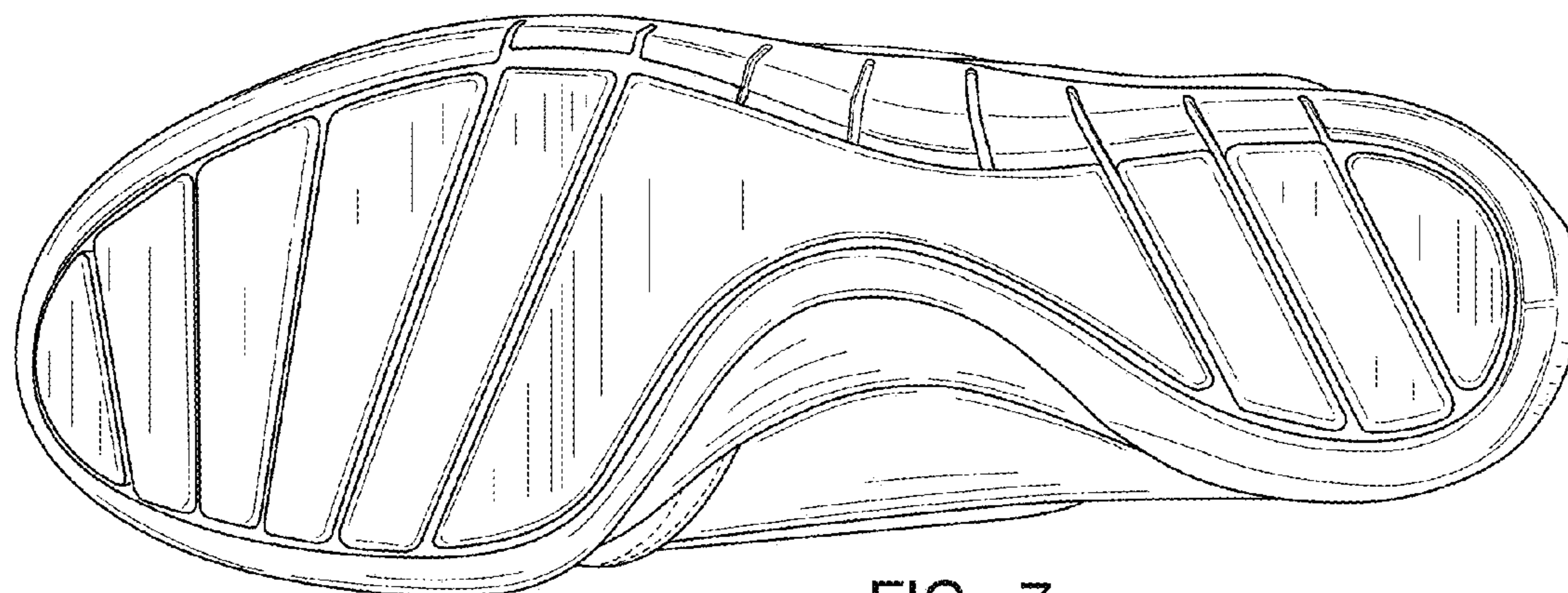


FIG. 7