



US00D748881S

(12) **United States Design Patent**  
**Abel et al.**

(10) **Patent No.:** **US D748,881 S**  
(45) **Date of Patent:** **\*\* Feb. 2, 2016**

(54) **COMBINED ADAPTABLE STORAGE AND TRANSPORT CART WITH BUMPER FEATURE**

(71) Applicants: **Gary V. Abel**, Ellicott City, MD (US);  
**Robert M. Giberson**, Midlothian, VA (US)

(72) Inventors: **Gary V. Abel**, Ellicott City, MD (US);  
**Robert M. Giberson**, Midlothian, VA (US)

(\*\*) Term: **14 Years**

(21) Appl. No.: **29/514,569**

(22) Filed: **Jan. 14, 2015**

(51) **LOC (10) Cl.** ..... **12-02**

(52) **U.S. Cl.**  
USPC ..... **D34/17**

(58) **Field of Classification Search**  
USPC ..... D34/12-27; 280/651, 47.34, 47.24,  
280/47.26, 47.17, 654, 79.3, 653, 659,  
280/33.996, 79.11, 79.2, 47.35, 33.997  
CPC ..... B62B 1/12; B62B 2203/70; B62B 3/02;  
B62B 5/0438  
See application file for complete search history.

(56) **References Cited**

U.S. PATENT DOCUMENTS

3,589,746 A \* 6/1971 Inglis ..... A47B 57/12  
108/181  
3,977,689 A \* 8/1976 Rosa ..... B62B 3/186  
211/150  
5,190,305 A \* 3/1993 Putman ..... B62B 3/10

211/182  
D363,588 S \* 10/1995 Bancroft ..... D34/12  
5,556,118 A \* 9/1996 Kern ..... B62B 3/00  
280/47.16  
D409,811 S \* 5/1999 Hutchinson ..... D34/17  
6,394,470 B1 \* 5/2002 Shirai ..... B62B 3/184  
280/33.996  
D484,295 S \* 12/2003 Arceta ..... D34/17  
D573,773 S \* 7/2008 Wilson ..... D34/17  
2003/0184035 A1 \* 10/2003 Yu ..... B62B 3/00  
280/47.36  
2003/0218308 A1 \* 11/2003 Lamson ..... B62B 3/002  
280/79.3  
2004/0056439 A1 \* 3/2004 Arceta ..... A47F 5/137  
280/47.34  
2007/0039129 A1 \* 2/2007 Dahl ..... B60B 3/001  
16/38

\* cited by examiner

*Primary Examiner* — Cynthia Ramirez

*Assistant Examiner* — Gino Colan

(74) *Attorney, Agent, or Firm* — Ober, Kaler, Grimes & Shriver; Royal W. Craig

(57) **CLAIM**

The ornamental design for a combined adaptable storage and transport cart with bumper feature, as shown and described.

**DESCRIPTION**

FIG. 1 is a perspective view of a combined adaptable storage and transport cart with bumper feature showing our new design.

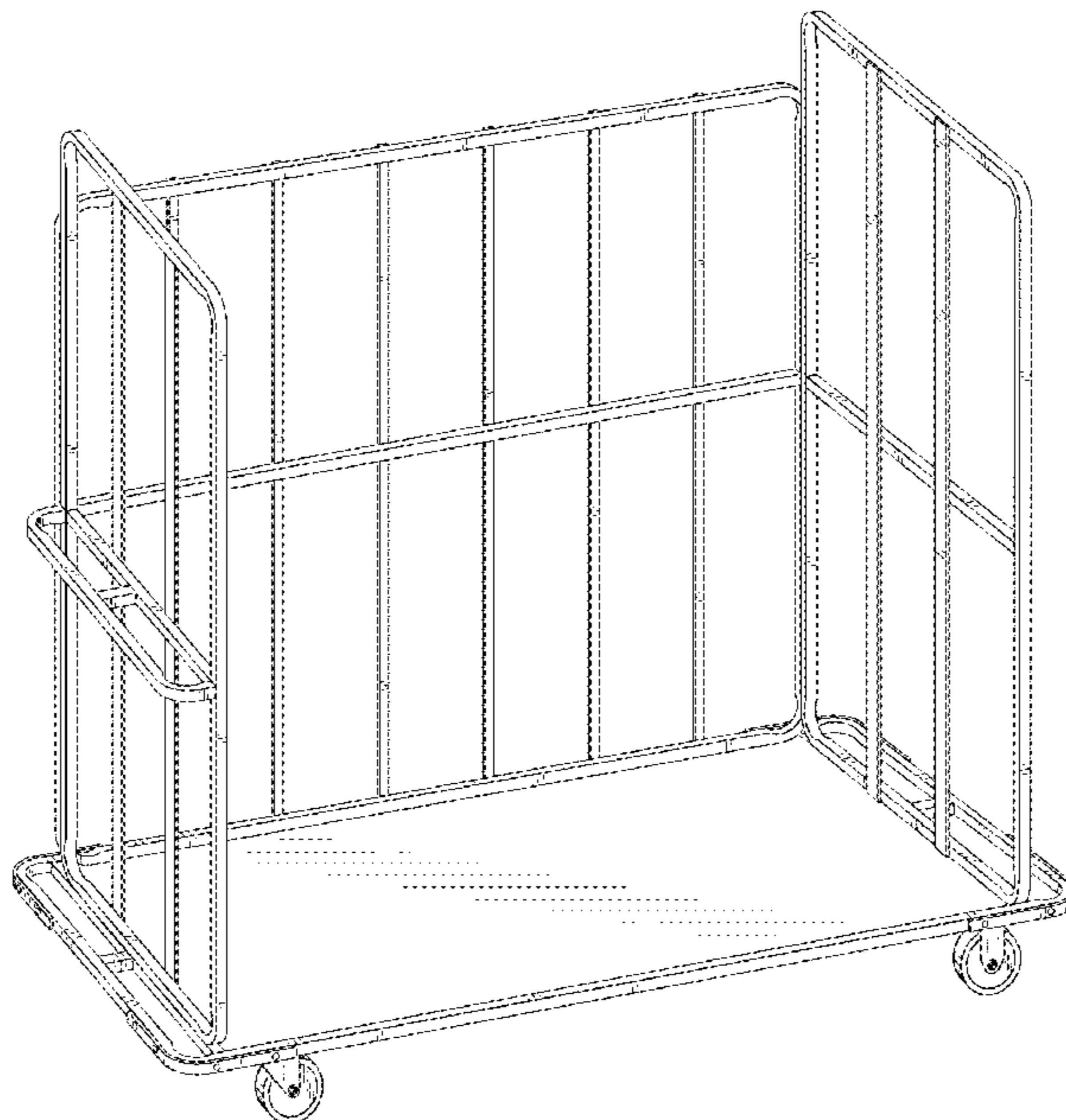
FIG. 2 is a right elevational view of FIG. 1.

FIG. 3 is a front elevational view of FIG. 1.

FIG. 4 is a bottom plan view of FIG. 1; and,

FIG. 5 is a top plan view of FIG. 1.

**1 Claim, 4 Drawing Sheets**



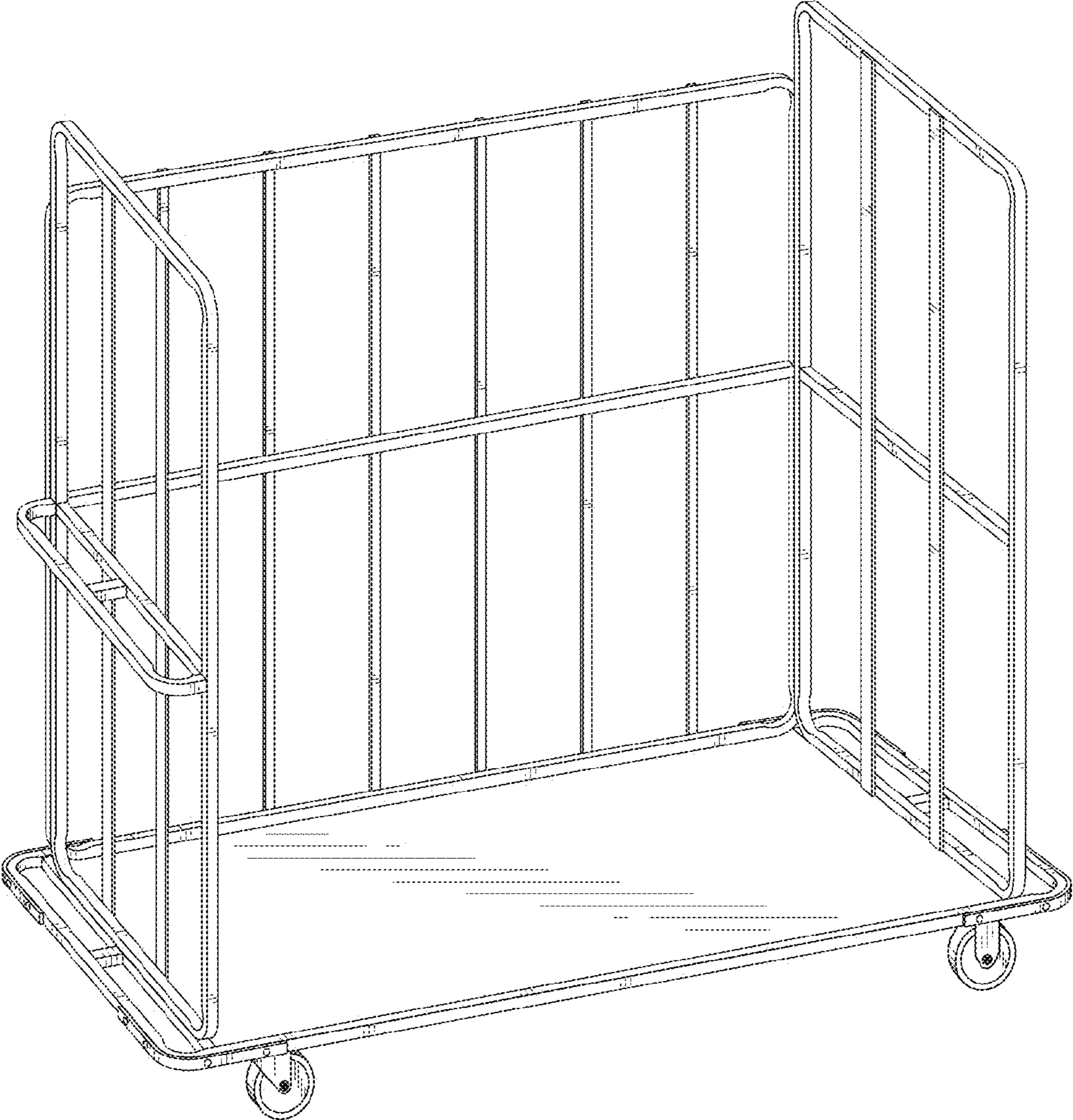


Fig. 1




Fig. 2

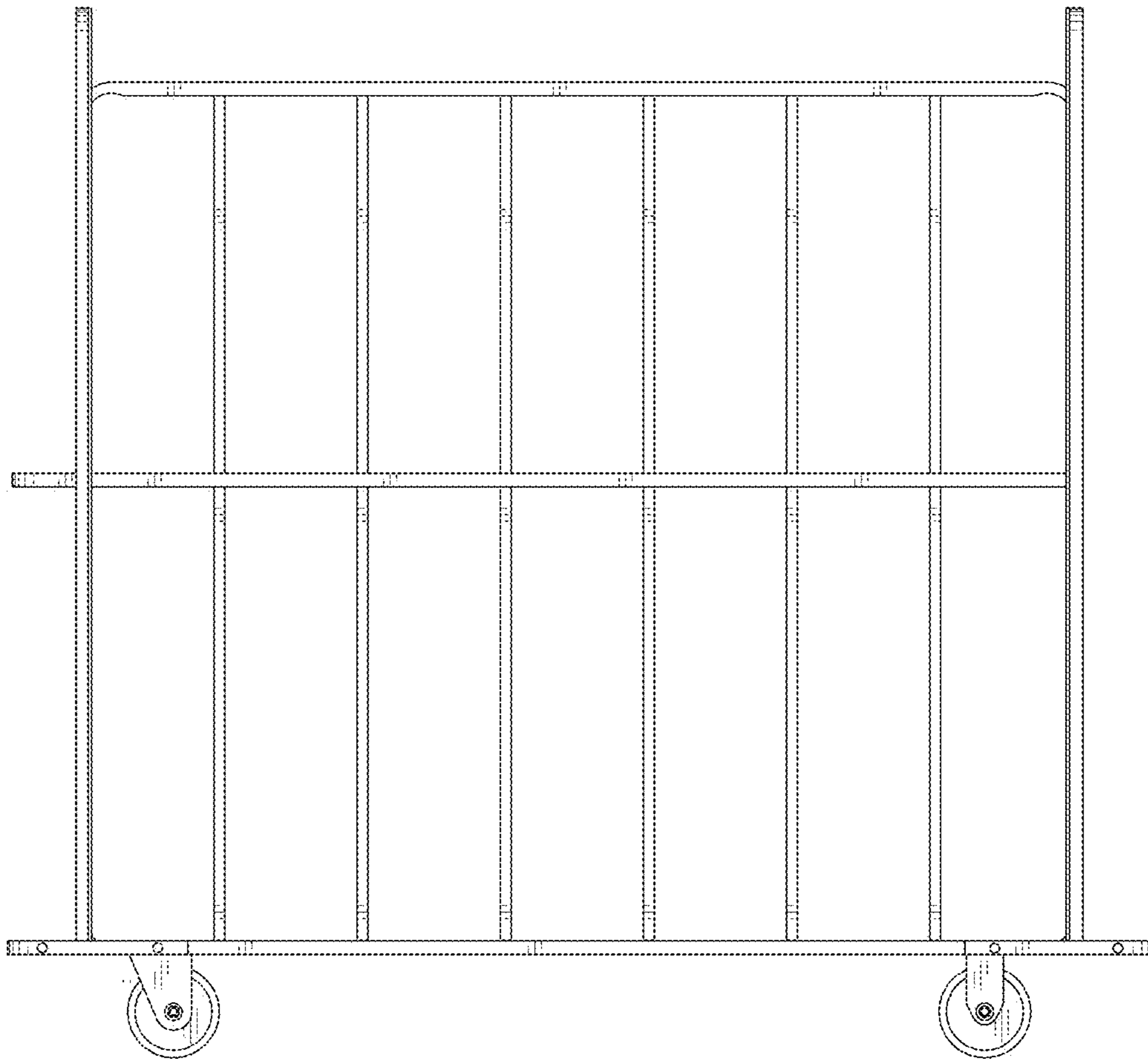


Fig. 3






Fig. 4




Fig. 5