



US00D748851S

(12) **United States Design Patent**
Soofer

(10) **Patent No.:** **US D748,851 S**
(45) **Date of Patent:** **** Feb. 2, 2016**

- (54) **DECORATIVE STAKE**
- (71) Applicant: **Sohrab Soofer**, Beverly Hills, CA (US)
- (72) Inventor: **Sohrab Soofer**, Beverly Hills, CA (US)
- (**) Term: **14 Years**
- (21) Appl. No.: **29/488,580**
- (22) Filed: **Apr. 21, 2014**
- (51) **LOC (10) Cl.** **26-99**
- (52) **U.S. Cl.**
USPC **D26/138**
- (58) **Field of Classification Search**
USPC D26/3, 7, 10, 17, 19, 51, 55, 57, 96, 98,
D26/138; 362/23.07, 23.09, 23.16, 217.01,
362/217.02, 217.05, 217.08, 217.09,
362/249.02, 260, 311.02, 555, 612, 614,
362/800
CPC F21S 4/00; F21S 4/003; F21S 4/006;
F21S 4/007; F21S 4/008; F21S 6/004; F21S
6/005; F21K 9/54; F21V 15/01; F21V 15/013
See application file for complete search history.

(56) **References Cited**

U.S. PATENT DOCUMENTS

- 2,578,182 A * 12/1951 Fricano A47J 43/18
24/377
- D264,255 S * 5/1982 Stohl D26/101
- D310,126 S * 8/1990 Wilson D26/7
- D366,946 S * 2/1996 Hoak D26/7
- 5,667,174 A * 9/1997 Adams A45F 3/44
248/156
- D450,151 S * 11/2001 Jost D26/101
- 6,543,905 B1 * 4/2003 Adams A47G 33/08
362/122

- D497,022 S * 10/2004 Bucher D26/67
- D511,018 S * 10/2005 Sooferian D26/67
- D537,191 S * 2/2007 Husbands D26/101
- D640,810 S * 6/2011 Weiser D22/120
- D683,881 S * 6/2013 Desai D26/73
- D695,940 S * 12/2013 Desai D26/73
- 2012/0048210 A1 * 3/2012 Askinasi A01K 15/02
119/712
- 2015/0256126 A1 * 9/2015 Soofer H02S 40/38
362/185

* cited by examiner

Primary Examiner — George D Kirschbaum
Assistant Examiner — Natasha Vujcic
(74) *Attorney, Agent, or Firm* — Payam Moradian

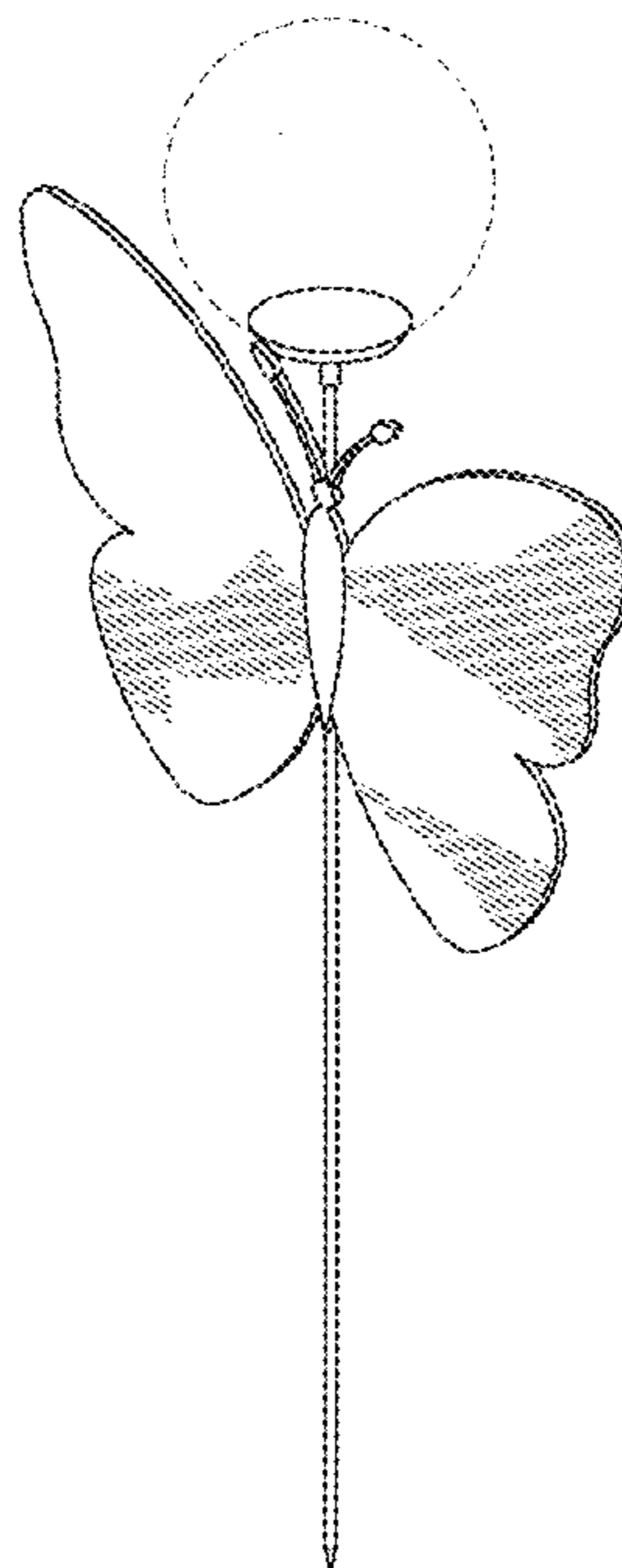
(57) **CLAIM**

The ornamental design of a decorative stake, as shown and described.

DESCRIPTION

FIG. 1 is a perspective view of a decorative stake with a butterfly.
FIG. 2 is a top view of a decorative stake with a butterfly.
FIG. 3 is a bottom view of a decorative stake with a butterfly.
FIG. 4 is a front view of a decorative stake with a butterfly.
FIG. 5 is a first side view of a decorative stake with a butterfly.
FIG. 6 is a back view of a decorative stake with a butterfly;
and,
FIG. 7 is a second side view of a decorative stake with a butterfly.
The broken lines in the drawings illustrate portions of the decorative stake for holding a light, which form no part of the claimed design.

1 Claim, 3 Drawing Sheets



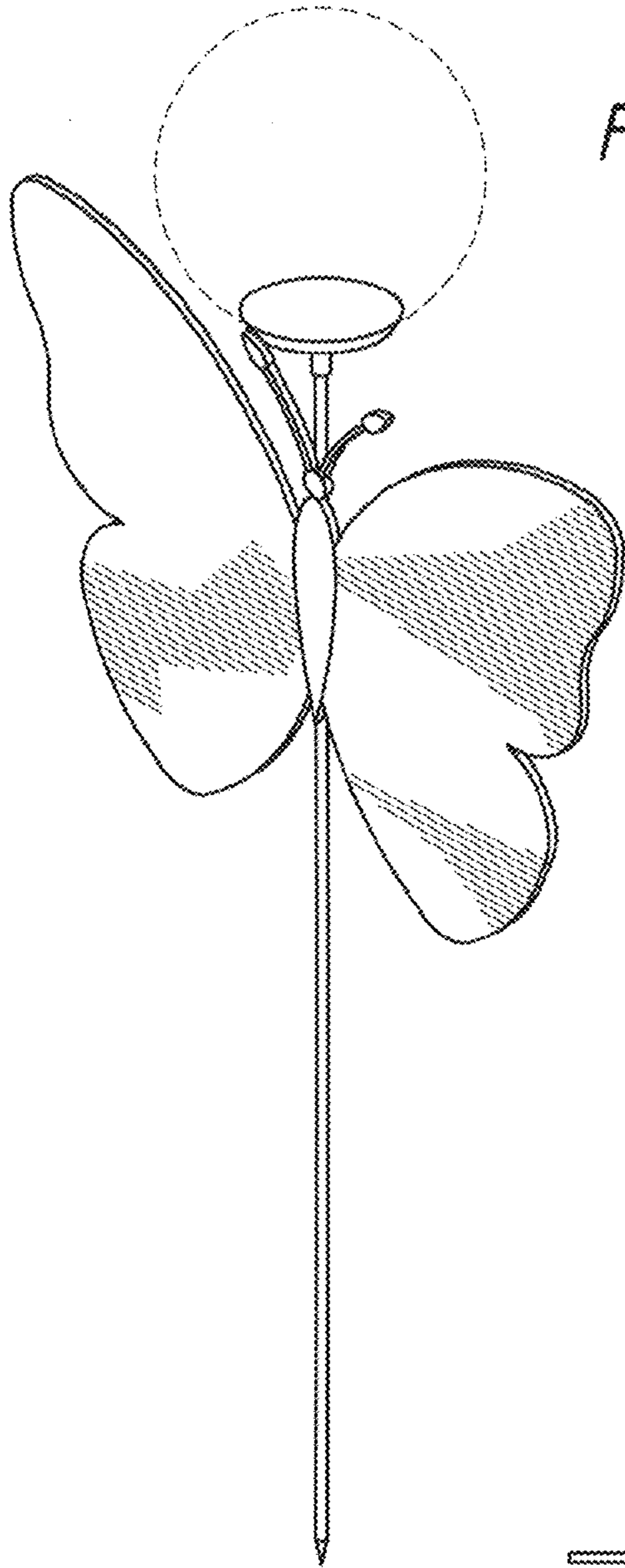


FIG. 1

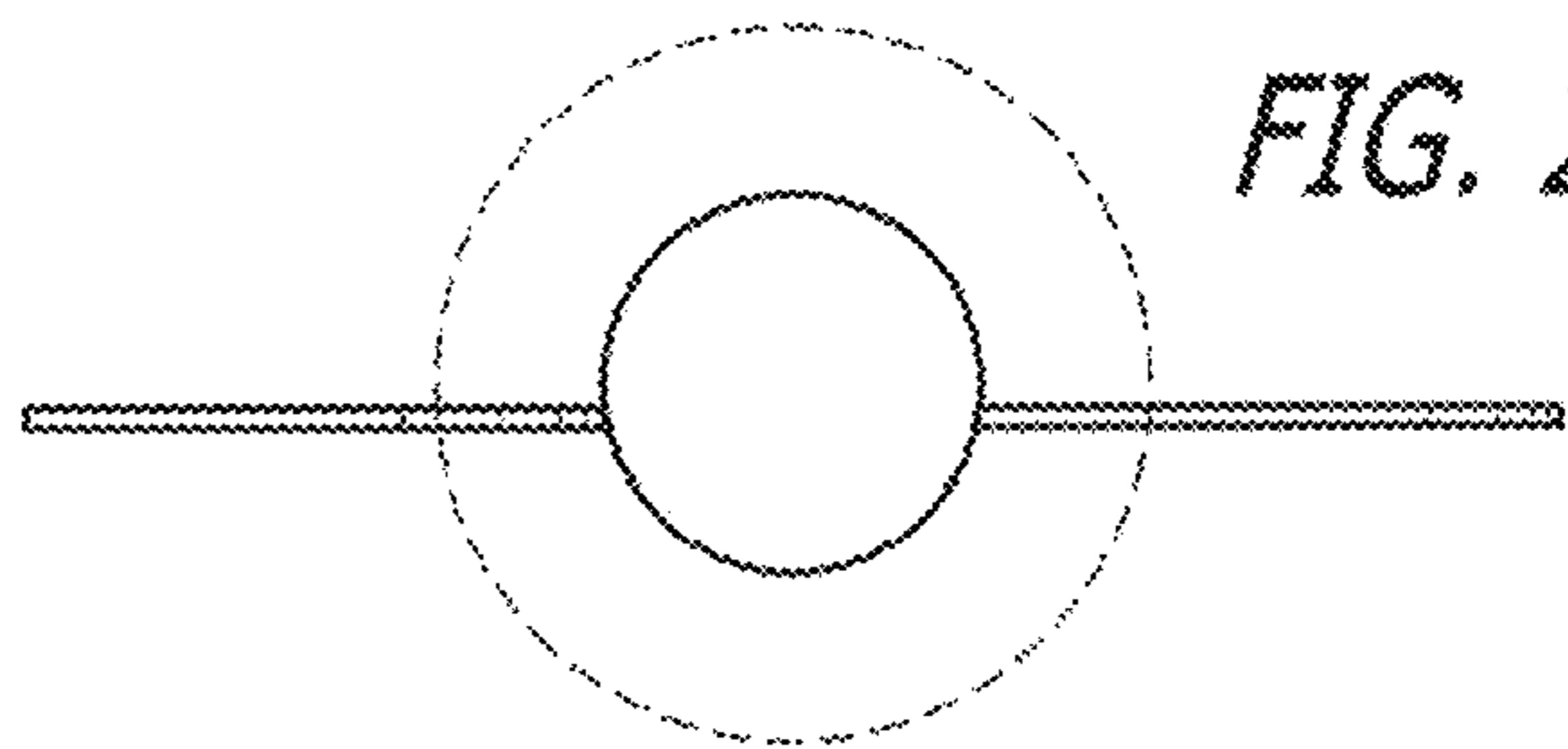


FIG. 2

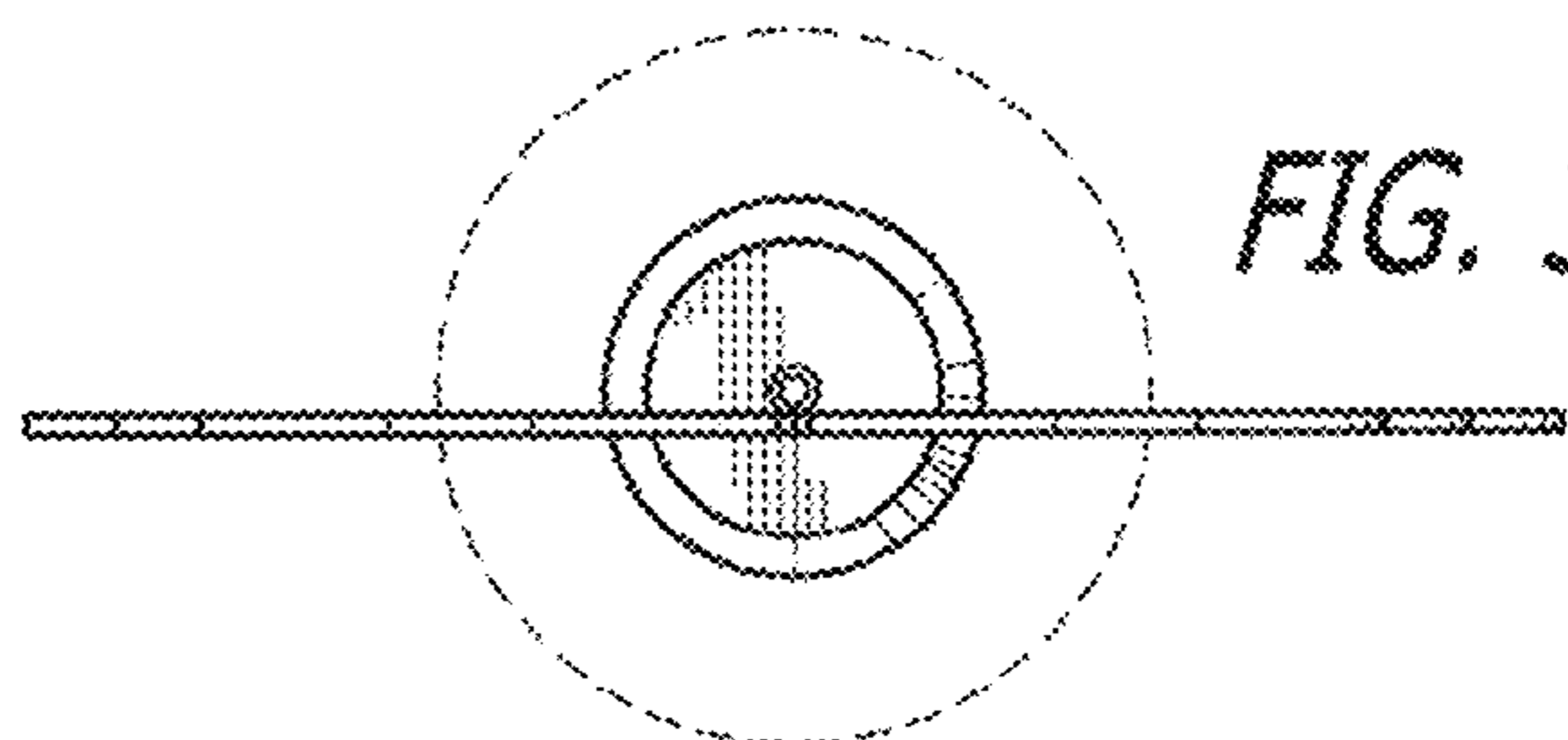


FIG. 3

FIG. 4

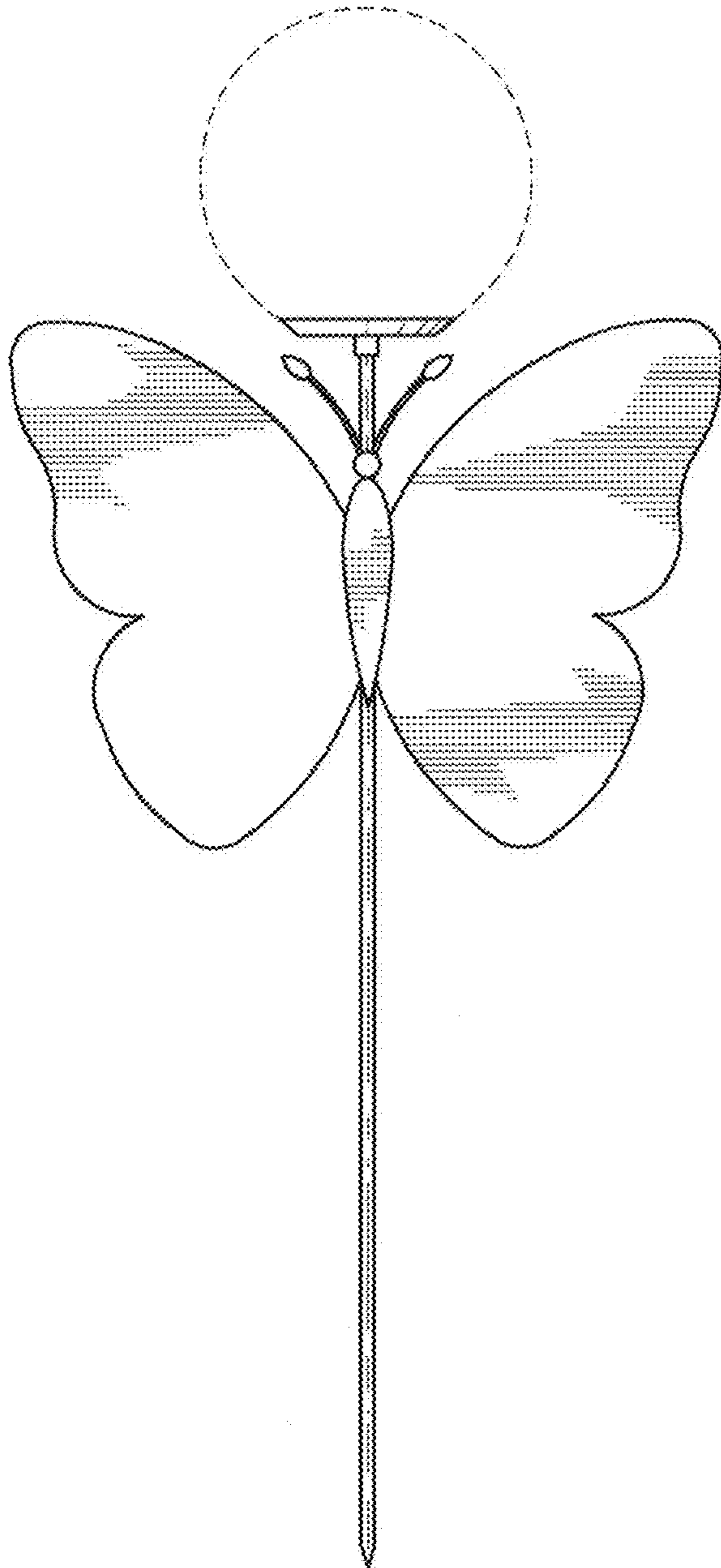


FIG. 5

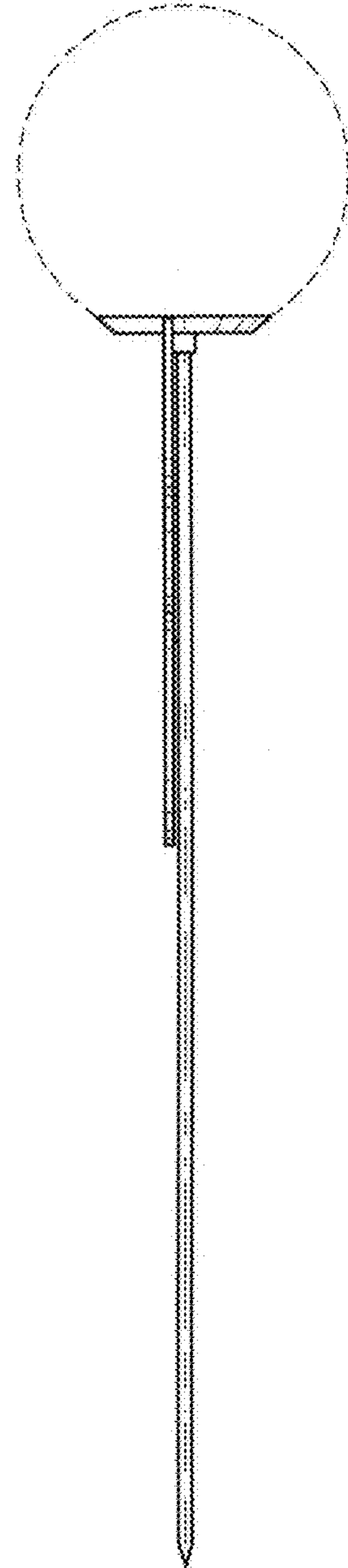


FIG. 6

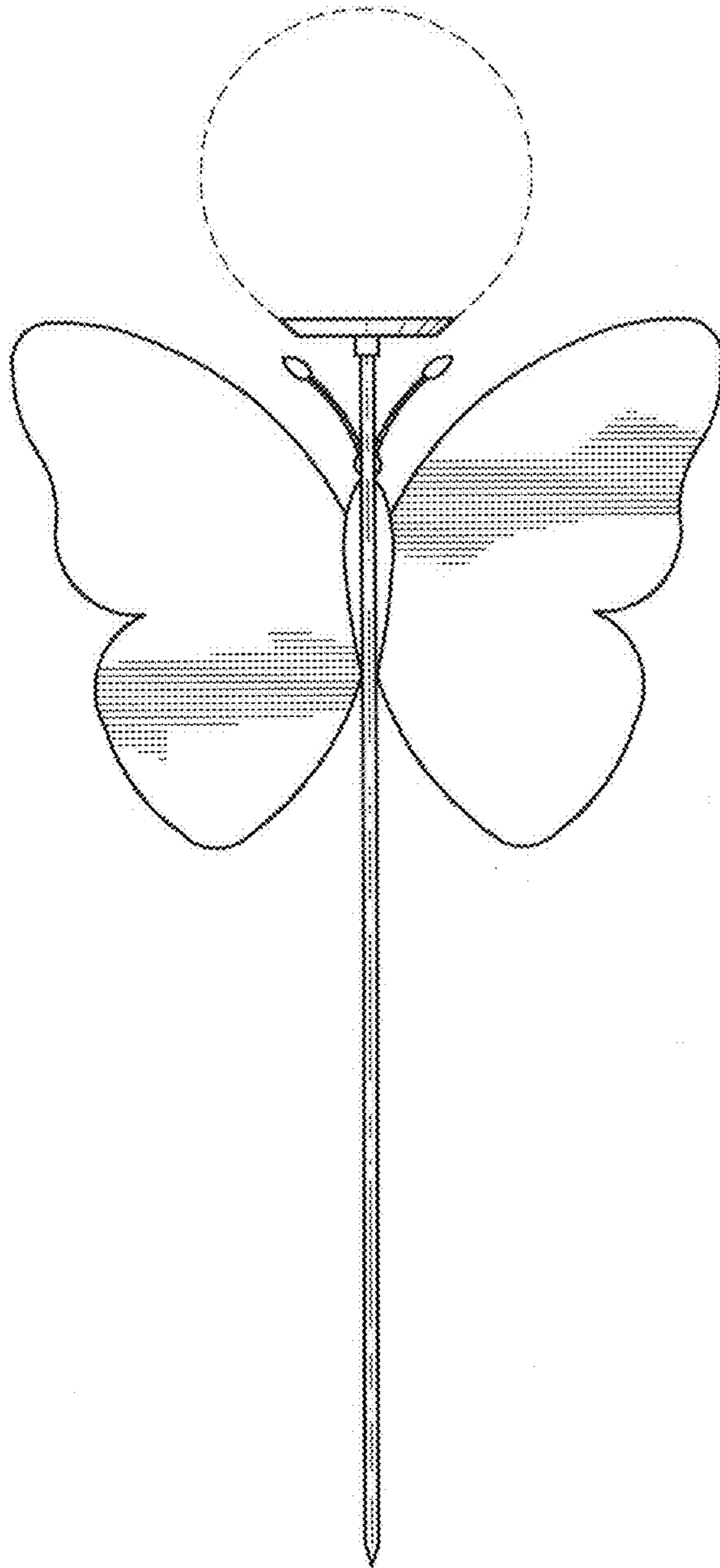


FIG. 7

