



US00D748805S

(12) **United States Design Patent**
Wolfson

(10) **Patent No.:** **US D748,805 S**

(45) **Date of Patent:** **** Feb. 2, 2016**

(54) **CONSOLE**

(71) Applicant: **Matthew N. Wolfson**, Phoenix, AZ (US)

(72) Inventor: **Matthew N. Wolfson**, Phoenix, AZ (US)

(**) Term: **14 Years**

(21) Appl. No.: **29/506,743**

(22) Filed: **Oct. 20, 2014**

(51) **LOC (10) Cl.** **24-00**

(52) **U.S. Cl.**
USPC **D24/185**

(58) **Field of Classification Search**
USPC D24/185, 186, 167, 170, 200, 160, 138,
D24/144, 158; 606/45; 607/6, 5, 63, 60;
600/437; D13/163

See application file for complete search history.

(56) **References Cited**

U.S. PATENT DOCUMENTS

4,593,691	A *	6/1986	Lindstrom et al.	606/45
4,619,265	A *	10/1986	Morgan et al.	607/6
D368,310	S *	3/1996	Ouellette	D24/186
5,562,710	A *	10/1996	Olsen et al.	607/5
5,935,152	A *	8/1999	Merry et al.	607/5
D415,279	S *	10/1999	Daynes et al.	D24/167
D447,241	S *	8/2001	Deck	D24/167
6,580,948	B2 *	6/2003	Hauptert et al.	607/60
D491,667	S *	6/2004	Kimmell et al.	D24/170
D503,807	S *	4/2005	Ryan	D24/200
D505,726	S *	5/2005	Ryan	D24/200
D508,998	S *	8/2005	Ryan	D24/200
D509,900	S *	9/2005	Barnes et al.	D24/160
D549,828	S *	8/2007	Wolfson	D24/170
D601,510	S *	10/2009	Onishi	D13/163
D604,845	S *	11/2009	Hibi et al.	D24/138
D616,549	S *	5/2010	Sudhir	D24/167
D681,211	S *	4/2013	Glassett et al.	D24/170
D683,033	S *	5/2013	Yoshida et al.	D24/186

D687,146	S *	7/2013	Juzkiw et al.	D24/170
D704,839	S *	5/2014	Juzkiw et al.	D24/170
D705,424	S *	5/2014	Yarbrough	D24/144
D708,331	S *	7/2014	Kim	D24/158
D712,031	S *	8/2014	Feng et al.	D24/144
D717,446	S *	11/2014	Lu et al.	D24/167
2003/0074037	A1 *	4/2003	Moore et al.	607/63
2008/0249406	A1 *	10/2008	Naruse	600/437

* cited by examiner

Primary Examiner — Holly Baynham

Assistant Examiner — Rhea Shields

(74) *Attorney, Agent, or Firm* — The von Hellens Law Firm, Ltd.

(57) **CLAIM**

The ornamental design for a console, as shown and described.

DESCRIPTION

FIG. 1 illustrates a three-quarter isometric view of the front, left and top of a console showing my new design, the broken lines depict unclaimed subject matter only and form no part of the claimed design;

FIG. 2 illustrates a right side elevational view thereof;

FIG. 3 illustrates a left side elevational view thereof;

FIG. 4 illustrates a top view thereof, the broken lines depict unclaimed subject matter only and form no part of the claimed design;


FIG. 5 illustrates a bottom view thereof, the broken lines depict unclaimed subject matter only and form no part of the claimed design;

FIG. 6 illustrates a rear side elevational view thereof, the broken lines depict unclaimed subject matter only and form no part of the claimed design; and,

FIG. 7 illustrates a front side elevational view thereof.

In the drawings, the broken lines are for the purpose of illustrating environment only and form no part of the claimed design.

1 Claim, 3 Drawing Sheets



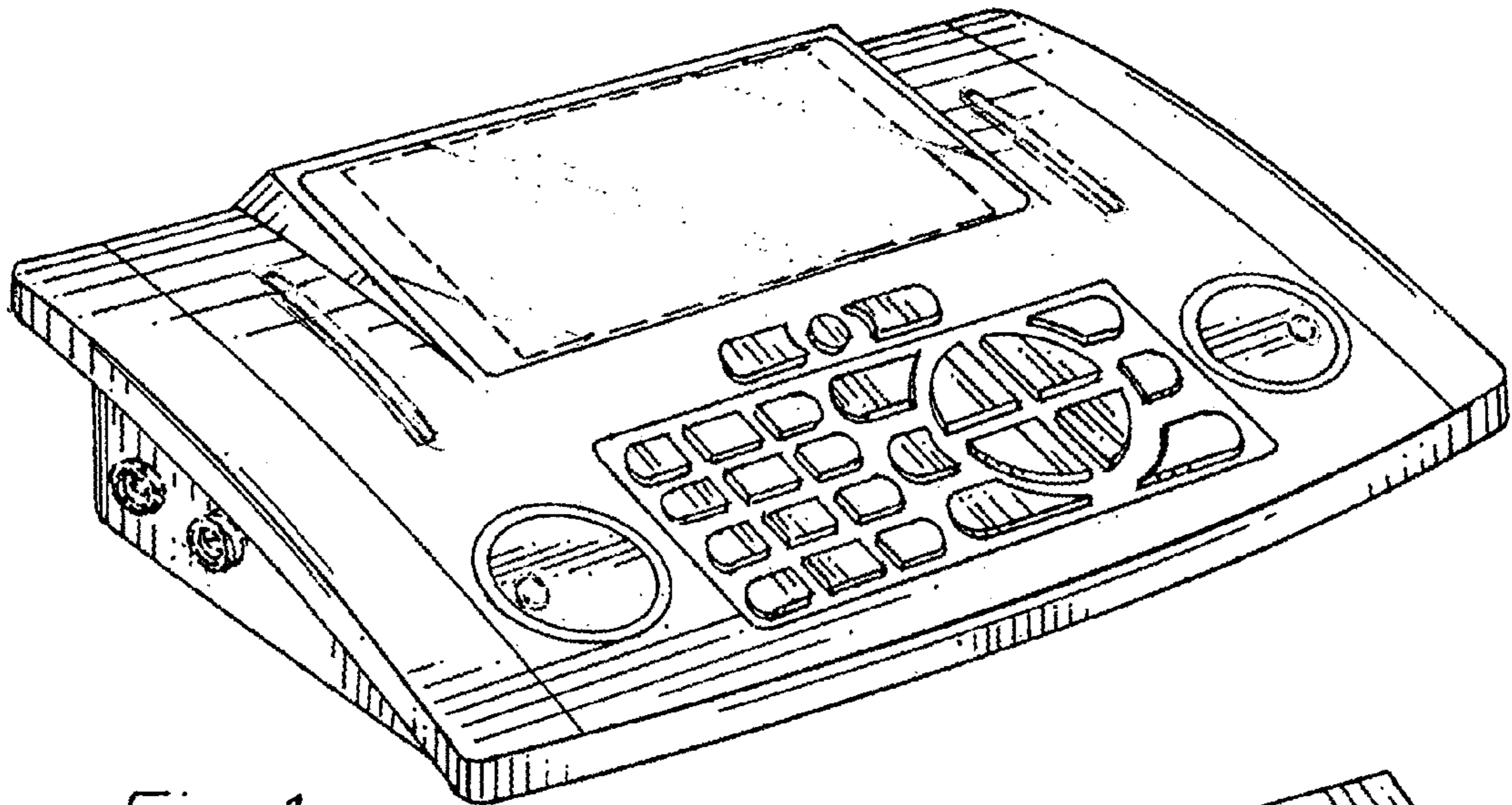


Fig. 1

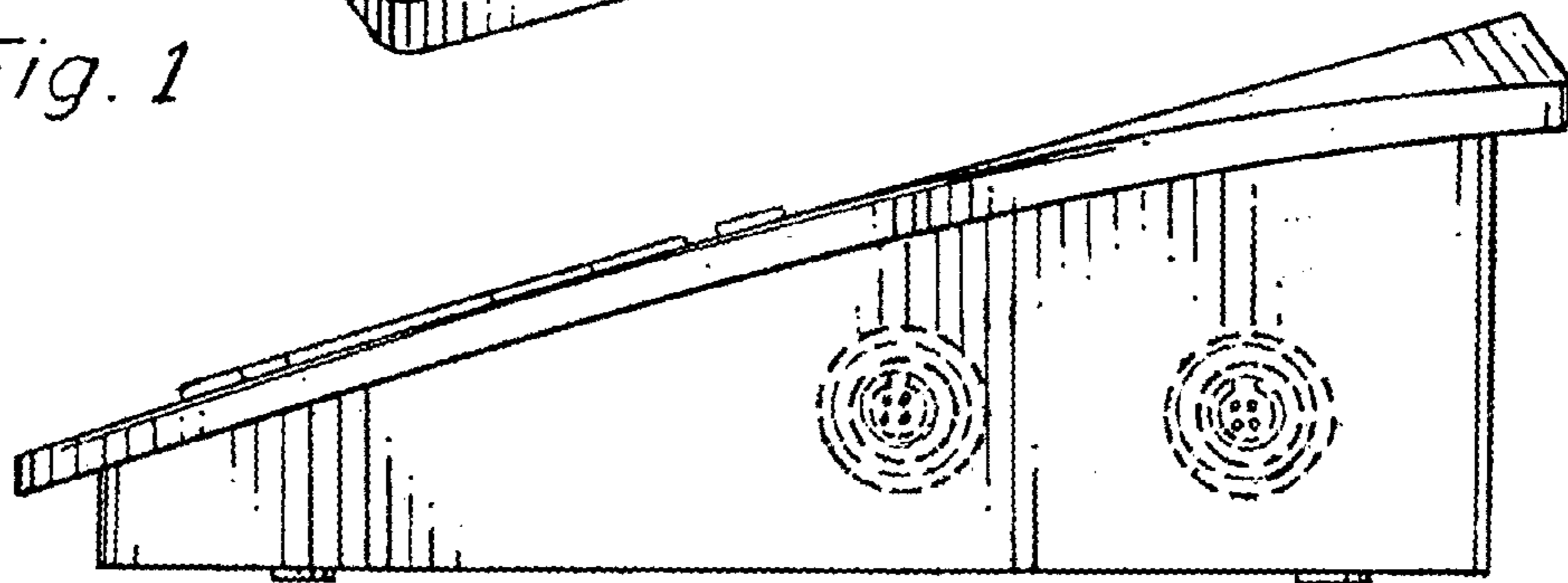


Fig. 2

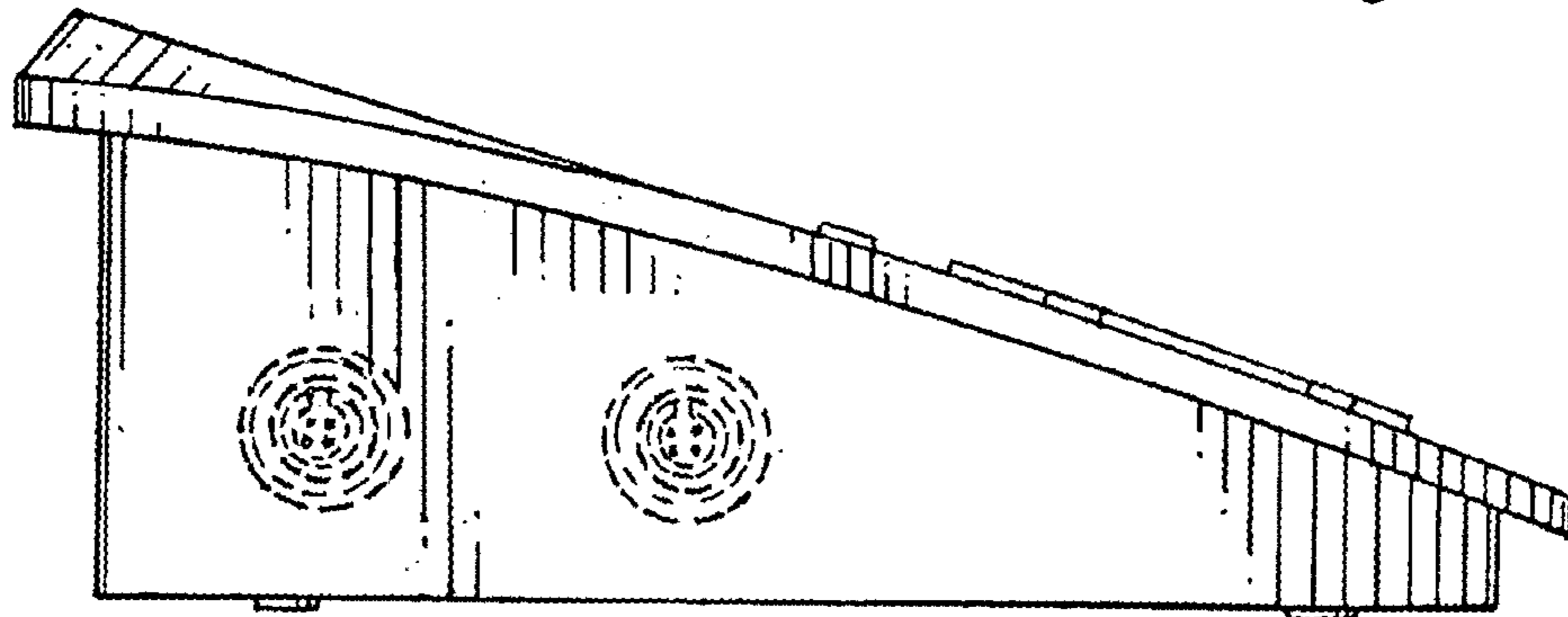


Fig. 3




Fig. 4

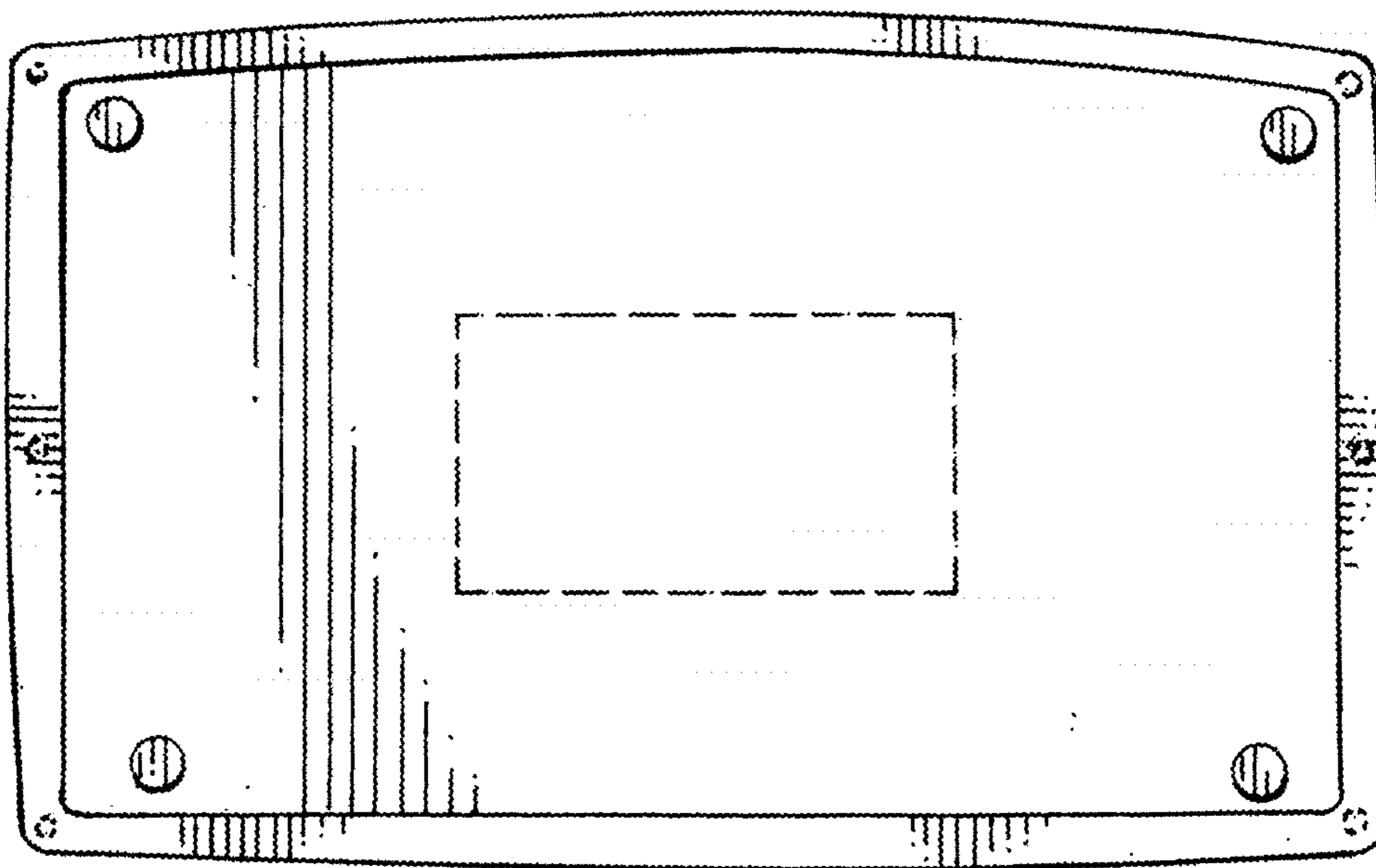


Fig. 5

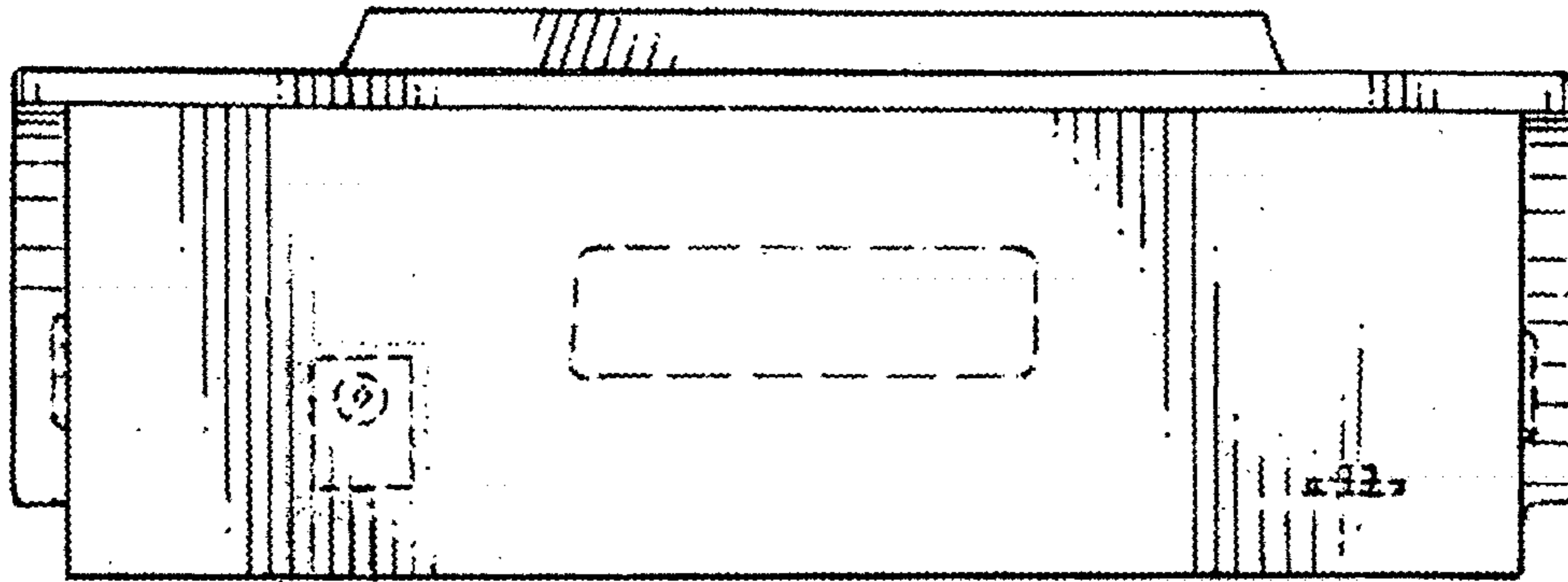


Fig. 6

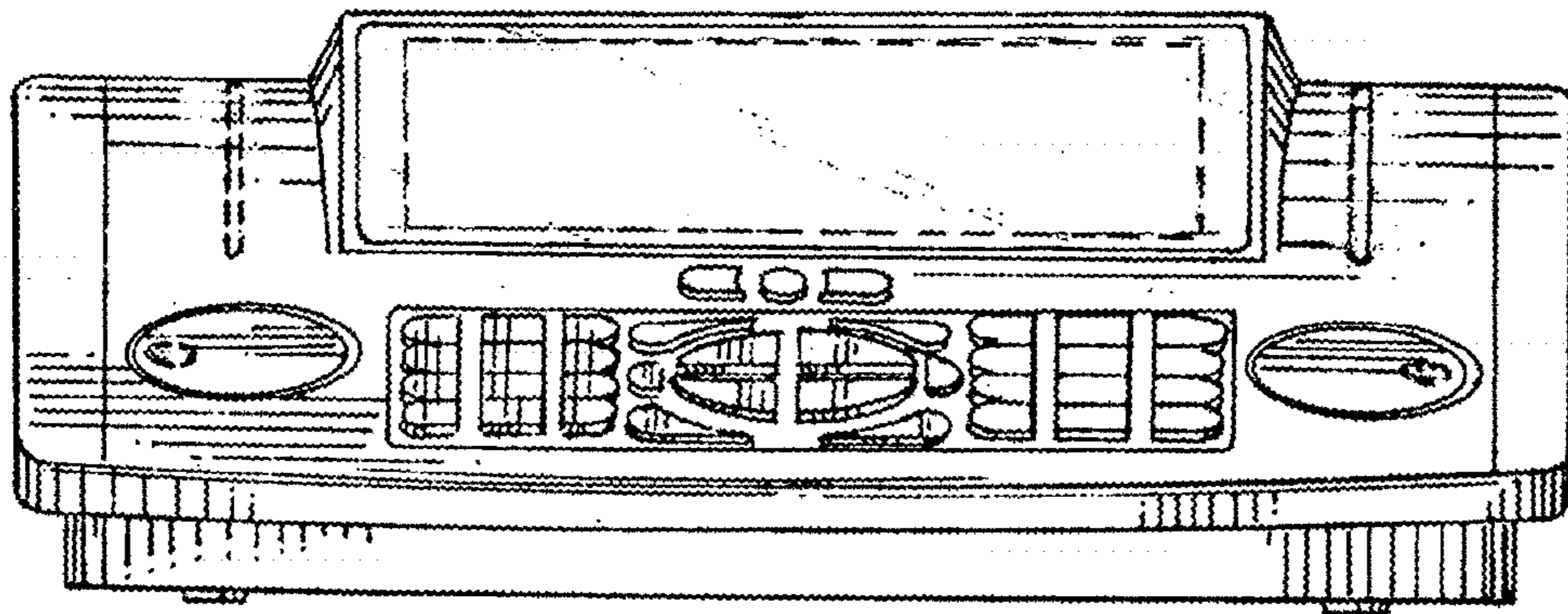


Fig. 7