



US00D748782S

(12) **United States Design Patent**
Zhang et al.

(10) **Patent No.:** **US D748,782 S**

(45) **Date of Patent:** **** *Feb. 2, 2016**

(54) **DISPENSING APPLICATOR**

(71) Applicant: **Adhezion Biomedical, LLC,**
Wyomissing, PA (US)

(72) Inventors: **Sheng Zhang,** Hickory, NC (US);
Rafael Ruiz, Sr., Hudson, NC (US);
Melissa Brent Hill, Granite Falls, NC
(US)

(73) Assignee: **Adhezion Biomedical, LLC,**
Wyomissing, PA (US)

(*) Notice: This patent is subject to a terminal disclaimer.

(**) Term: **14 Years**

(21) Appl. No.: **29/484,679**

(22) Filed: **Mar. 12, 2014**

(51) **LOC (10) Cl.** **24-02**

(52) **U.S. Cl.**
USPC **D24/133**

(58) **Field of Classification Search**
USPC D24/112, 119, 133, 141, 188, 207;
D28/7; D9/723-729; 606/13, 41, 93,
606/112, 201; 600/391; 604/47
See application file for complete search history.

(56) **References Cited**

U.S. PATENT DOCUMENTS

D306,354 S * 2/1990 Konose D28/7
D307,191 S * 4/1990 Blutenthal D28/7

D364,923 S * 12/1995 Chou D24/144
D376,204 S * 12/1996 Huculak et al. D24/146
6,419,661 B1 * 7/2002 Kuhr et al. 604/207
D597,668 S * 8/2009 Woodruff et al. D24/133
D624,238 S * 9/2010 Turner D27/101
D641,468 S * 7/2011 Ruiz et al. D24/133
D641,469 S * 7/2011 Ruiz et al. D24/133
D655,621 S * 3/2012 Py et al. D9/724
D663,836 S * 7/2012 Ruiz et al. D24/133
D664,251 S * 7/2012 Ruiz et al. D24/133
D669,981 S * 10/2012 Ruiz et al. D24/133
D669,982 S * 10/2012 Ruiz et al. D24/133
D686,366 S * 7/2013 Ruiz et al. D28/7
D686,367 S * 7/2013 Ruiz et al. D28/7
2012/0070220 A1 * 3/2012 Ruiz et al. 401/134

* cited by examiner

Primary Examiner — Ian Simmons

Assistant Examiner — Samantha Q Lawrence

(74) *Attorney, Agent, or Firm* — Stradley Ronon Stevens & Young, LLP

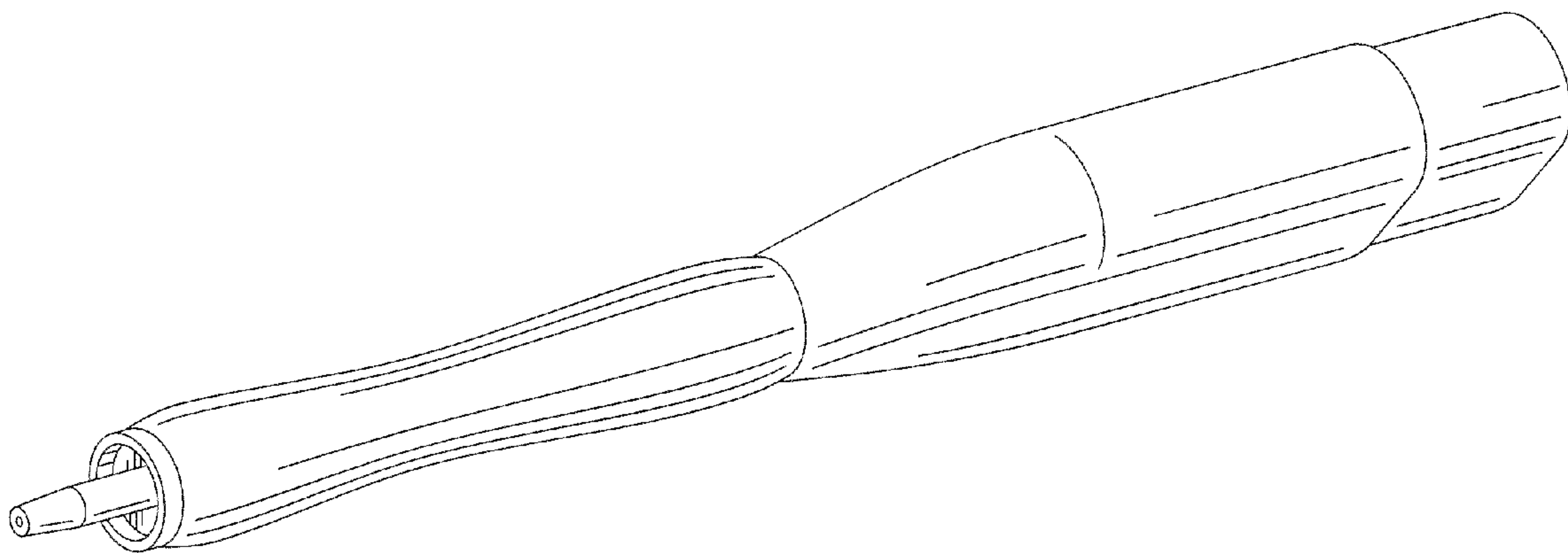
(57) **CLAIM**

The ornamental design for a dispensing applicator, as shown and described.

DESCRIPTION

FIG. 1 is a perspective view of a dispensing applicator; FIG. 2 is a front view of the dispensing applicator; FIG. 3 is a rear view of the dispensing applicator; FIG. 4 is a side view of the dispensing applicator; FIG. 5 is a top view of the dispensing applicator; and, FIG. 6 is an opposing side view of the dispensing applicator.

1 Claim, 2 Drawing Sheets



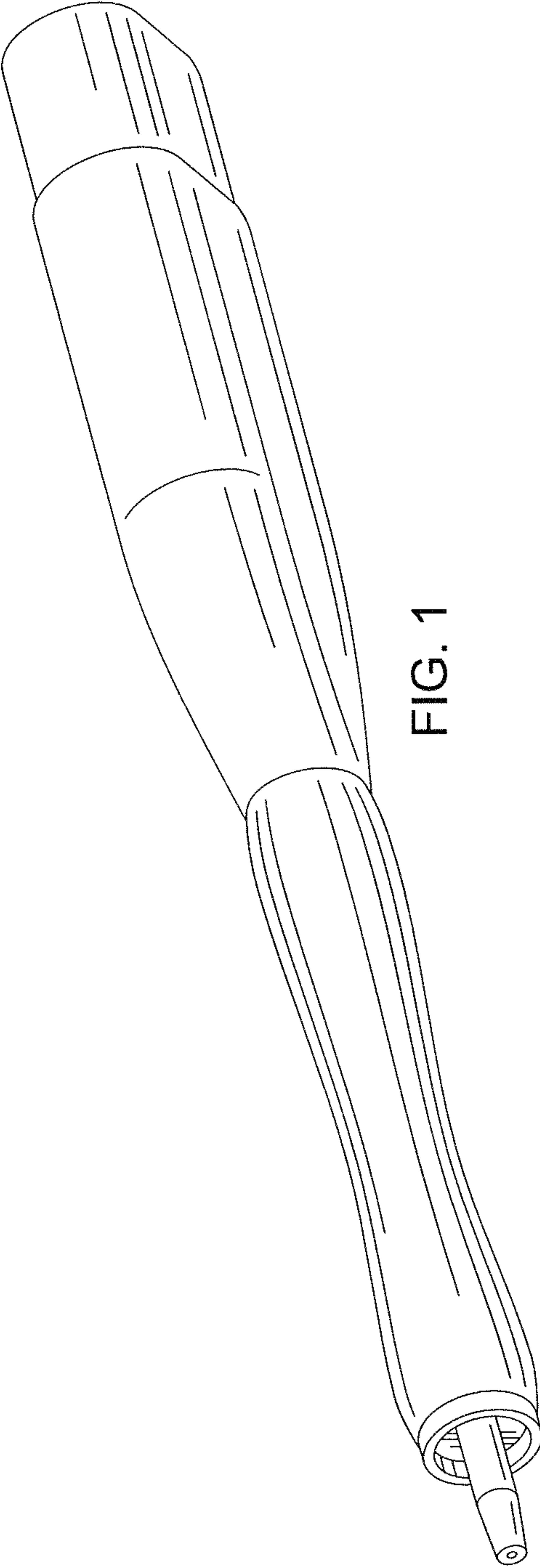


FIG. 1

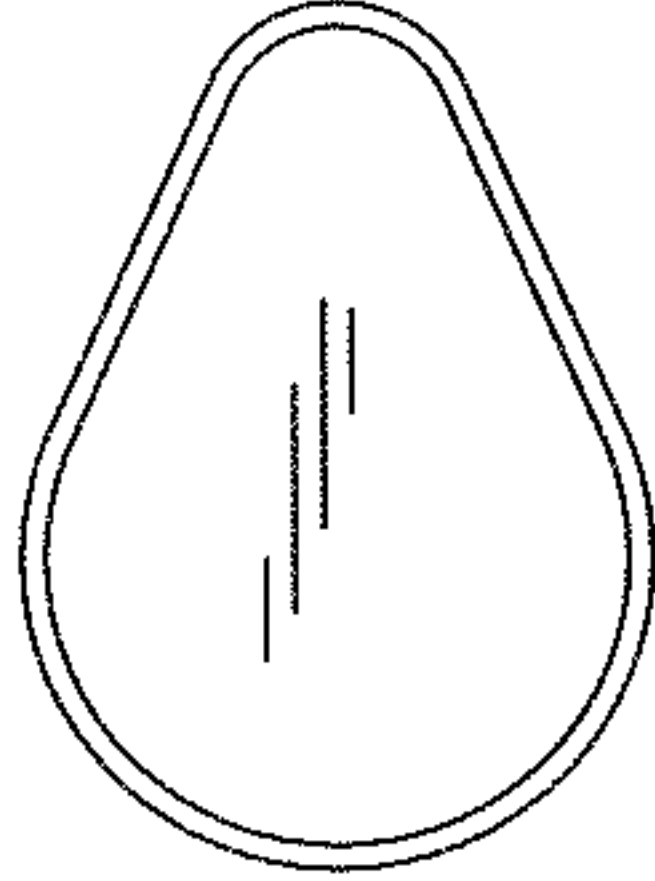


FIG. 3

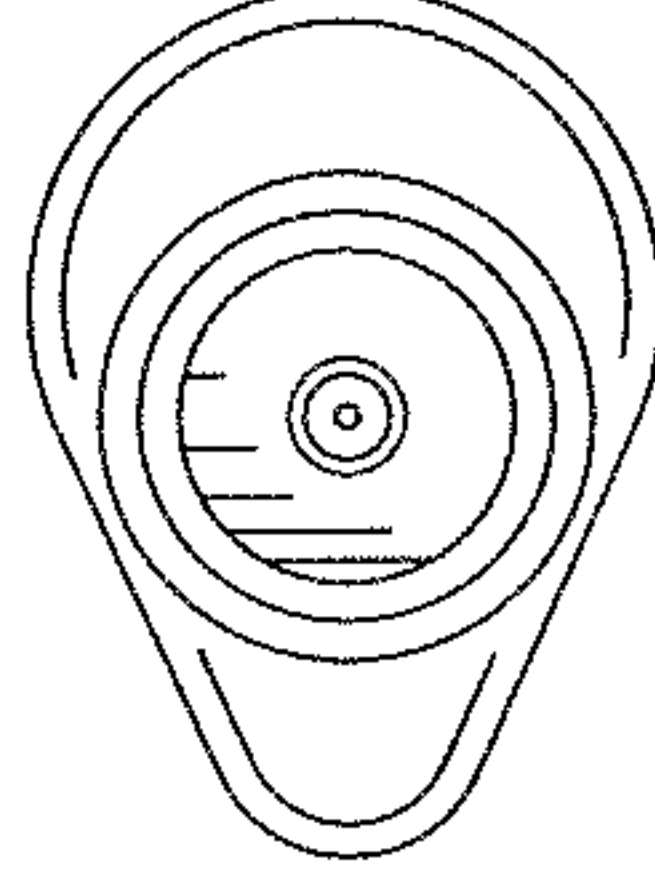


FIG. 2

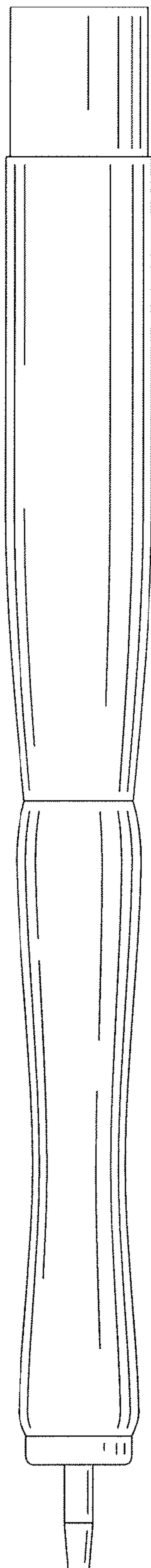


FIG. 4

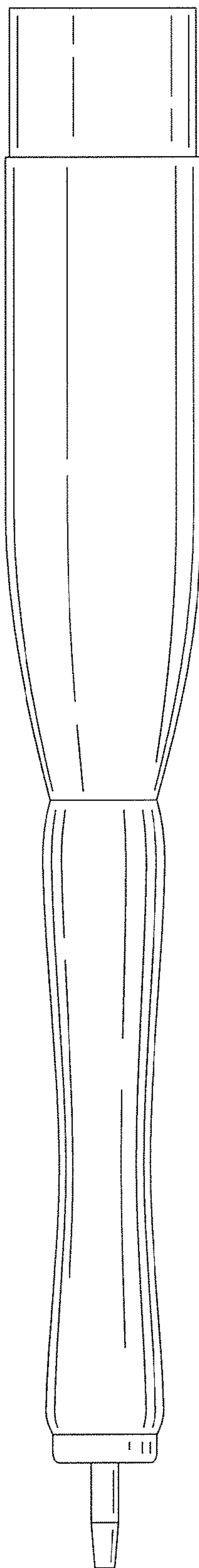


FIG. 5

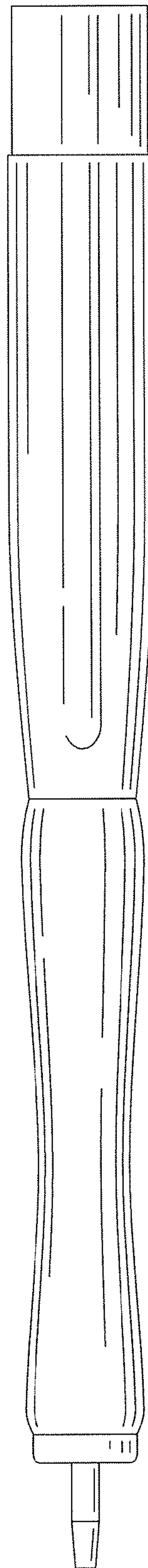


FIG. 6