



US00D748775S

(12) **United States Design Patent**
Greeson, Jr.

(10) **Patent No.:** **US D748,775 S**
(45) **Date of Patent:** **** Feb. 2, 2016**

(54) **SUCTION DEVICE**

(71) Applicant: **Medline Industries, Inc.**, Mundelein, IL
(US)

(72) Inventor: **Dale F. Greeson, Jr.**, Lake Forest, IL
(US)

(73) Assignee: **Medline Industries, Inc.**, Mundelein, IL
(US)

(**) Term: **14 Years**

(21) Appl. No.: **29/484,046**

(22) Filed: **Mar. 5, 2014**

Related U.S. Application Data

(63) Continuation of application No. 11/509,917, filed on
Aug. 24, 2006, now Pat. No. 8,834,407.

(51) **LOC (10) Cl.** **24-02**

(52) **U.S. Cl.**
USPC **D24/112**

(58) **Field of Classification Search**
USPC D24/127-131, 112-114, 133, 186;
606/181, 185; 604/264, 272, 115, 232,
604/187, 158, 164.08, 192, 263, 163, 181,
604/184, 198, 227; 600/101, 139, 143;
128/200.24, 207.14, 207.15
CPC ... A61M 1/008; A61M 16/0463; F16B 47/00;
A61C 17/043; B23Q 11/0046
See application file for complete search history.

(56) **References Cited**

U.S. PATENT DOCUMENTS

D231,616 S * 5/1974 Hildebrant D24/224
3,860,001 A * 1/1975 Levin 604/279
D270,819 S * 10/1983 Simons D10/84
4,490,138 A * 12/1984 Lipsky et al. 604/40

D287,166 S * 12/1986 Lipsky et al. D24/127
5,300,075 A * 4/1994 Gordon 606/322
5,782,837 A * 7/1998 York 606/106
D436,183 S * 1/2001 Stevens et al. D24/224
D477,669 S * 7/2003 Zhou et al. D24/224
D506,550 S * 6/2005 Greenberg D24/133
D512,150 S * 11/2005 Iddan et al. D24/186
D518,872 S * 4/2006 Py et al. D23/213
D574,490 S * 8/2008 Patzer D24/129
D677,379 S * 3/2013 Orsing D24/112
D702,830 S * 4/2014 Hannah D24/108
8,870,568 B1 * 10/2014 Ream 433/93
D716,965 S * 11/2014 Fruscella D24/224
8,920,404 B2 * 12/2014 Difiore et al. 604/523
2006/0122592 A1 * 6/2006 Treat 606/27
2008/0145815 A1 * 6/2008 Hershey et al. 433/91
2008/0242934 A1 * 10/2008 Skerven et al. 600/156
2011/0023888 A1 * 2/2011 Vazales et al. 128/207.14
2011/0139151 A1 * 6/2011 Burns 128/203.12
2012/0078224 A1 * 3/2012 Lerner et al. 604/506
2015/0099993 A1 * 4/2015 Weaver et al. 600/531

* cited by examiner

Primary Examiner — David Muller

Assistant Examiner — Nathan Johnston

(74) *Attorney, Agent, or Firm* — McAndrews Held &
Malloy, Ltd.

(57) **CLAIM**

The ornamental design for a suction device, as shown and
described.

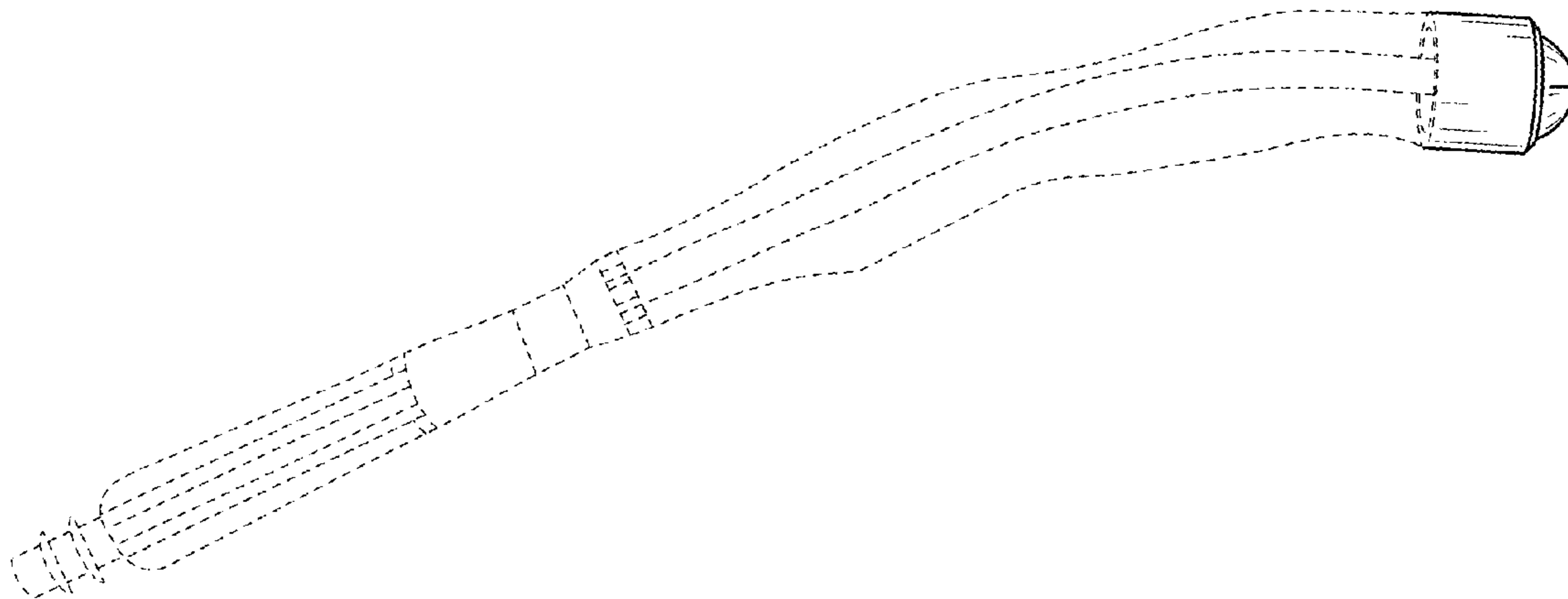
DESCRIPTION

FIG. 1 is a perspective view of a suction device showing our
new design; and,

FIG. 2 is a top plan view thereof.

The dashed broken lines are for purposes of illustrating por-
tions of the suction device and form no part of the claimed
design. Views of the suction device not shown in the figures
form no part of the claimed design.

1 Claim, 1 Drawing Sheet



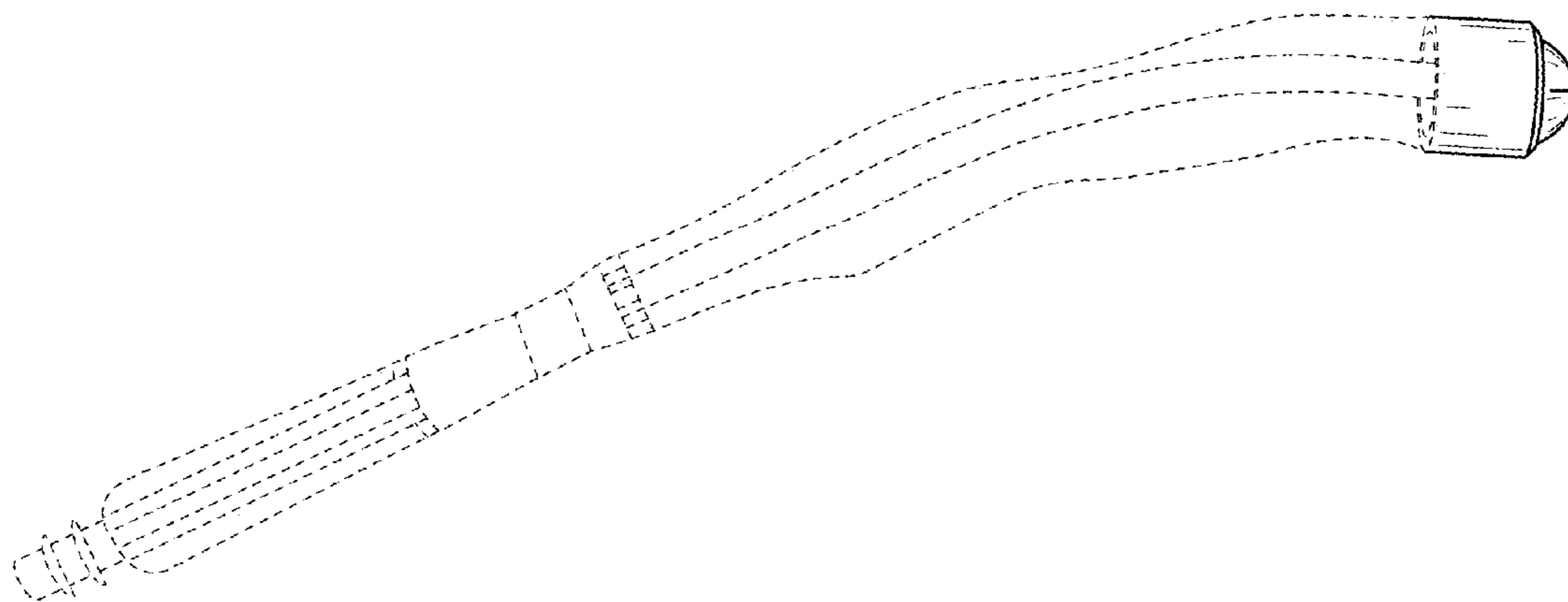


Fig. 1

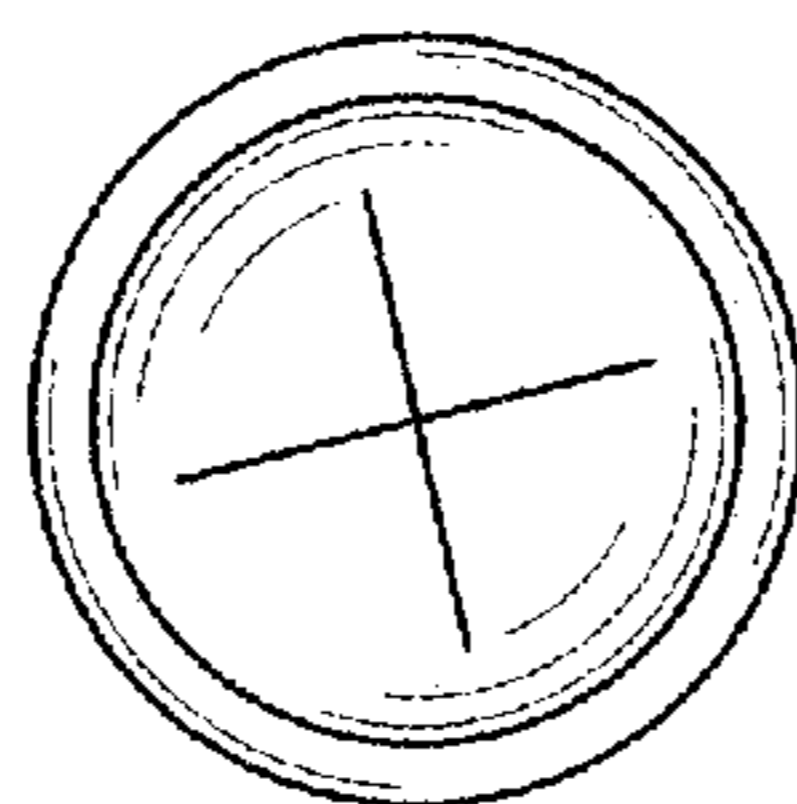


Fig. 2