



US00D748768S

(12) **United States Design Patent**
Stanton

(10) **Patent No.:** **US D748,768 S**
(45) **Date of Patent:** **** Feb. 2, 2016**

- (54) **COMBINATION FIREPLACE, FOUNTAIN, MUSIC PLAYER AND PLANTER**
- (71) Applicant: **Woods International, Inc.**, High Point, NC (US)
- (72) Inventor: **Shawn Stanton**, High Point, NC (US)
- (73) Assignee: **Woods International, Inc.**, High Point, NC (US)
- (**) Term: **14 Years**
- (21) Appl. No.: **29/478,461**
- (22) Filed: **Jan. 6, 2014**
- (51) **LOC (10) Cl.** **23-03**
- (52) **U.S. Cl.**
USPC **D23/343**; D11/156; D23/201; D14/203.2
- (58) **Field of Classification Search**
USPC D23/342-345, 350, 404, 398; 126/500, 126/25 R, 37 B, 41 R, 50, 506, 512, 513, 126/543, 305, 306; 431/125, 126, 253
CPC F24B 1/18; F24B 1/1802; F24B 1/1804; F24B 1/1806; F24B 1/1808; F24B 1/181; F24B 1/182; F24B 1/183; F24B 1/185; F24B 1/198
See application file for complete search history.

5,014,682 A *	5/1991	Payson et al.	126/501
5,092,312 A	3/1992	Zolow	126/500
5,263,470 A *	11/1993	Whitehouse	126/500
5,482,028 A *	1/1996	Binzer	126/512
5,839,428 A *	11/1998	Schroeter et al.	126/512
5,887,388 A *	3/1999	Hempel et al.	52/27
6,350,498 B1 *	2/2002	Hess et al.	428/15
6,601,579 B2 *	8/2003	Fier et al.	126/512
6,790,033 B2	9/2004	Grady et al.	431/253
6,901,925 B2	6/2005	Coughlin	126/500
D625,397 S *	10/2010	Gallo	D23/343
7,806,345 B2 *	10/2010	Tsunekawa et al.	237/49
8,403,238 B2	3/2013	Hurtado	239/20
D691,251 S *	10/2013	Couture	D23/342
2007/0101988 A1	5/2007	Bingham et al.	126/544
2009/0178667 A1	7/2009	Kline	126/500

* cited by examiner

Primary Examiner — David Muller

(74) *Attorney, Agent, or Firm* — MacCord Mason PLLC

(57) **CLAIM**

The ornamental design for a combination fireplace, fountain, music player and planter, as shown and described.

DESCRIPTION


FIG. 1 is a front elevation view of a combination fireplace, fountain, music player and planter showing my new design; FIG. 2 is a right side view, the opposite side being a mirror image thereof; FIG. 3 is a top view thereof; and, FIG. 4 is a perspective view thereof. The broken line showing of parts of the drawings is included for the purpose of illustrating use and environment and forms no part of the claimed design.

1 Claim, 3 Drawing Sheets

(56) **References Cited**

U.S. PATENT DOCUMENTS

4,236,498 A *	12/1980	Taliaferro	126/510
4,249,510 A *	2/1981	Anderson	126/518
4,773,589 A *	9/1988	Boyd	126/504



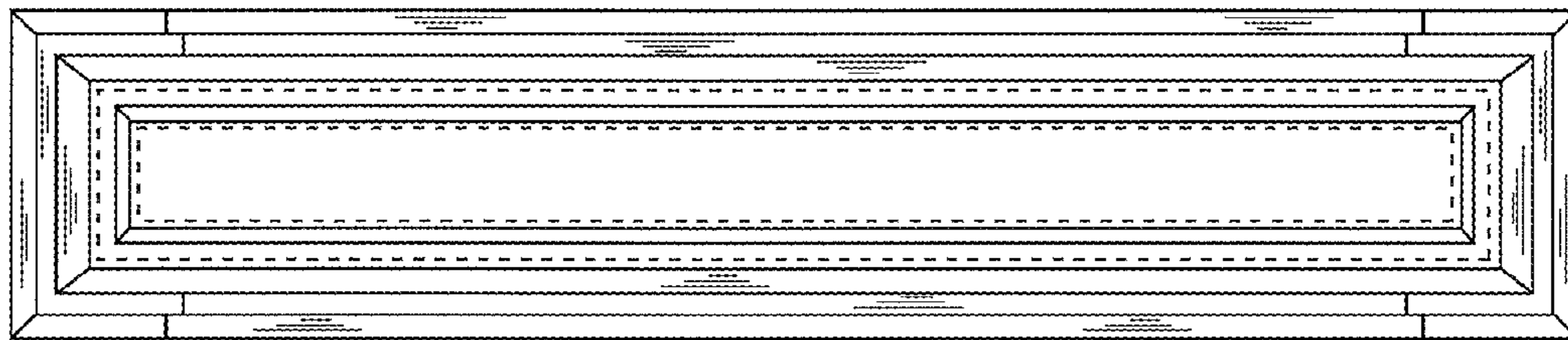


FIG. 3

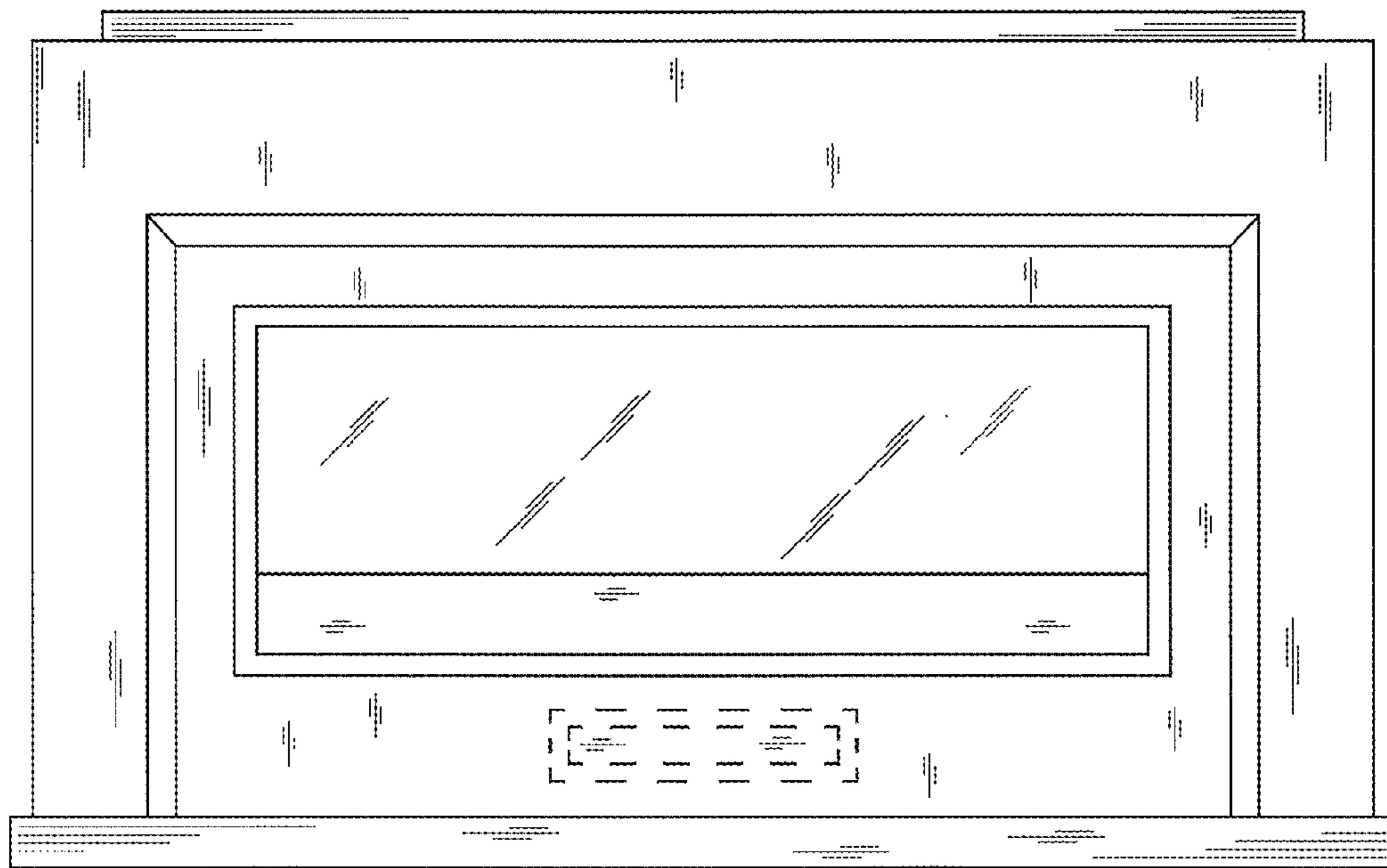


FIG. 1

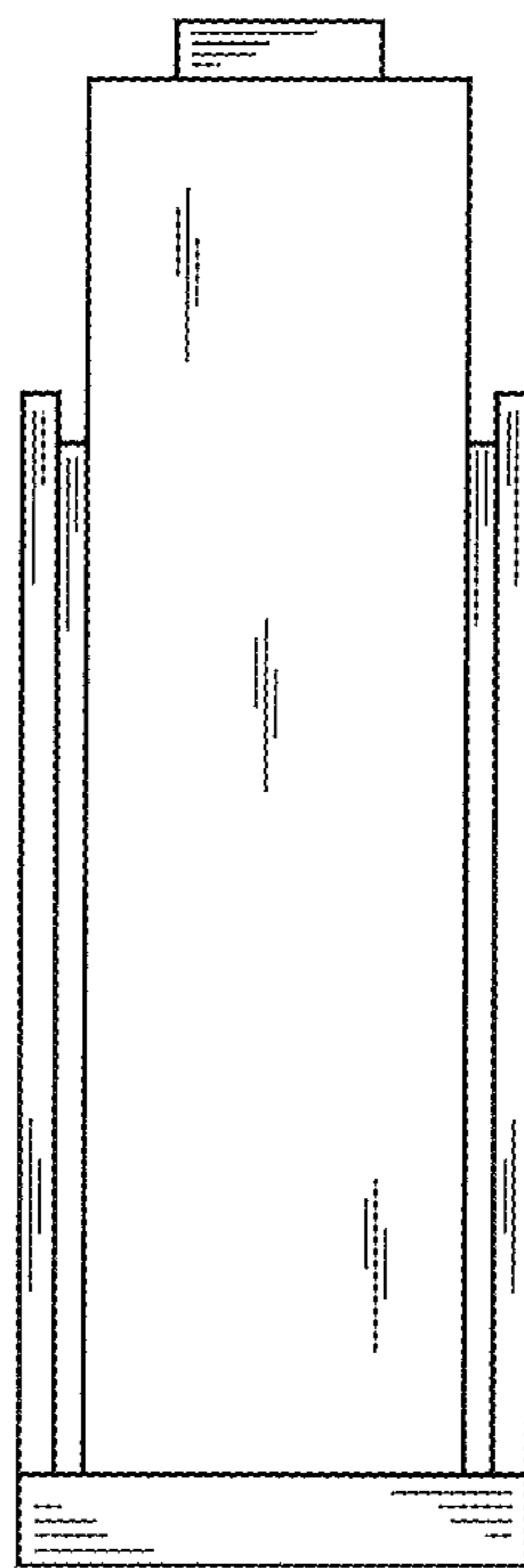


FIG. 2




FIG. 4