



US00D748752S

(12) **United States Design Patent**  
**Nokes**

(10) **Patent No.:** **US D748,752 S**

(45) **Date of Patent:** **\*\* Feb. 2, 2016**

(54) **HAND HELD STRAPLESS WATER PADDLE**

(71) Applicant: **Ronald W. Nokes**, Westminster, CO  
(US)

(72) Inventor: **Ronald W. Nokes**, Westminster, CO  
(US)

(\*\*) Term: **14 Years**

(21) Appl. No.: **29/471,251**

(22) Filed: **Oct. 30, 2013**

(51) **LOC (10) Cl.** ..... **21-06**

(52) **U.S. Cl.**  
USPC ..... **D21/807**

(58) **Field of Classification Search**  
USPC ..... D21/804-807; D29/100, 101.1, 101, 4;  
2/456, 458, 467, 463; 441/88, 89, 106,  
441/108, 111, 114-117; D6/392, 595, 596,  
D6/601, 604, 605  
CPC ..... B63C 9/115; B63C 9/087; B63C 9/093;  
B63C 9/105; B63C 9/1055; B63C 9/11;  
B63C 9/125; B63C 9/1255; B63C 9/13;  
B63C 9/131; B63C 9/133; B63C 9/135;  
B63C 9/15; B63C 9/155; B63C 9/18  
See application file for complete search history.

(56) **References Cited**

**U.S. PATENT DOCUMENTS**

2,159,972 A \* 5/1939 Larson ..... 441/58  
4,913,418 A \* 4/1990 Schlueter et al. .... 482/55

5,511,998 A \* 4/1996 Johnson ..... 441/56  
D412,353 S \* 7/1999 Falconer ..... D21/807  
6,019,650 A \* 2/2000 Rives et al. .... 441/58  
D437,912 S \* 2/2001 Chiang ..... D21/807  
D484,559 S \* 12/2003 Peek et al. .... D21/807  
7,179,146 B2 \* 2/2007 Johnson ..... 441/56

\* cited by examiner

*Primary Examiner* — Zenia Bennett

(74) *Attorney, Agent, or Firm* — Edwin H. Crabtree; Ramon L. Pizarro

(57) **CLAIM**

The ornamental design for hand held strapless water paddle, as shown and described.

**DESCRIPTION**

FIG. 1 is a perspective view of a pair of the subject hand held strapless water paddle illustrating my new design. The broken lines of a male model in a swimming pool using the subject water paddles are for environmental purposes only and form no part of the claimed design.

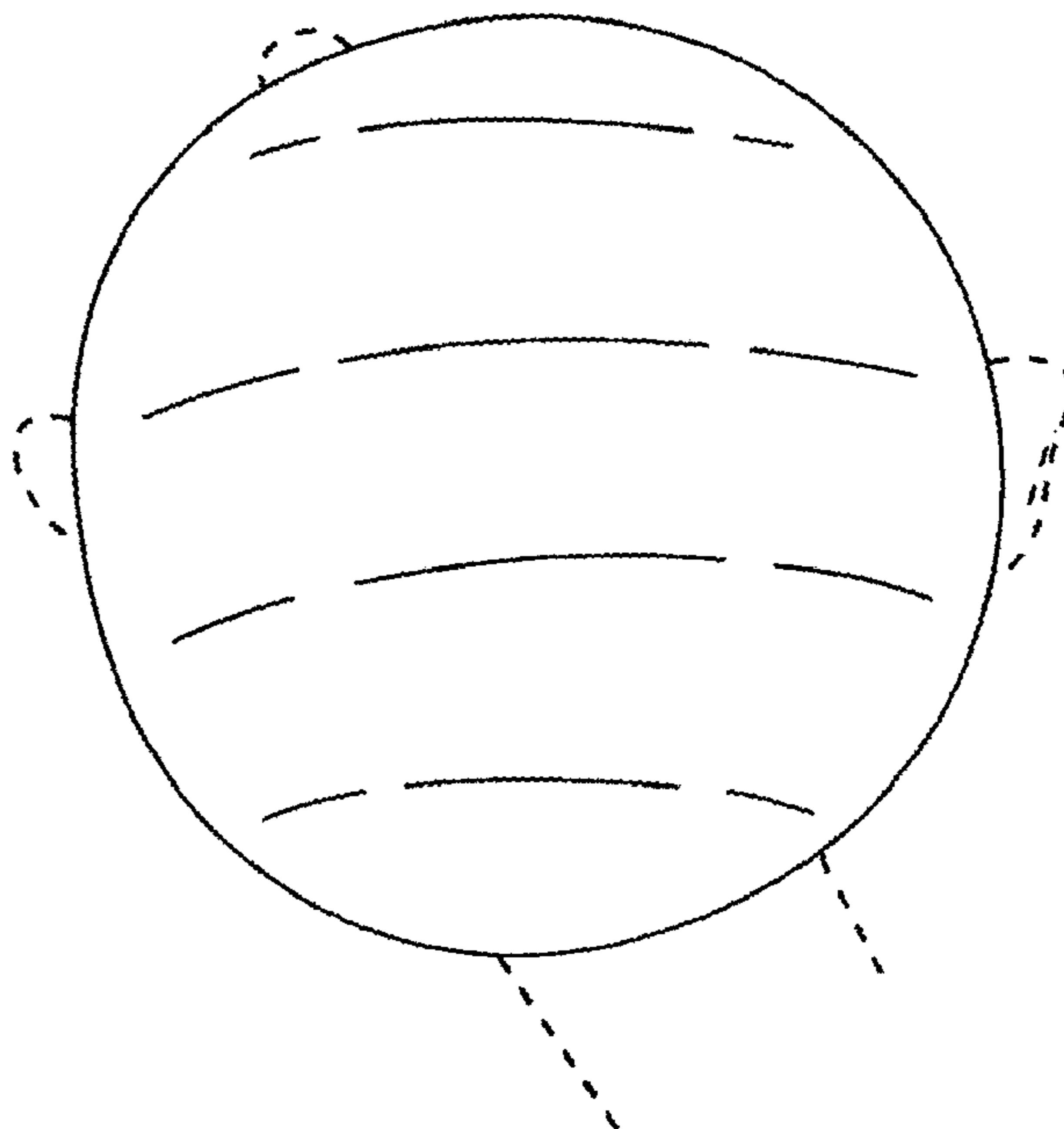

FIG. 2 is a front perspective view of the hand held strapless water paddle;

FIG. 3 is a top view of the hand held strapless water paddle. FIG. 4 is a rear perspective view of the hand held strapless water paddle.

FIG. 5 is a front view of the hand held strapless water paddle. The broken lines of a swimmers hand in FIG. 4 are for environmental purposes only and form no part of the claimed design; and,

FIG. 6 is a rear view of the hand held strapless water paddle. The broken lines of a swimmers hand in FIG. 5 are for environmental purposes only and form no part of the claimed design.

**1 Claim, 2 Drawing Sheets**



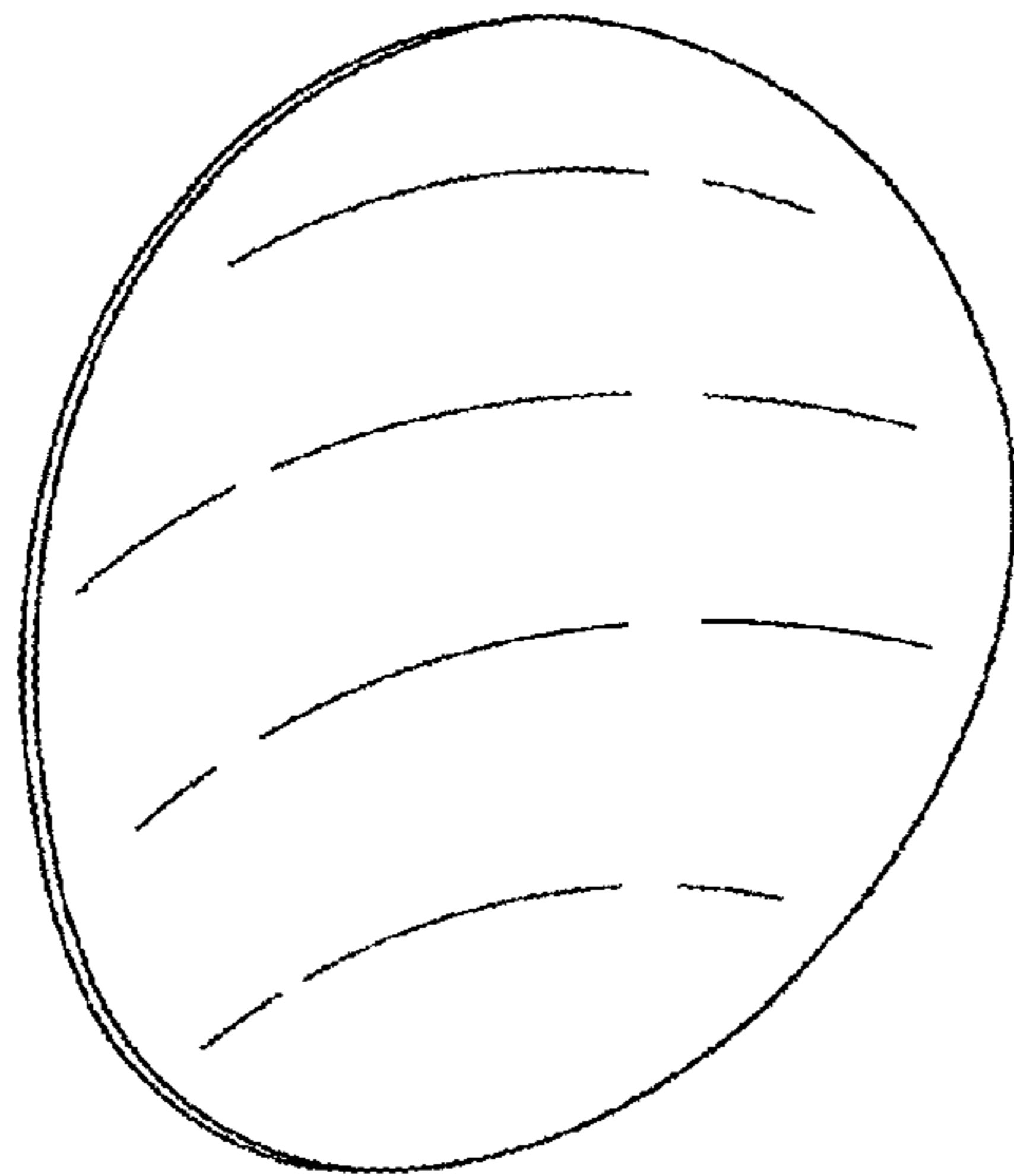
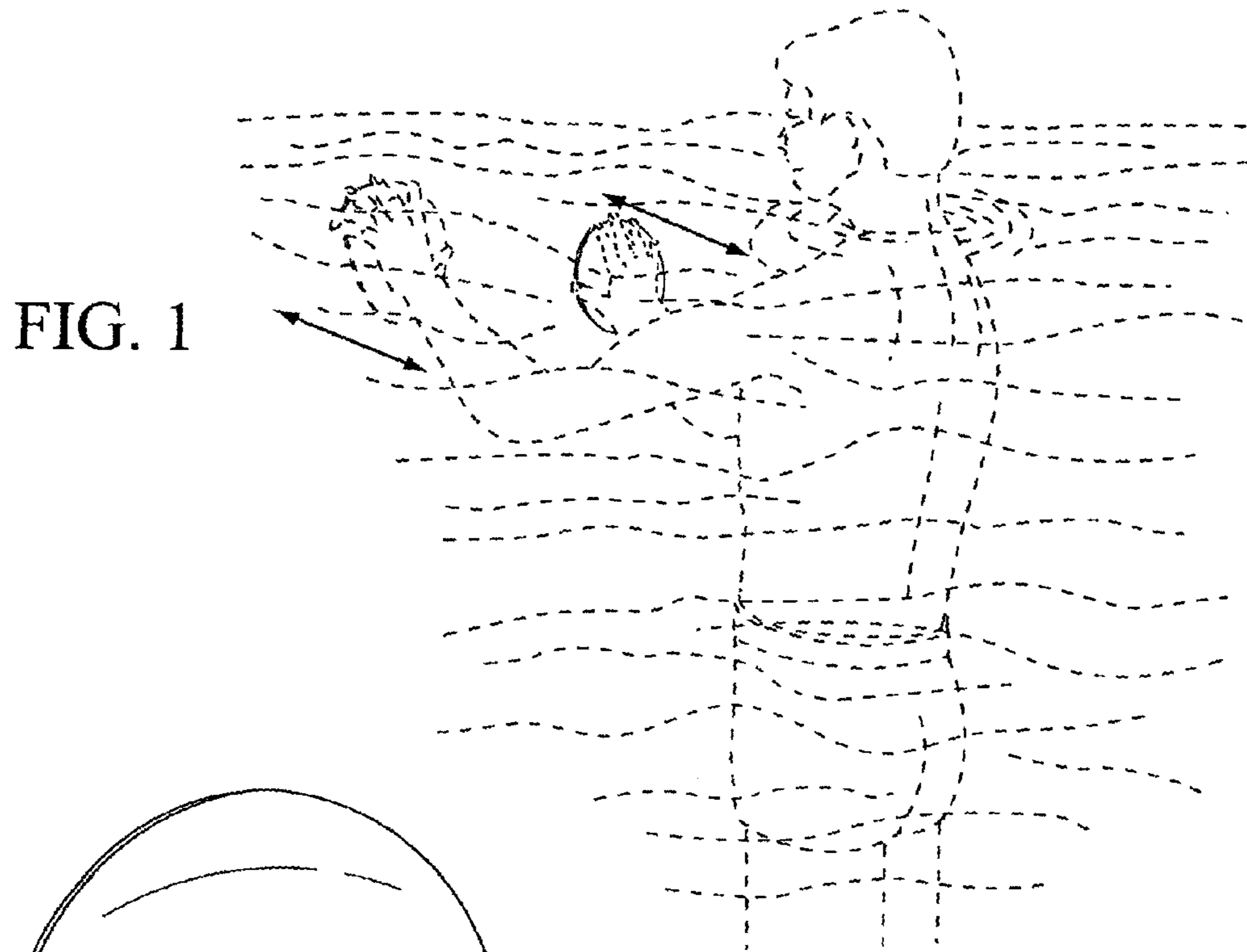


FIG. 2




FIG. 3




FIG. 4

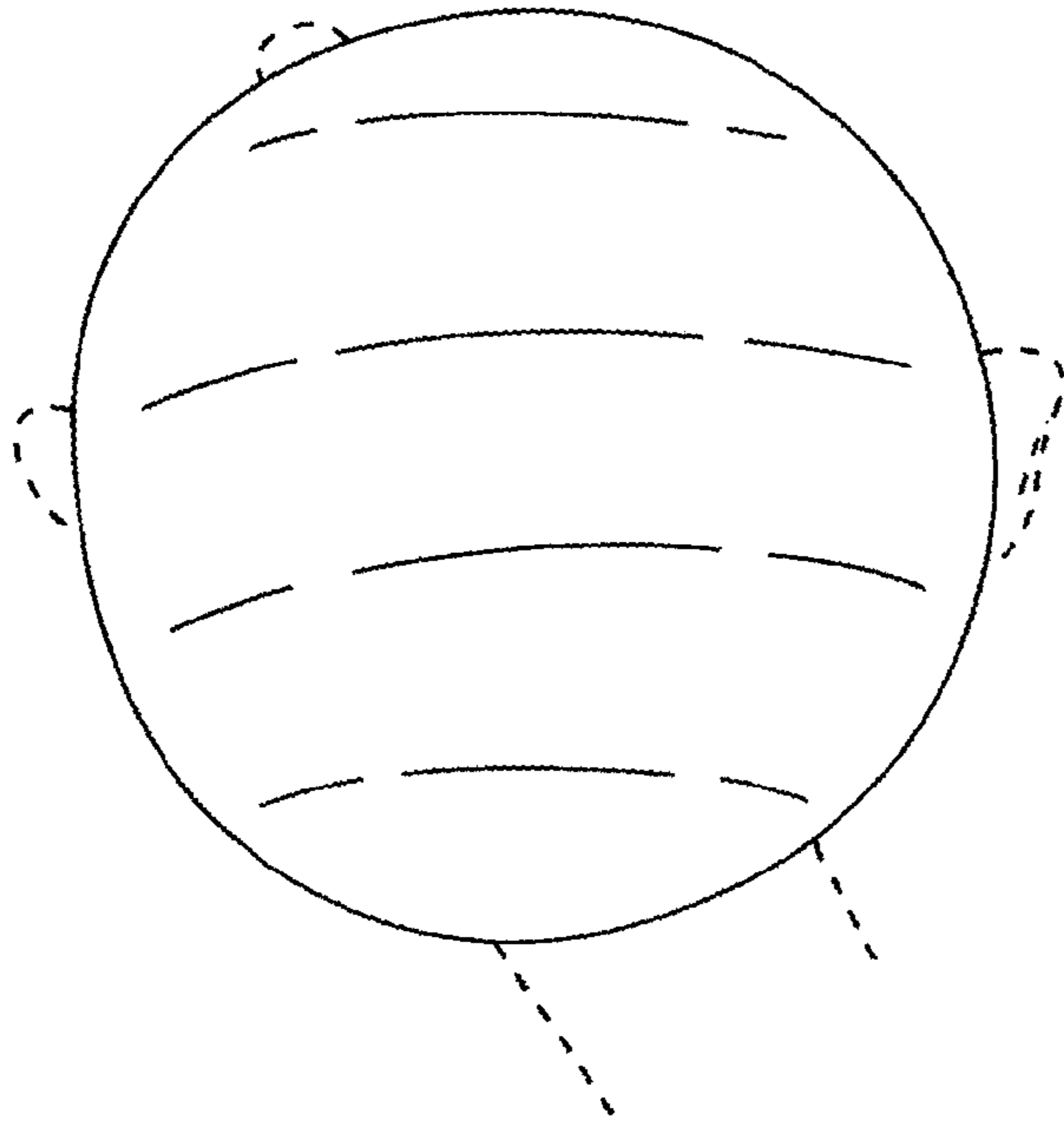


FIG. 5

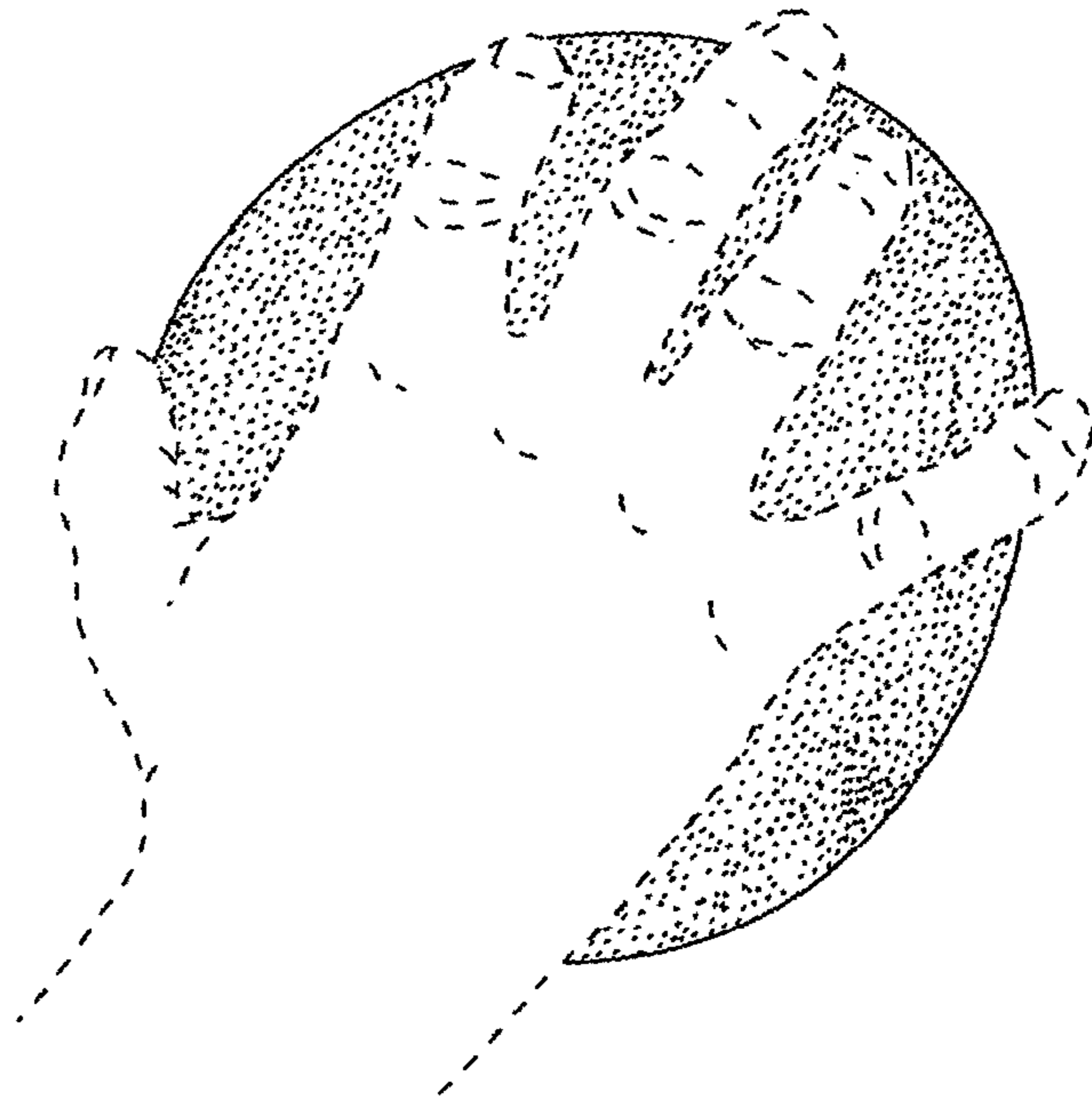


FIG. 6