



US00D748744S

(12) **United States Design Patent**
Hansen

(10) **Patent No.:** **US D748,744 S**

(45) **Date of Patent:** **** *Feb. 2, 2016**

(54) **MULTIBALANCE TRAINER**

(71) Applicant: **BHAS INNOVATION AS**, Oslo (NO)

(72) Inventor: **Bjørn Hansen**, Oslo (NO)

(73) Assignee: **BHAS INNOVATION AS**, Oslo (NO)

(*) Notice: This patent is subject to a terminal disclaimer.

(**) Term: **14 Years**

(21) Appl. No.: **29/501,017**

(22) Filed: **Aug. 29, 2014**

(51) **LOC (10) Cl.** **21-02**

(52) **U.S. Cl.**
USPC **D21/679**

(58) **Field of Classification Search**
USPC D21/679, 662, 753, 694; D8/376;
D10/119.2, 119.3; 482/93, 139, 110,
482/49, 50, 109, 23, 112, 106, 92, 121, 126,
482/122, 128, 148, 129, 79; 602/27
CPC A63B 21/0724; A63B 21/0552; A63B
2210/50; A63B 21/1434; A63B 21/1469;
A63B 21/072; A63B 21/0728; A63B 26/003;
A63B 1/00; Y10S 482/907
See application file for complete search history.

(56) **References Cited**

U.S. PATENT DOCUMENTS

| | | | | | | |
|-----------|----|---|---------|-----------------|-------|---------|
| D263,327 | S | * | 3/1982 | Cooper | | D21/679 |
| D325,945 | S | * | 5/1992 | Gross | | D21/679 |
| D343,875 | S | * | 2/1994 | Webster | | D21/679 |
| D365,861 | S | * | 1/1996 | Moss et al. | | D21/679 |
| D369,627 | S | * | 5/1996 | Thor | | D21/679 |
| D389,038 | S | * | 1/1998 | Rosul | | D8/376 |
| 5,820,531 | A | * | 10/1998 | Choi | | 482/93 |
| 6,280,364 | B1 | * | 8/2001 | Deac et al. | | 482/106 |
| 6,872,174 | B2 | * | 3/2005 | Benach | | 482/121 |
| D516,901 | S | * | 3/2006 | Murray | | D8/376 |
| D517,135 | S | * | 3/2006 | Klein | | D21/679 |
| D549,085 | S | * | 8/2007 | Mevissen et al. | | D8/376 |

| | | | | | | |
|--------------|----|---|---------|-----------------|-------|---------|
| D561,274 | S | * | 2/2008 | Turner | | D21/679 |
| D576,234 | S | * | 9/2008 | Rasmussen | | D21/694 |
| D631,518 | S | * | 1/2011 | Coote | | D21/679 |
| 8,025,615 | B1 | * | 9/2011 | Sargent | | 482/139 |
| D650,263 | S | * | 12/2011 | Barrese | | D8/376 |
| D654,544 | S | * | 2/2012 | Sliemers | | D21/662 |
| D655,356 | S | * | 3/2012 | Sandman | | D21/679 |
| 8,162,808 | B2 | * | 4/2012 | Cook | | 482/112 |
| D728,039 | S | * | 4/2015 | Groshek et al. | | D21/679 |
| 2001/0001094 | A1 | * | 5/2001 | Panes | | 482/93 |
| 2005/0043150 | A1 | * | 2/2005 | Nitta et al. | | 482/79 |
| 2006/0247108 | A1 | * | 11/2006 | Rastegar et al. | | 482/139 |
| 2009/0093349 | A1 | * | 4/2009 | Cooper | | 482/106 |
| 2012/0214651 | A1 | * | 8/2012 | Ross | | 482/129 |
| 2014/0349822 | A1 | * | 11/2014 | Patterson | | 482/139 |

* cited by examiner

Primary Examiner — Robert M Spear

Assistant Examiner — Ryan Harvey

(74) *Attorney, Agent, or Firm* — Birch, Stewart, Kolasch & Birch, LLP

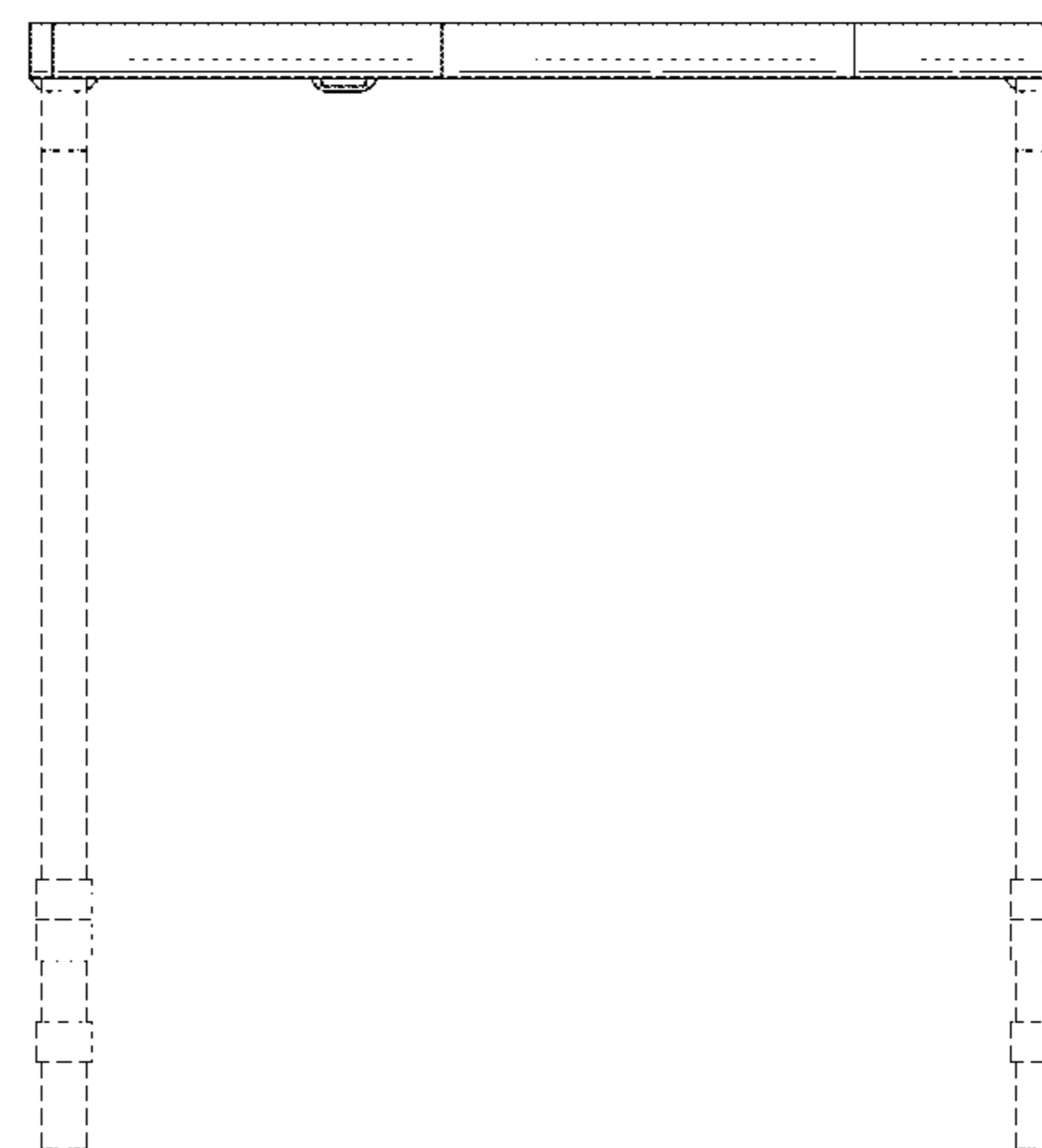
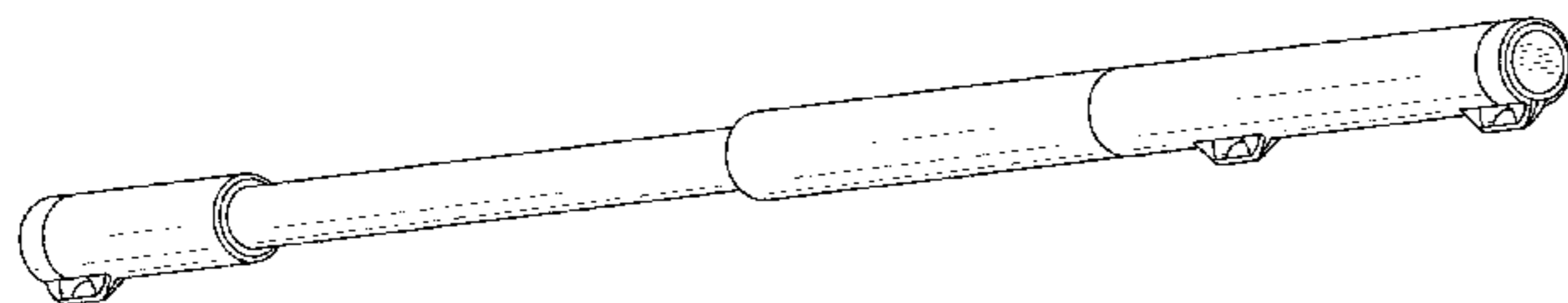
(57) **CLAIM**

The ornamental design for a multibalance trainer, as shown and described.

DESCRIPTION

FIG. 1 is a bottom view of a multibalance trainer showing my new design;
FIG. 2 is a top view thereof;
FIG. 3 is a left side view thereof;
FIG. 4 is a right side view thereof;
FIG. 5 is a rear view thereof;
FIG. 6 is a front view thereof;
FIG. 7 is a bottom, right side perspective view thereof;
FIG. 8 is a bottom, right side perspective view thereof in a contracted state;
FIG. 9 is a left side view thereof in a contracted state, with straps in broken lines; and,
FIG. 10 is a left side view thereof with straps in broken lines. The portions of the drawings illustrated in broken lines represent the environment and form no part of the claimed design.

1 Claim, 6 Drawing Sheets



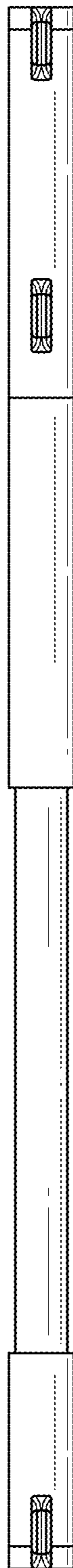


FIG. 1



FIG. 2

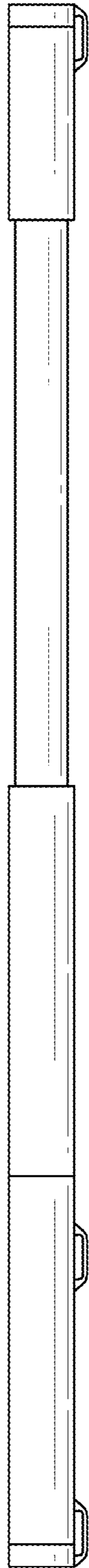


FIG. 3

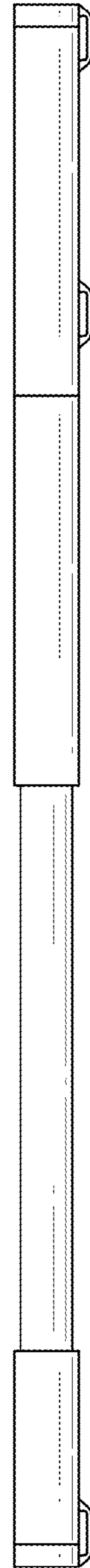


FIG. 4

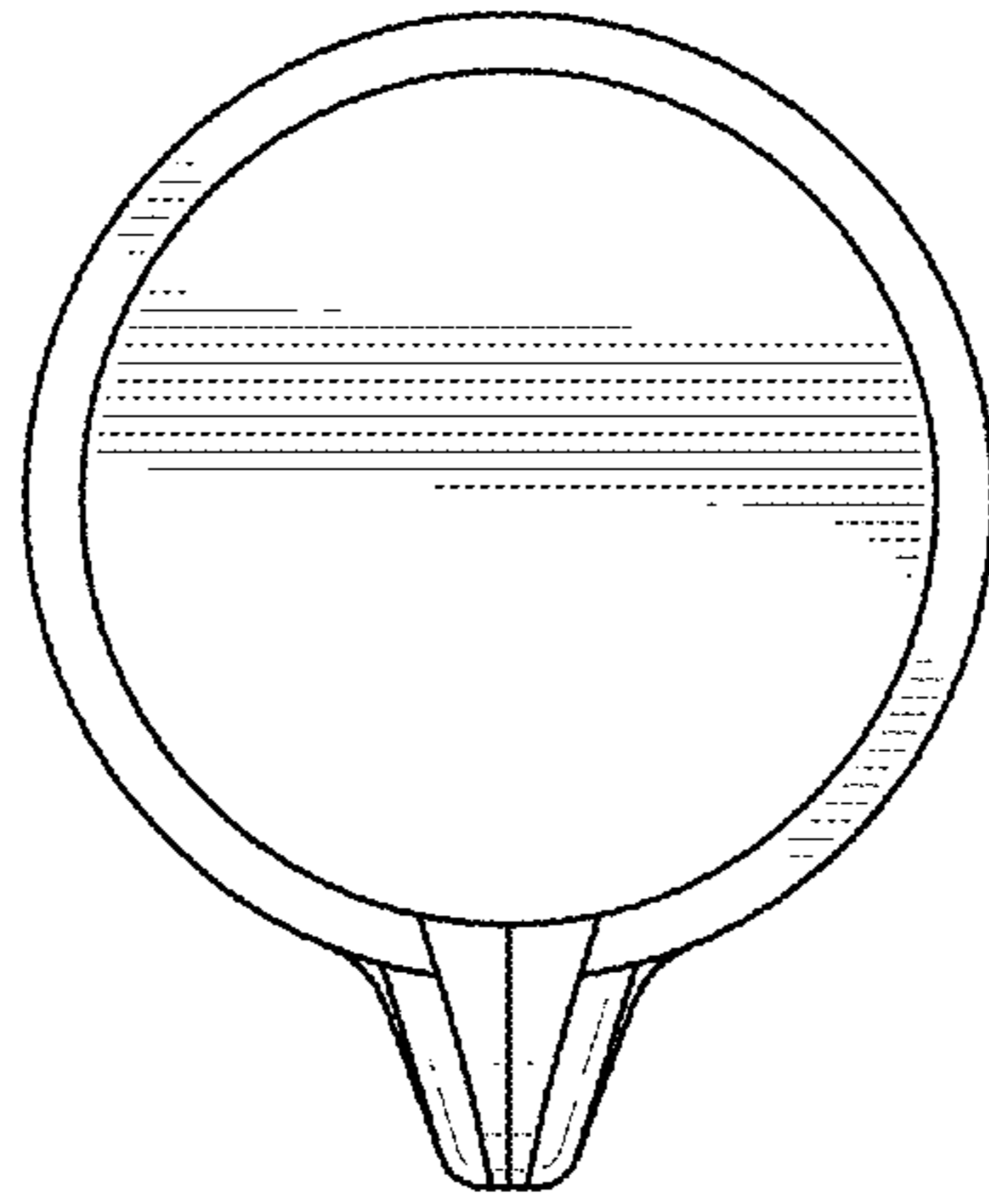


FIG. 5

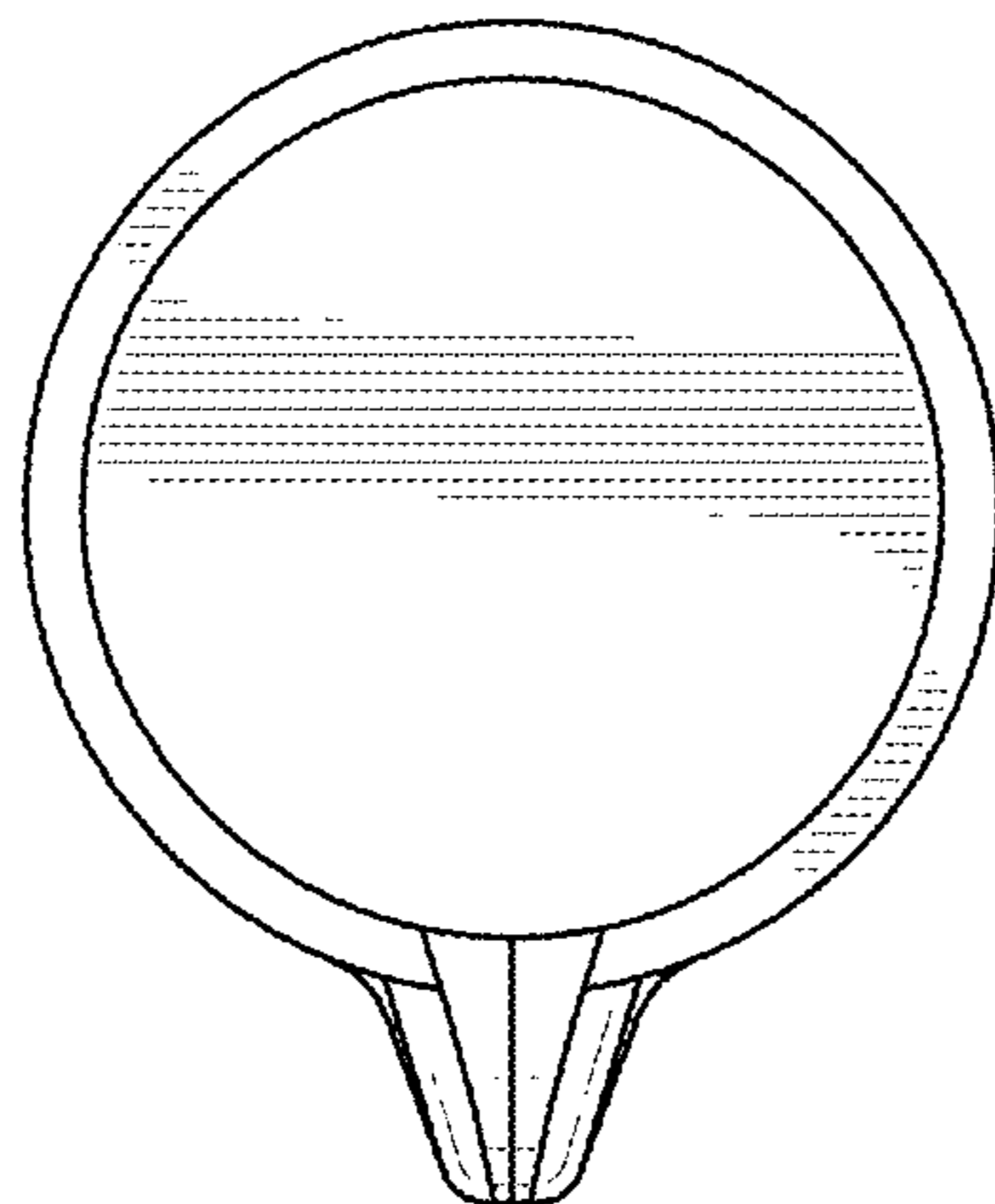


FIG. 6

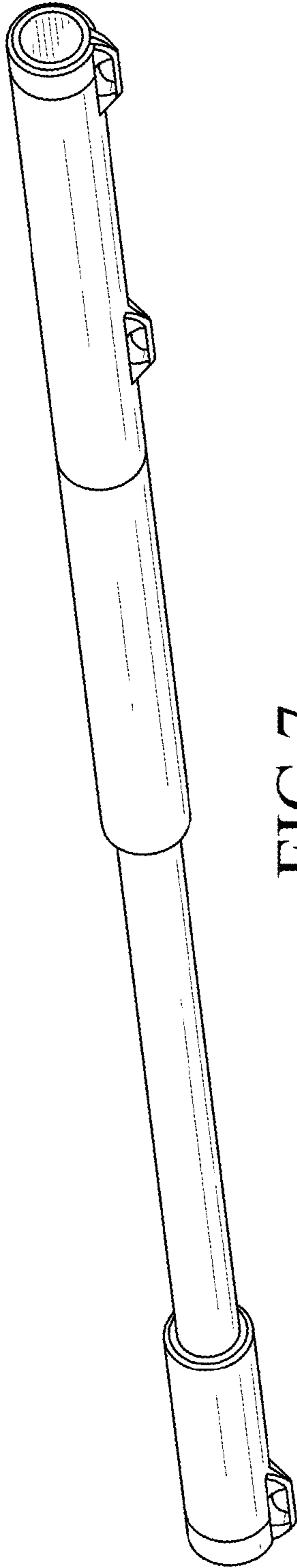


FIG. 7

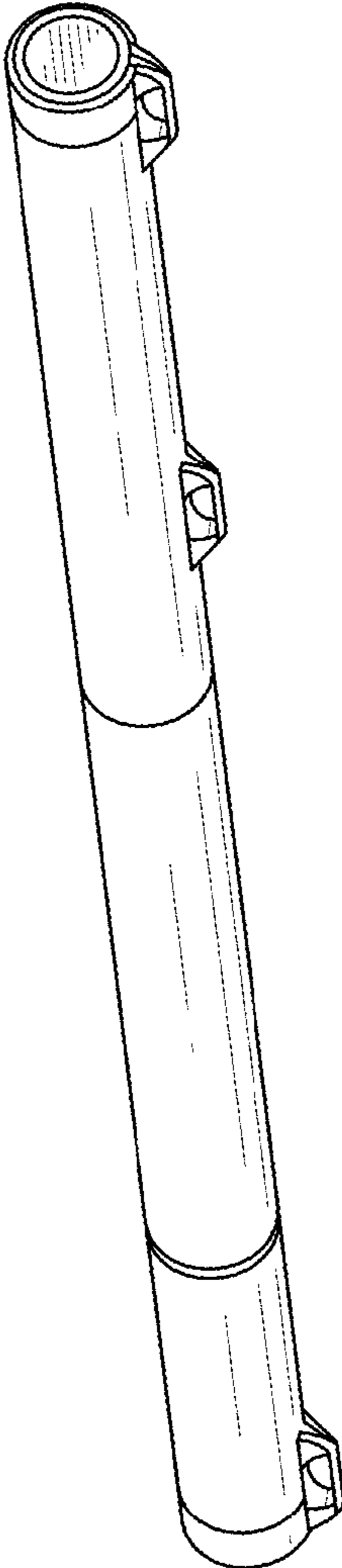


FIG. 8




FIG.9

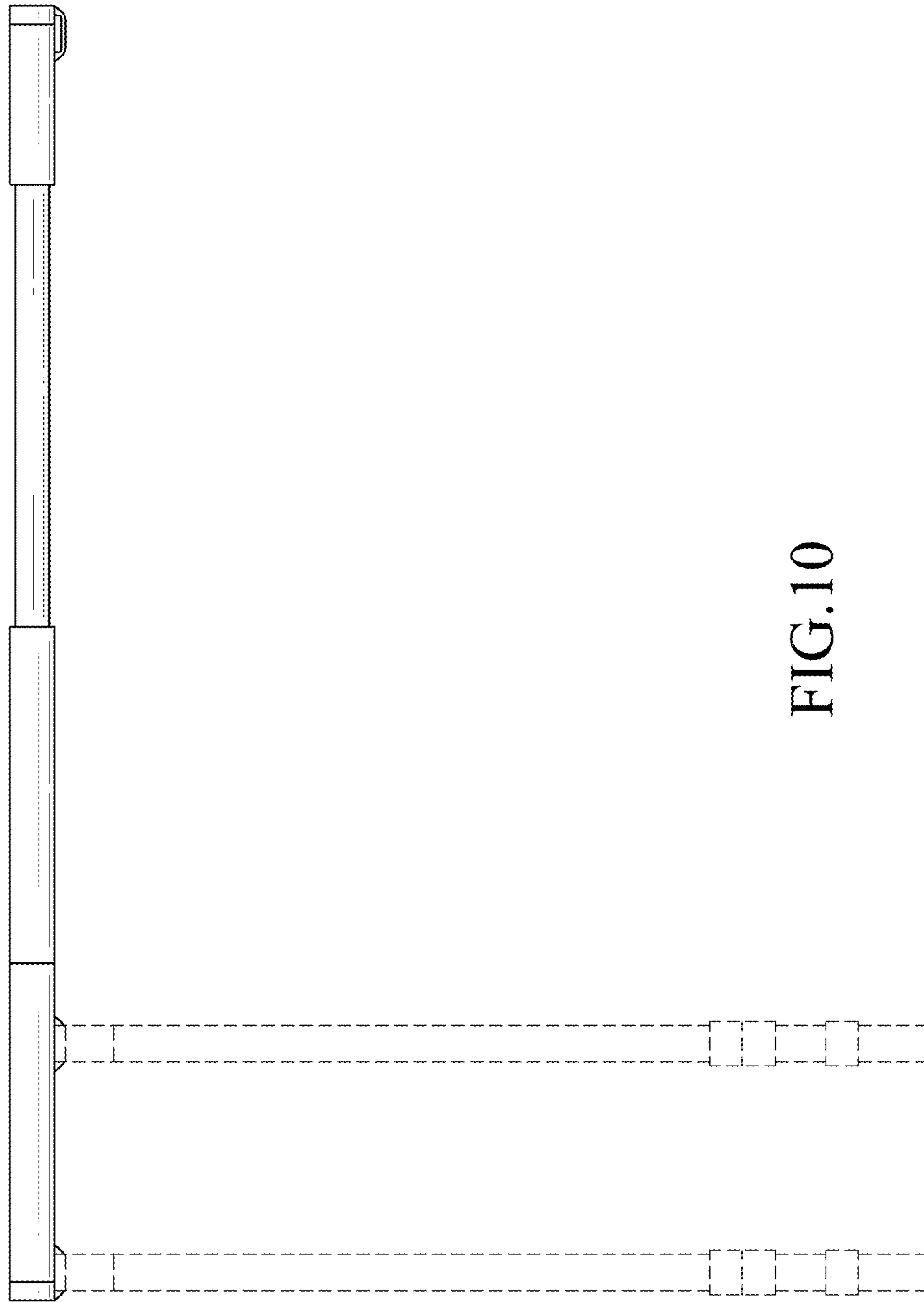


FIG. 10