



US00D748739S

(12) **United States Design Patent**
Horowitz

(10) **Patent No.:** **US D748,739 S**
(45) **Date of Patent:** **** Feb. 2, 2016**

(54) **FOLDING WAGON**

(71) Applicant: **Brian Horowitz**, Foothill Ranch, CA
(US)

(72) Inventor: **Brian Horowitz**, Foothill Ranch, CA
(US)

(**) Term: **14 Years**

(21) Appl. No.: **29/497,096**

(22) Filed: **Jul. 21, 2014**

(51) **LOC (10) Cl.** **21-01**

(52) **U.S. Cl.**
USPC **D21/425**

(58) **Field of Classification Search**
USPC D21/419, 424-246, 534-536; D12/17,
D12/19, 20, 102, 105, 129; D34/12;
280/87.01, 87.021, 87.043, 47.17,
280/47.25, 47.34, 47.38, 47.4, 204, 639,
280/651

CPC B62B 3/00; B62B 3/02; B62B 3/007;
B62B 5/08; B62B 5/082; B60P 3/00; B60P
3/34; B60P 3/42

See application file for complete search history.

(56) **References Cited**

U.S. PATENT DOCUMENTS

5,957,482	A *	9/1999	Shorter	B62B 3/007 280/47.35
6,491,318	B1 *	12/2002	Galt	B62B 3/02 280/42
D570,424	S *	6/2008	Blair	D21/425
8,011,686	B2	9/2011	Chen et al.		
8,220,824	B2	7/2012	Chen et al.		
8,973,940	B2 *	3/2015	Chen	B62B 3/02 280/35
9,056,621	B1 *	6/2015	Jin	B62B 3/027
9,085,311	B1 *	7/2015	Chen	B62B 3/007

9,101,206	B1 *	8/2015	Chen	B62B 3/02
9,108,656	B1 *	8/2015	Nolan	B62B 3/02
D738,436	S *	9/2015	Cummings	D21/425
9,145,154	B1 *	9/2015	Horowitz	B62B 3/025
2010/0090444	A1 *	4/2010	Chen	B62B 3/007 280/651
2010/0156069	A1 *	6/2010	Chen	B62B 3/007 280/639
2011/0204598	A1 *	8/2011	Stevenson	B62B 3/02 280/639
2014/0001735	A1 *	1/2014	Yang	B62B 3/02 280/651
2014/0353945	A1 *	12/2014	Young	B62B 3/02 280/650
2015/0035258	A1 *	2/2015	Chen	B62B 3/02 280/651

* cited by examiner

Primary Examiner — Cynthia M Chin

(74) *Attorney, Agent, or Firm* — Morland C. Fischer

(57) **CLAIM**

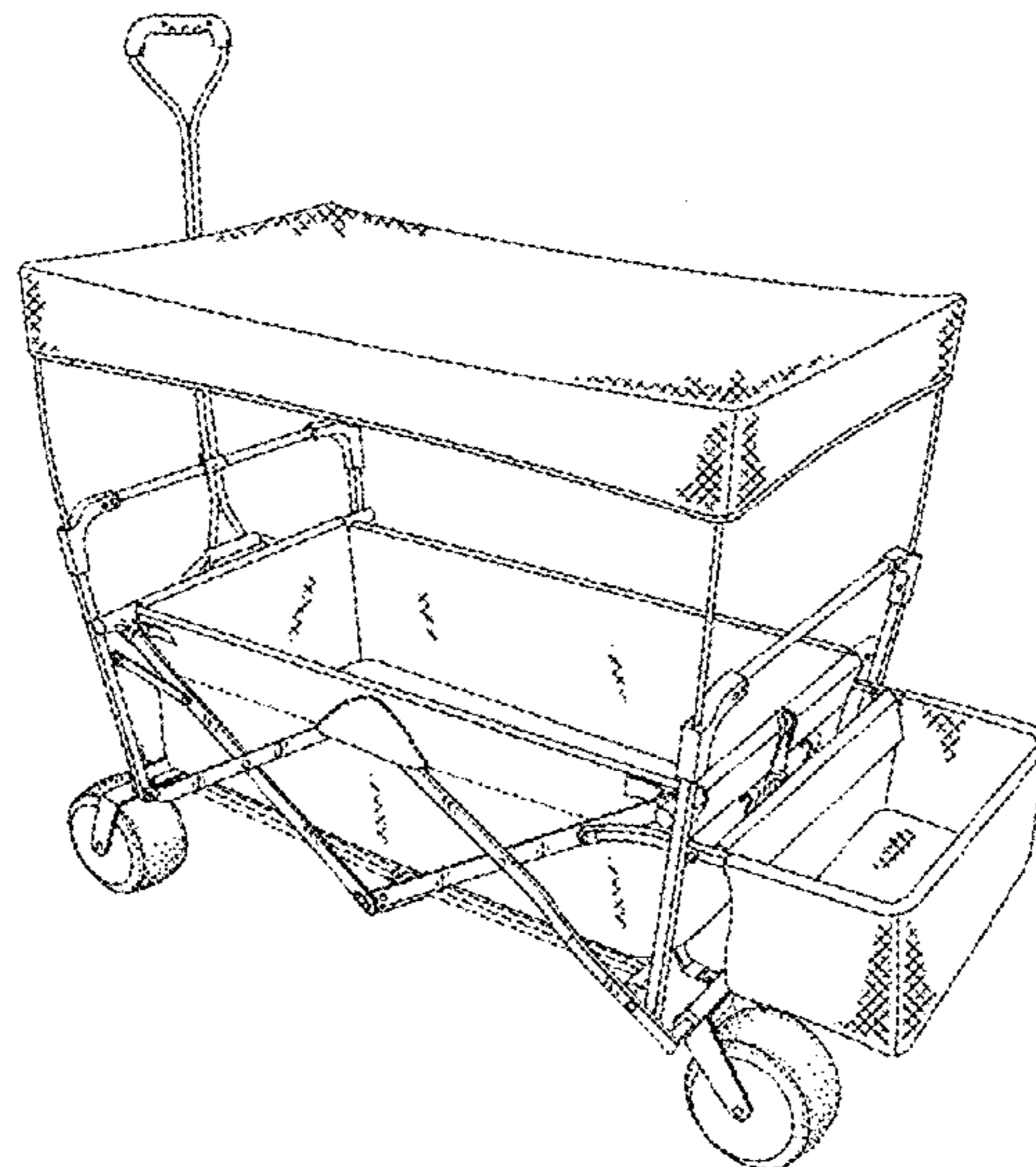
The ornamental design for a folding wagon, as shown and described.

DESCRIPTION

FIG. 1 is a perspective view showing the front, left side and top of a folding wagon which forms my new design;
 FIG. 2 is a perspective view showing the rear, right side and top thereof;
 FIG. 3 is a top plan view thereof;
 FIG. 4 is a left side elevational view thereof;
 FIG. 5 is a right side elevational view thereof;
 FIG. 6 is a bottom plan view thereof;
 FIG. 7 is a front elevational view thereof; and,
 FIG. 8 is a rear elevational view thereof.

The short broken lines shown in FIGS. 1, 2, 4, 5, 7 and 8 are understood to represent stitching.
 The long broken lines shown in FIGS. 1, 2 and 4-6 represent portions of the article that form no part of the claims.

1 Claim, 5 Drawing Sheets



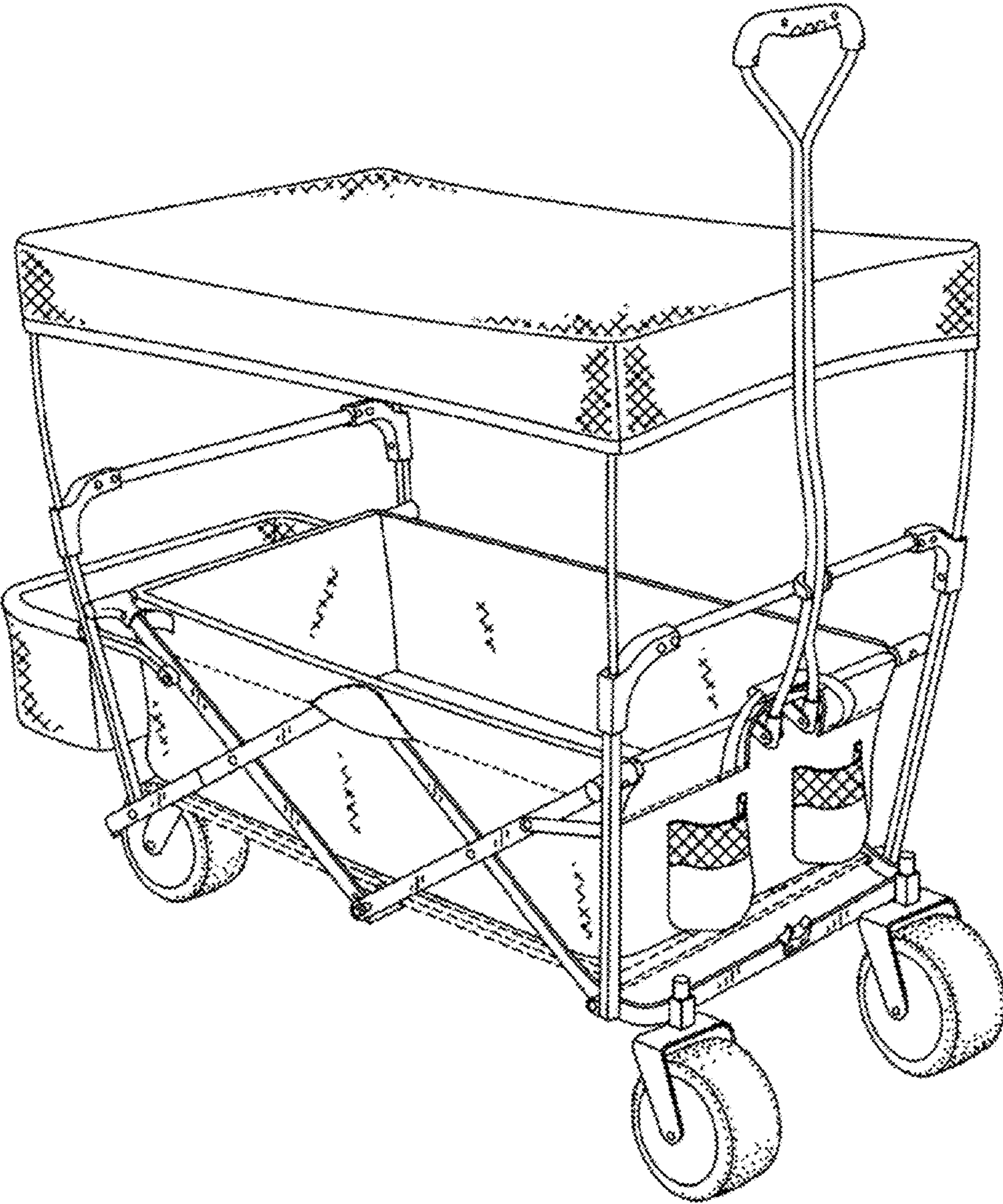


Fig. 1

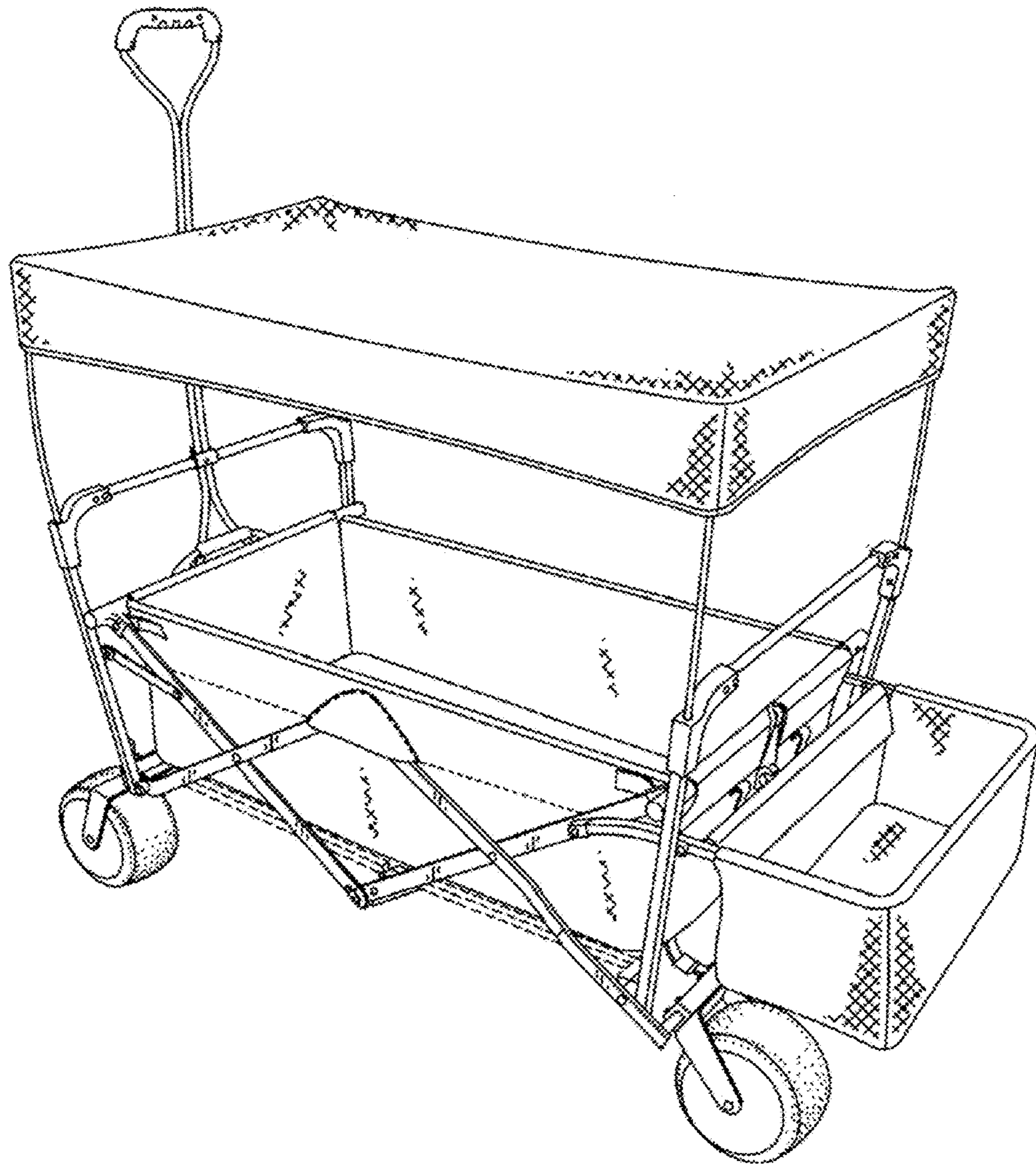


Fig. 2




Fig. 3

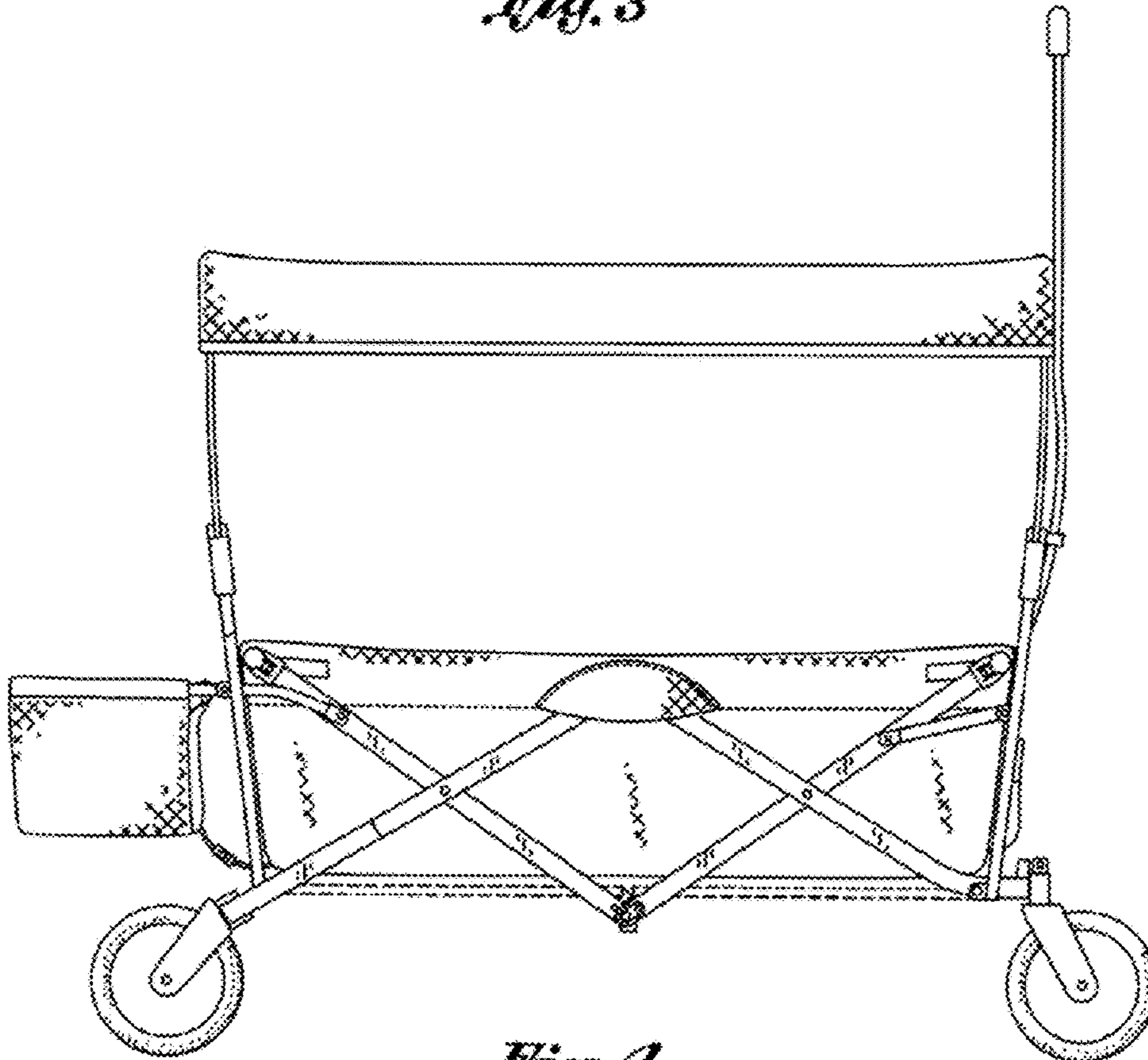


Fig. 4

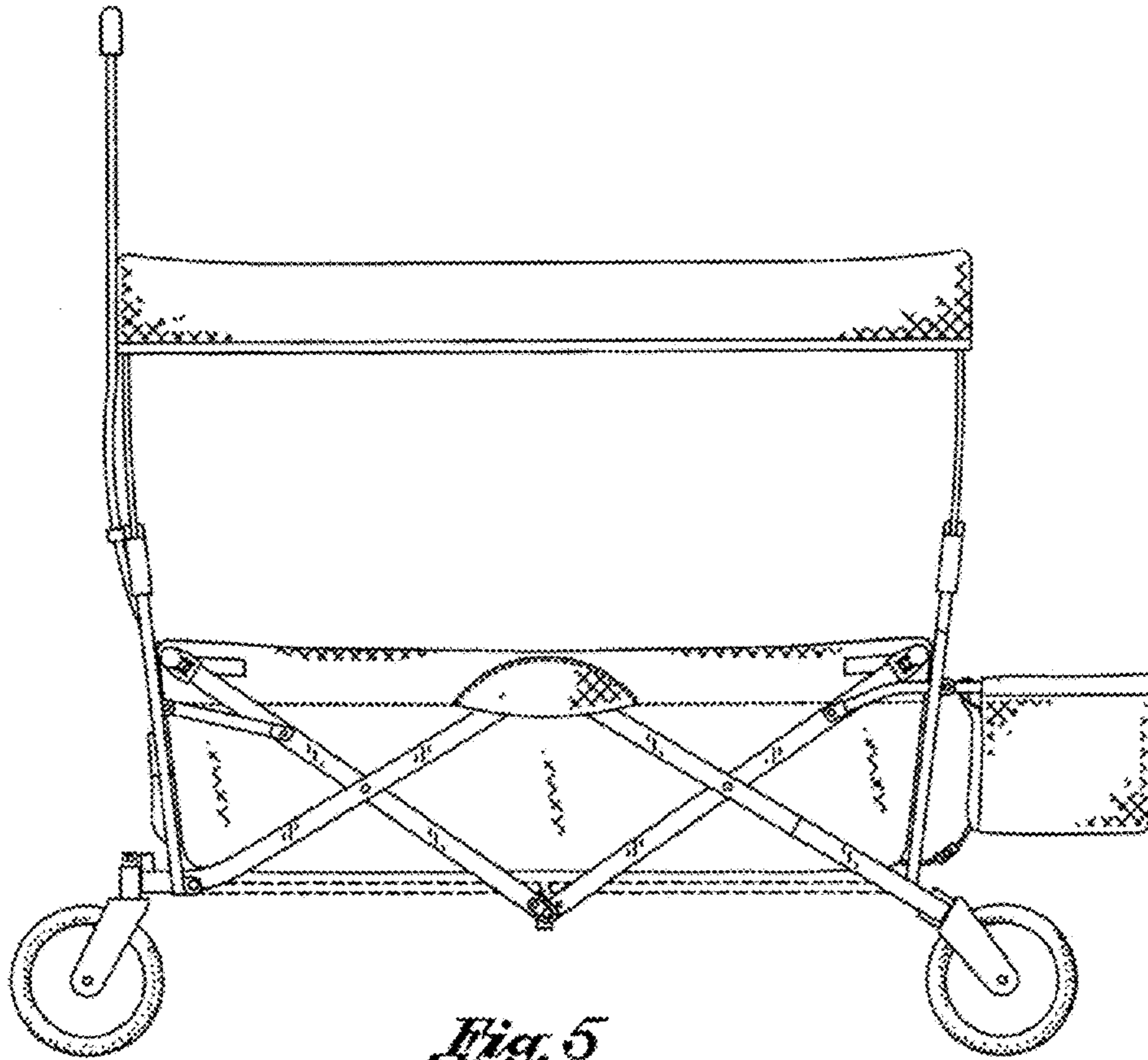


Fig. 5

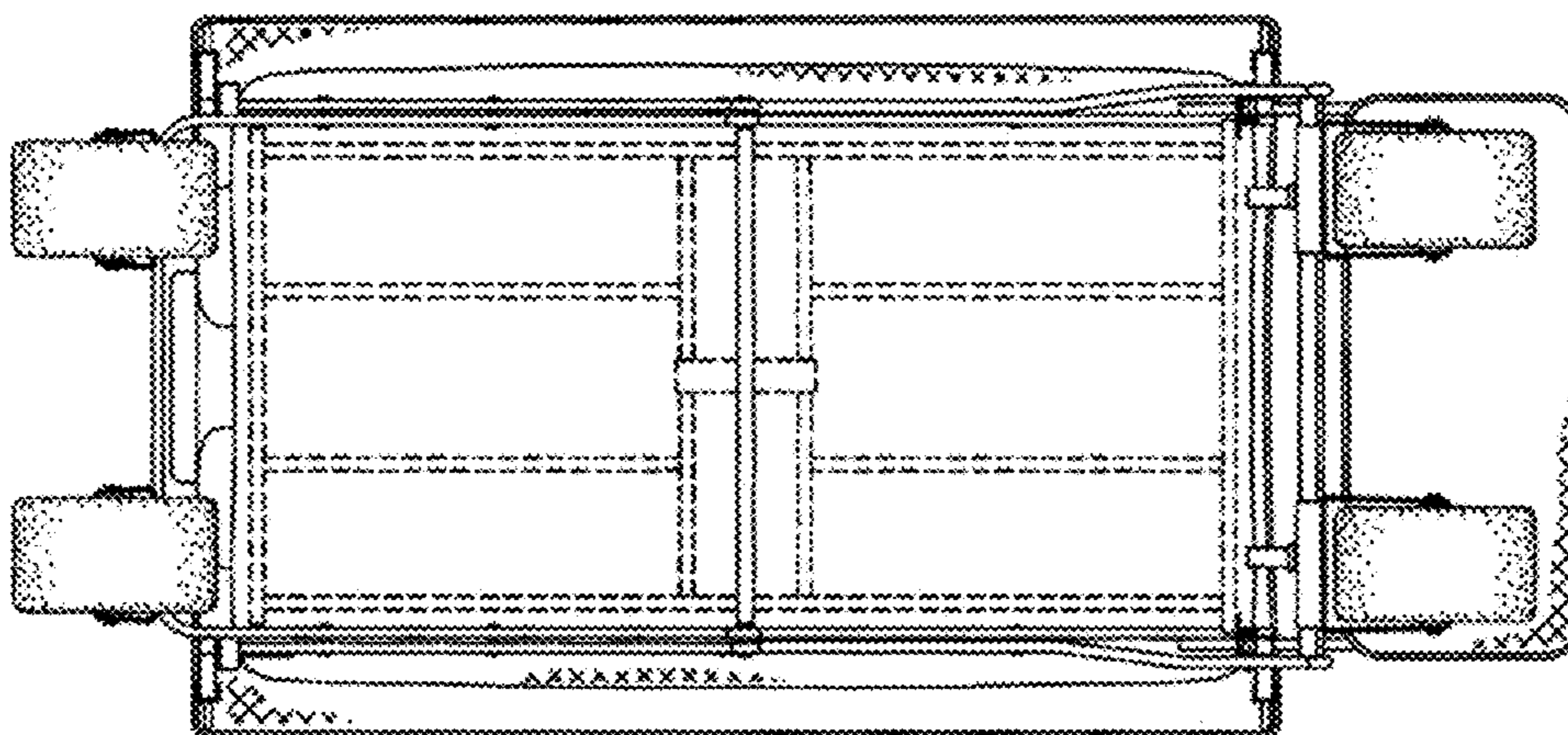


Fig. 6

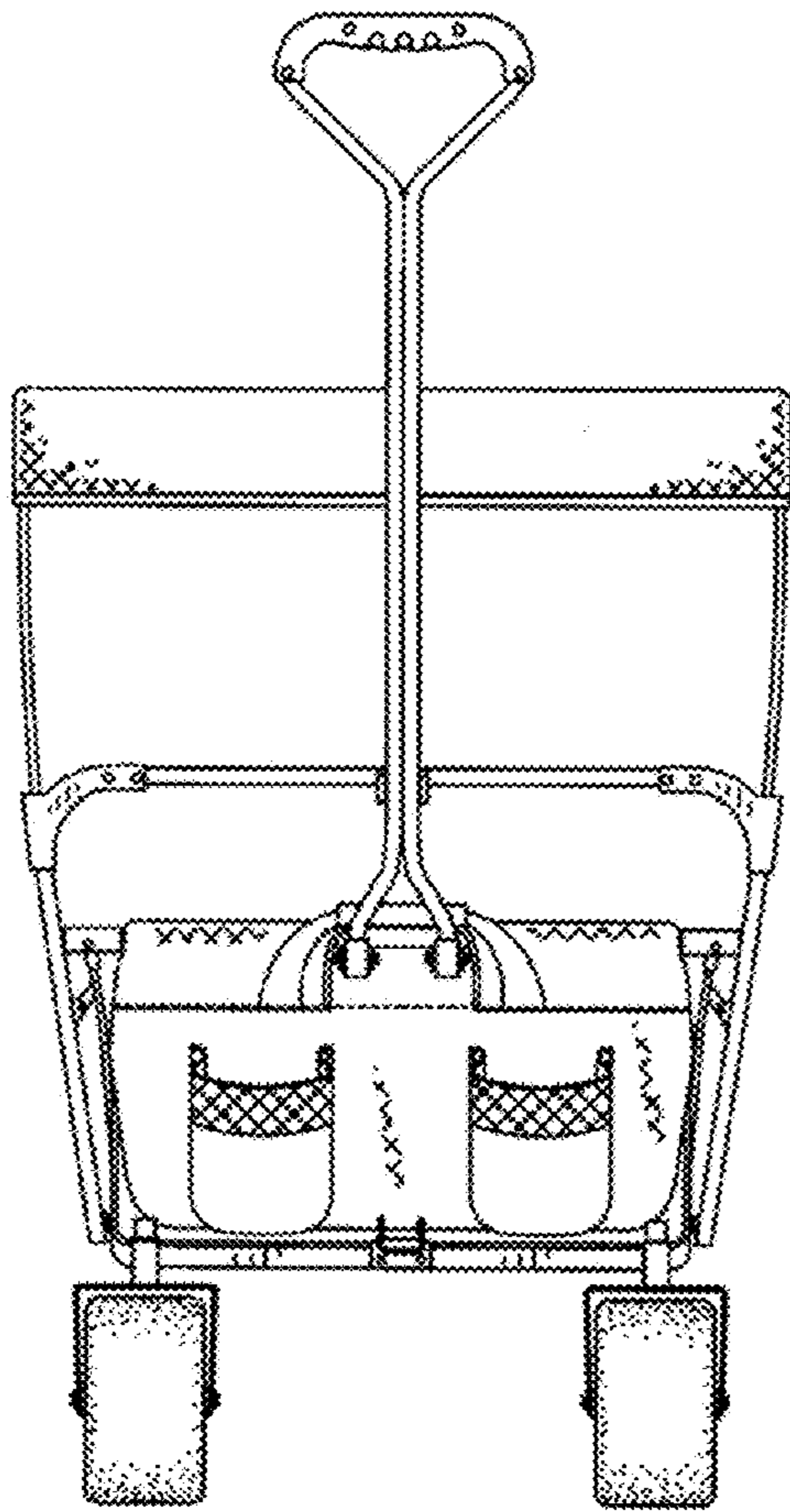


Fig. 7

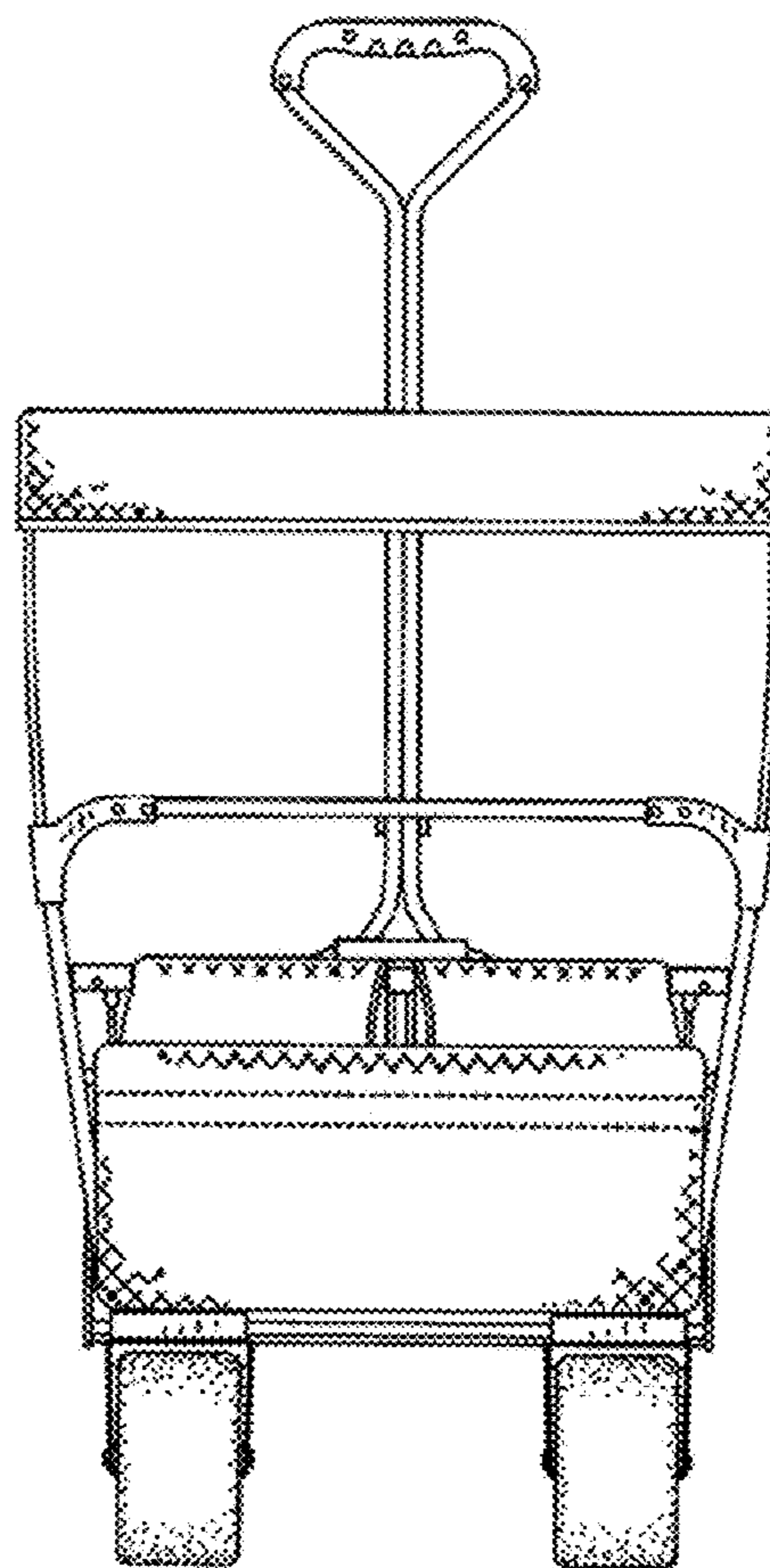


Fig. 8