



US00D748728S

(12) **United States Design Patent**  
**Briggl**

(10) **Patent No.:** **US D748,728 S**

(45) **Date of Patent:** **\*\* Feb. 2, 2016**

(54) **BALLPOINT PEN**

(56) **References Cited**

(71) Applicant: **Klio-Eterna Schreibgerate GmbH & Co KG**, Wolfach (DE)

(72) Inventor: **Hariolf Briggl**, Schwabisch Hall (DE)

(73) Assignee: **Klio-Eterna Schreibgeräte GmbH & Co KG**, Wolfach (DE)

(\*\*) Term: **14 Years**

(21) Appl. No.: **29/501,820**

(22) Filed: **Sep. 9, 2014**

(30) **Foreign Application Priority Data**

Mar. 14, 2014 (EM) ..... 001406060-0001

(51) **LOC (10) Cl.** ..... **19-06**

(52) **U.S. Cl.**  
USPC ..... **D19/173**

(58) **Field of Classification Search**  
USPC ..... D14/411; D19/115-204  
CPC ..... B43K 5/005; B43K 7/00; B43K 7/10;  
B43K 7/12; B43K 8/04; B43K 19/00; B43K  
19/14; B43K 23/00; B43K 23/001; B43K  
23/016; B43K 24/08; B43K 24/084

See application file for complete search history.

U.S. PATENT DOCUMENTS

D335,141 S *	4/1993	Katami .....	D19/195
D415,199 S *	10/1999	Pellissa Beneyto .....	D19/174
D482,728 S *	11/2003	Koch .....	D19/173
D489,090 S *	4/2004	Buechler .....	D19/174
D644,691 S *	9/2011	Pagani .....	D19/173
D669,537 S *	10/2012	Iacchetti .....	D19/195
D669,935 S *	10/2012	Iacchetti .....	D19/169
D694,324 S *	11/2013	Cambianica .....	D19/173
D694,325 S *	11/2013	Cambianica .....	D19/173
D694,326 S *	11/2013	Cambianica .....	D19/173
D697,971 S *	1/2014	Jin .....	D19/933
D736,855 S *	8/2015	Fan .....	D19/173

\* cited by examiner

*Primary Examiner* — Elizabeth Albert

(74) *Attorney, Agent, or Firm* — Volpe and Koenig, P.C.

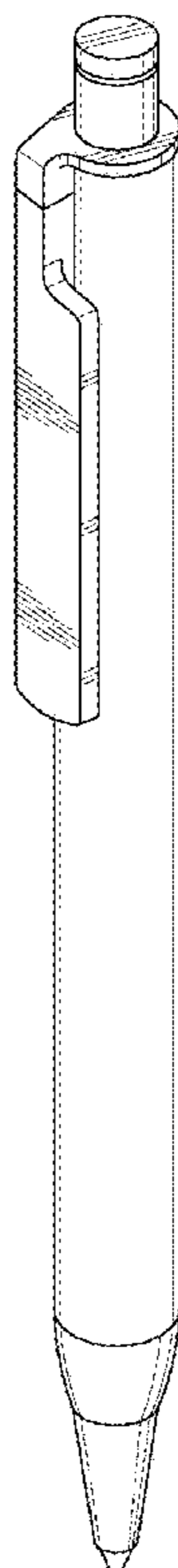
(57) **CLAIM**

The ornamental design for a ballpoint pen, as shown and described.

**DESCRIPTION**

FIG. 1 is a bottom, front, right perspective view of a ballpoint pen in accordance with my design;  
FIG. 2 is a top, front, right perspective view thereof;  
FIG. 3 is a right side elevational view thereof;  
FIG. 4 is a left side elevational view thereof;  
FIG. 5 is a front elevational view thereof;  
FIG. 6 is a top plan view thereof; and,  
FIG. 7 is a bottom view thereof.

**1 Claim, 6 Drawing Sheets**






Fig. 1

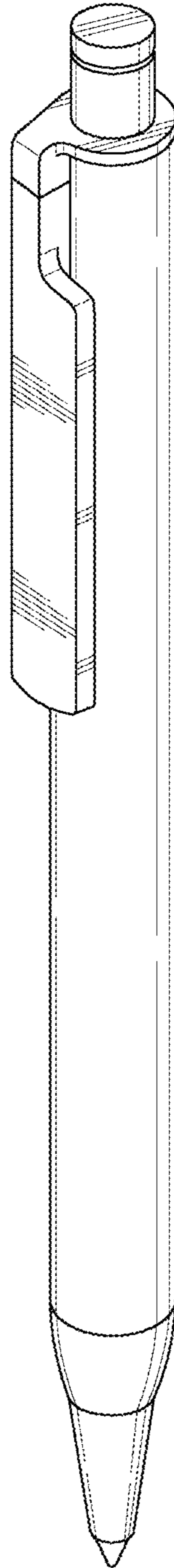


Fig. 2




Fig. 3

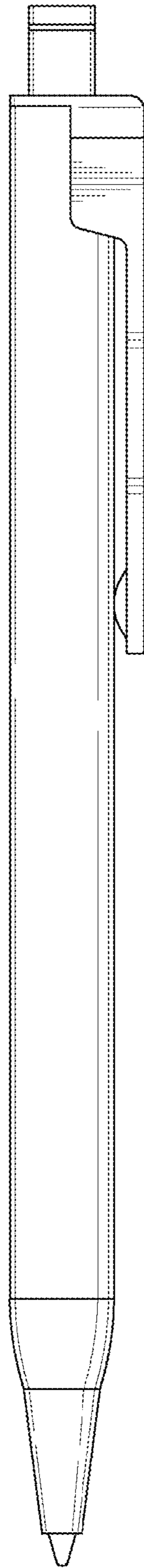


Fig. 4




Fig. 5

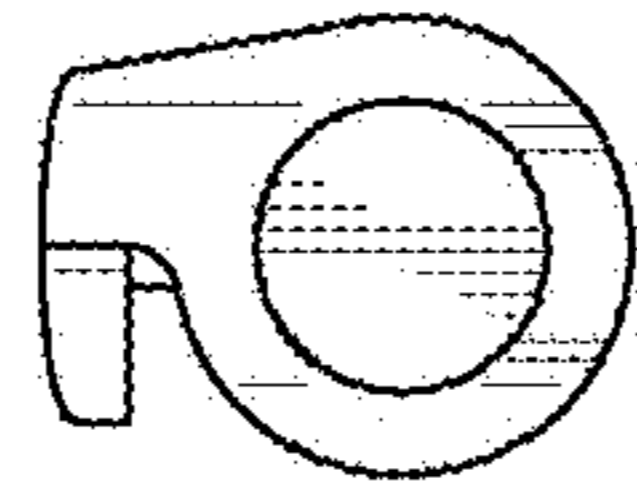


Fig. 6

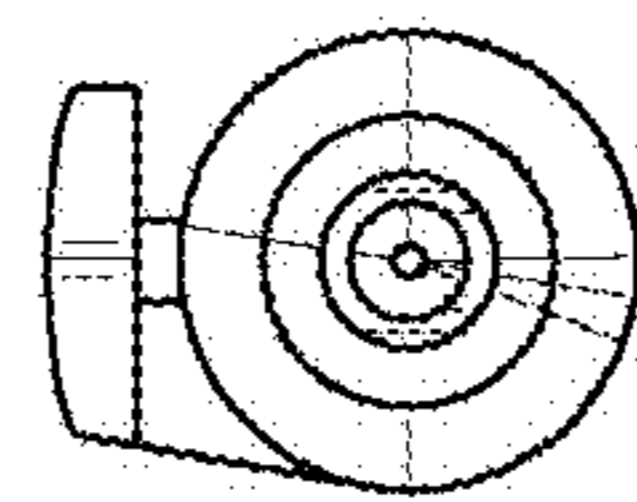


Fig. 7