



US00D748726S

(12) **United States Design Patent**
Jui-Chen

(10) **Patent No.:** **US D748,726 S**
(45) **Date of Patent:** **** Feb. 2, 2016**

(54) **CLIPBOARD**

(71) Applicant: **Chang Jui-Chen**, Taipei (TW)

(72) Inventor: **Chang Jui-Chen**, Taipei (TW)

(**) Term: **14 Years**

(21) Appl. No.: **29/507,667**

(22) Filed: **Oct. 30, 2014**

(51) **LOC (10) Cl.** **19-02**

(52) **U.S. Cl.**
USPC **D19/88**

(58) **Field of Classification Search**
USPC D19/86, 87, 88, 89, 90, 91, 92
CPC B42F 9/001; B42F 9/002; B42F 9/004;
B43L 3/005; B43L 5/02; B42D 5/005; B42D
5/006; B42D 5/007; B42D 5/008
See application file for complete search history.

(56) **References Cited**

U.S. PATENT DOCUMENTS

3,085,777	A *	4/1963	Lewtan	B42D 5/006 24/303
D202,079	S *	8/1965	Polk	D19/65
3,404,435	A *	10/1968	Freundlich	B42F 1/006 24/67.9
4,892,334	A *	1/1990	Sinclair	B43L 5/02 108/42
D379,477	S *	5/1997	Shamoon	D19/78
D384,501	S *	10/1997	Rosen	D3/276
D390,357	S *	2/1998	Rosen	D3/276
D391,760	S *	3/1998	Zeller	D3/276
5,752,615	A *	5/1998	Hofmann	B65D 43/162 220/324
D398,650	S *	9/1998	Shamoon	D19/65

D495,746	S *	9/2004	Chen	D19/65
D497,074	S *	10/2004	Dardashti	D6/407
D514,308	S *	2/2006	Wahl	D3/203.2
D574,042	S *	7/2008	Mandel	D19/88
D578,129	S *	10/2008	Weber	D14/440
D601,631	S *	10/2009	Kent	D19/88
D697,553	S *	1/2014	Lee	D19/113
D697,554	S *	1/2014	Lee	D19/88
D697,973	S *	1/2014	Lee	D19/88
D723,802	S *	3/2015	Jones	D19/113
2007/0205115	A1 *	9/2007	Lee	A45C 11/00 206/37
2014/0346764	A1 *	11/2014	Lee	B43L 3/005 281/45

* cited by examiner

Primary Examiner — Elizabeth Albert

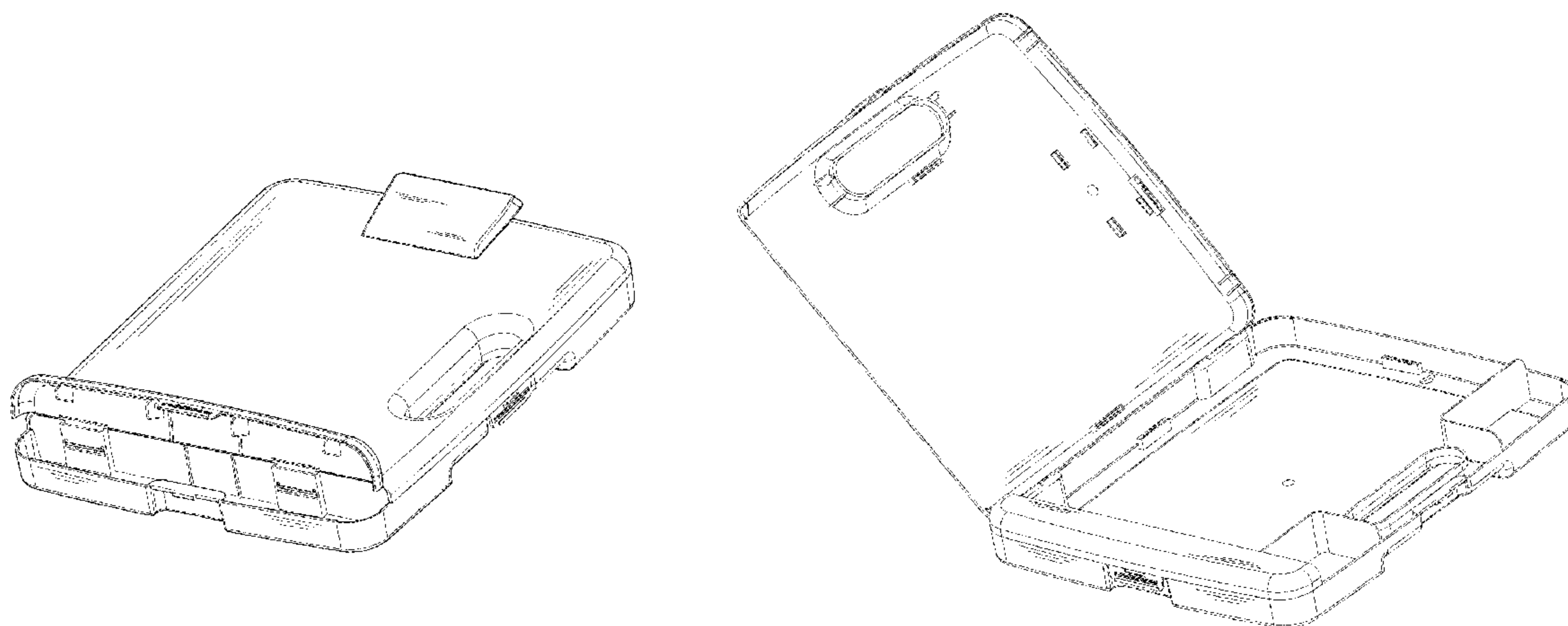
(57) **CLAIM**

The ornamental design for a clipboard, as shown and described.

DESCRIPTION

FIG. 1 is a perspective view of a clipboard showing my new design;
FIG. 2 is a front elevational view thereof;
FIG. 3 is a rear elevational view thereof;
FIG. 4 is a left side elevational view thereof;
FIG. 5 is a right side elevational view thereof;
FIG. 6 is a top plan view thereof;
FIG. 7 is an inverted bottom plan view thereof;
FIG. 8 is is a perspective view thereof showing the lower compartment in open condition; and,
FIG. 9 is another perspective view thereof showing the main compartment in open condition.

1 Claim, 9 Drawing Sheets



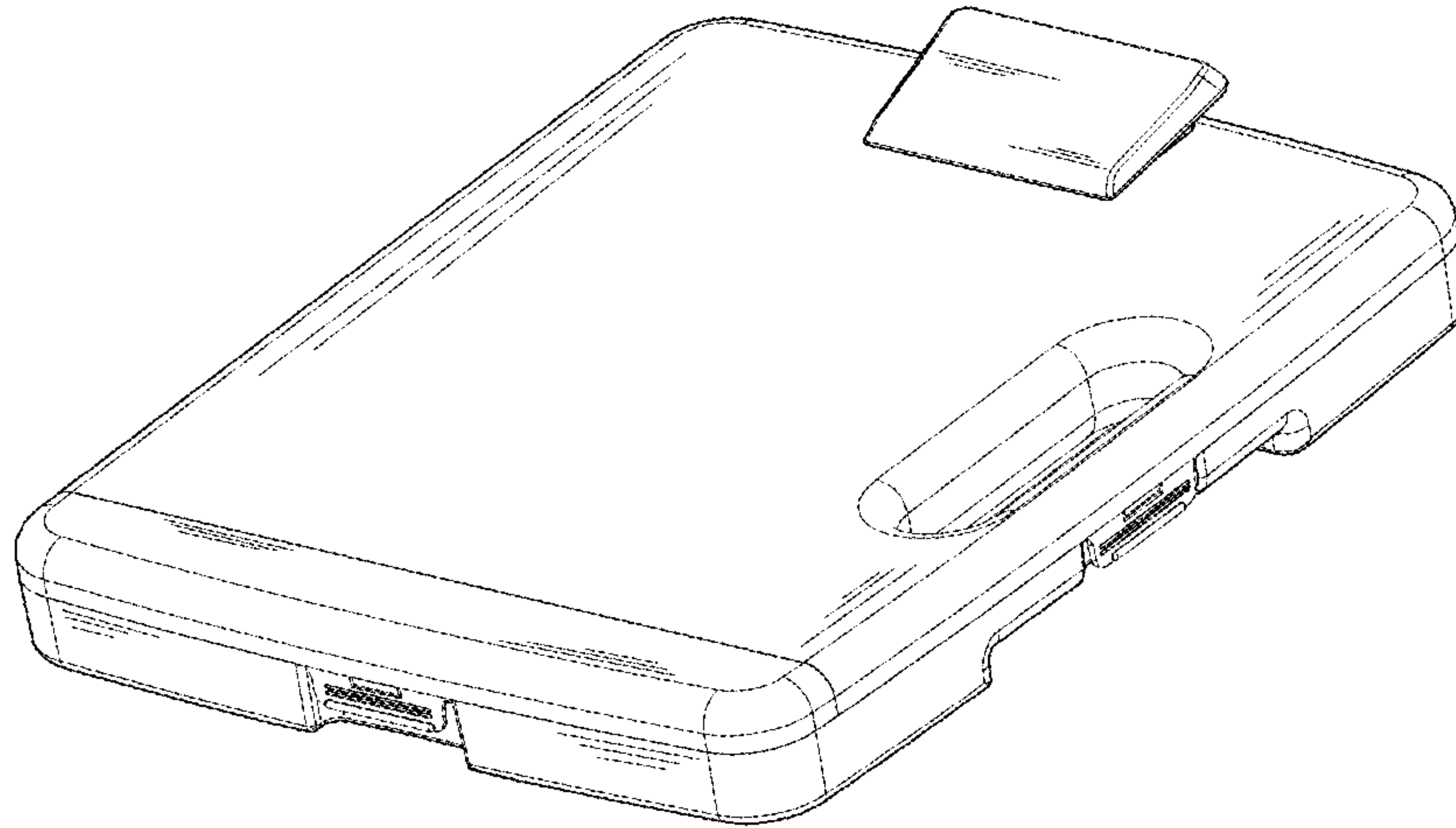


FIG. 1

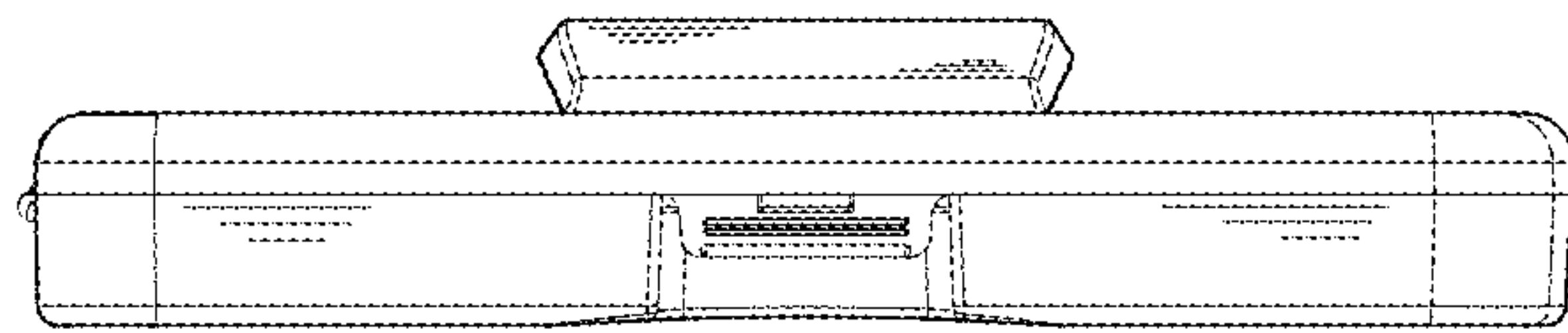


FIG. 2

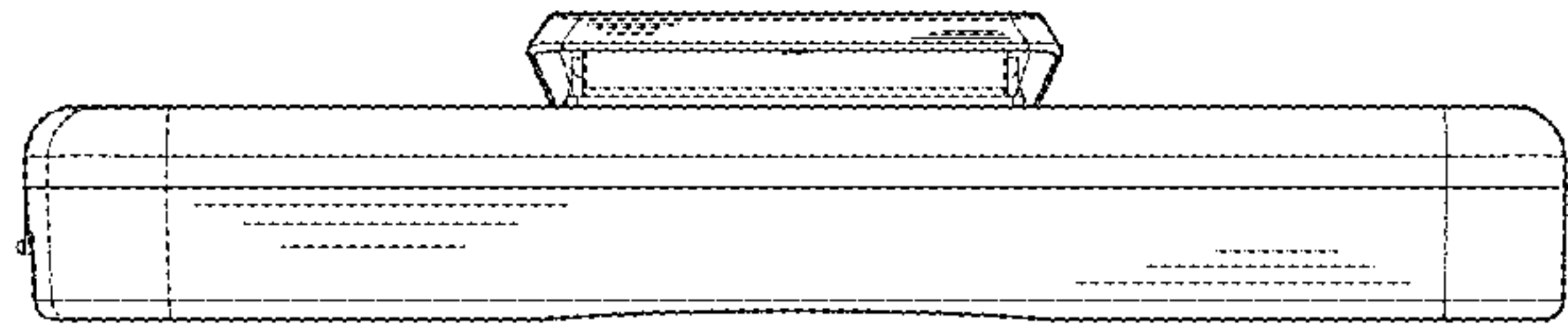


FIG. 3




FIG. 4

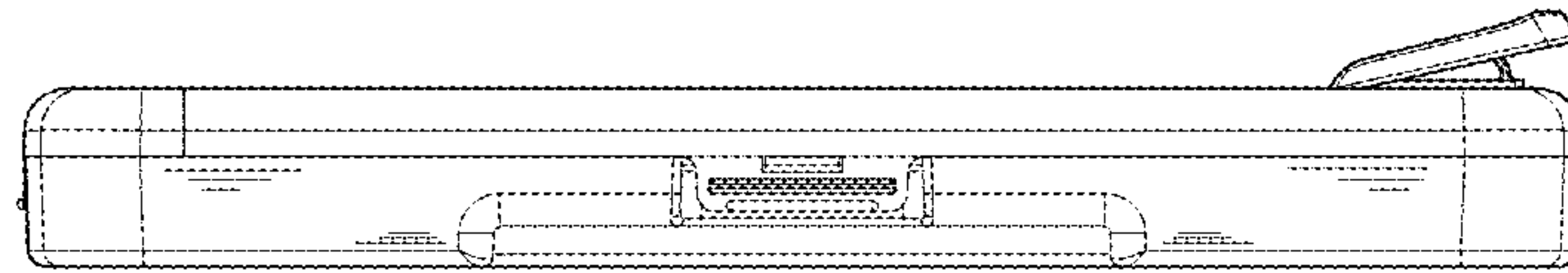


FIG. 5

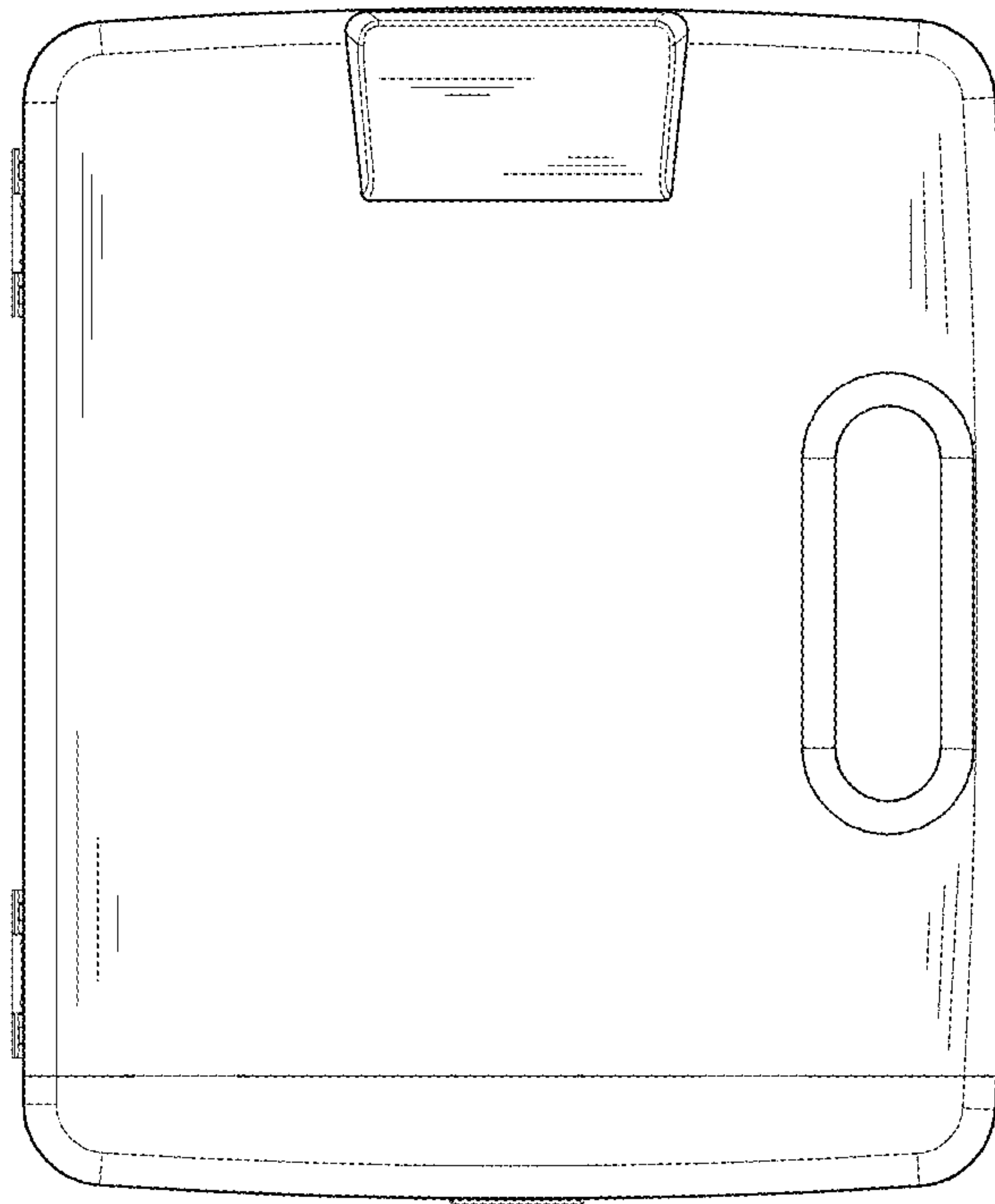


FIG. 6

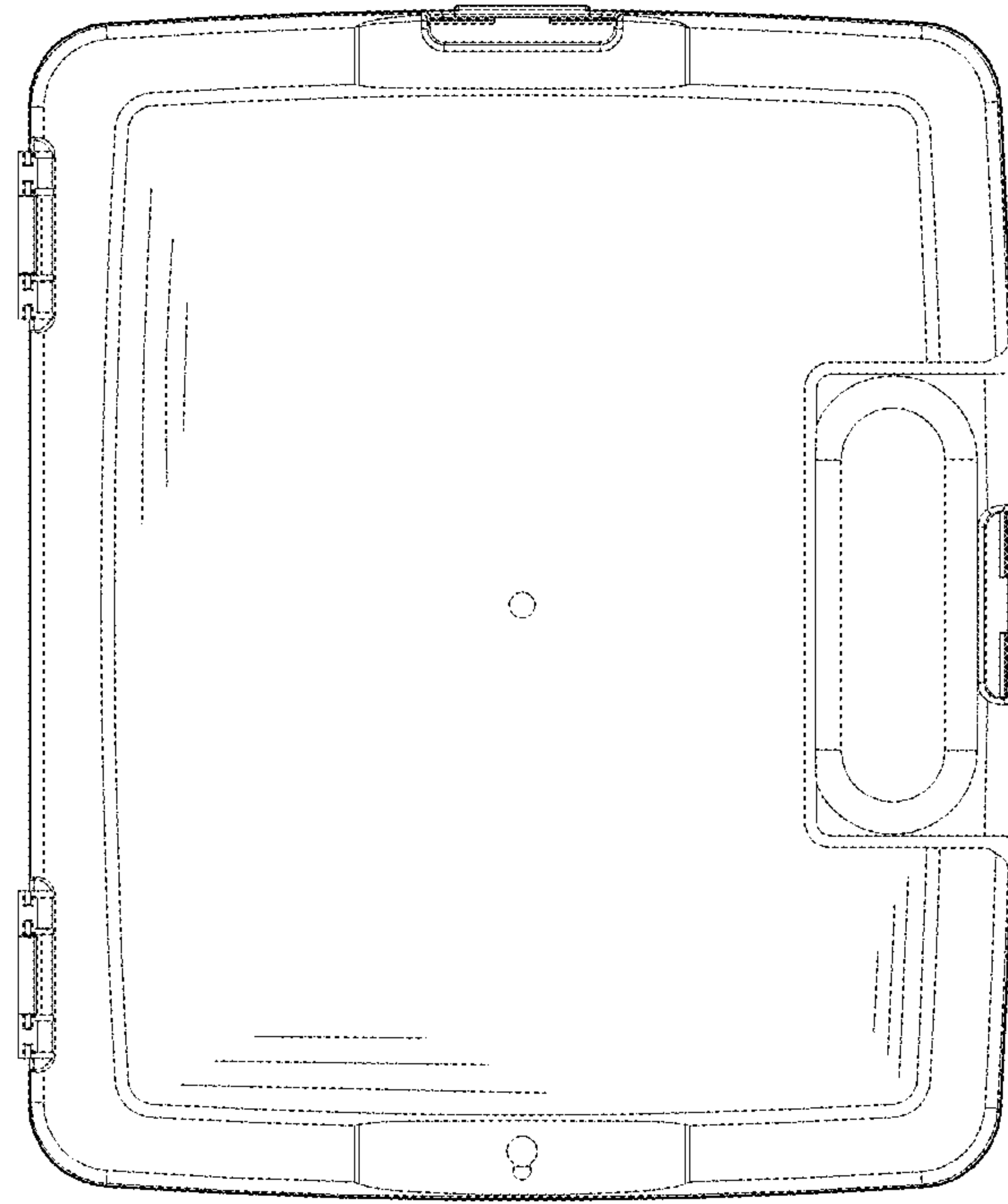


FIG. 7

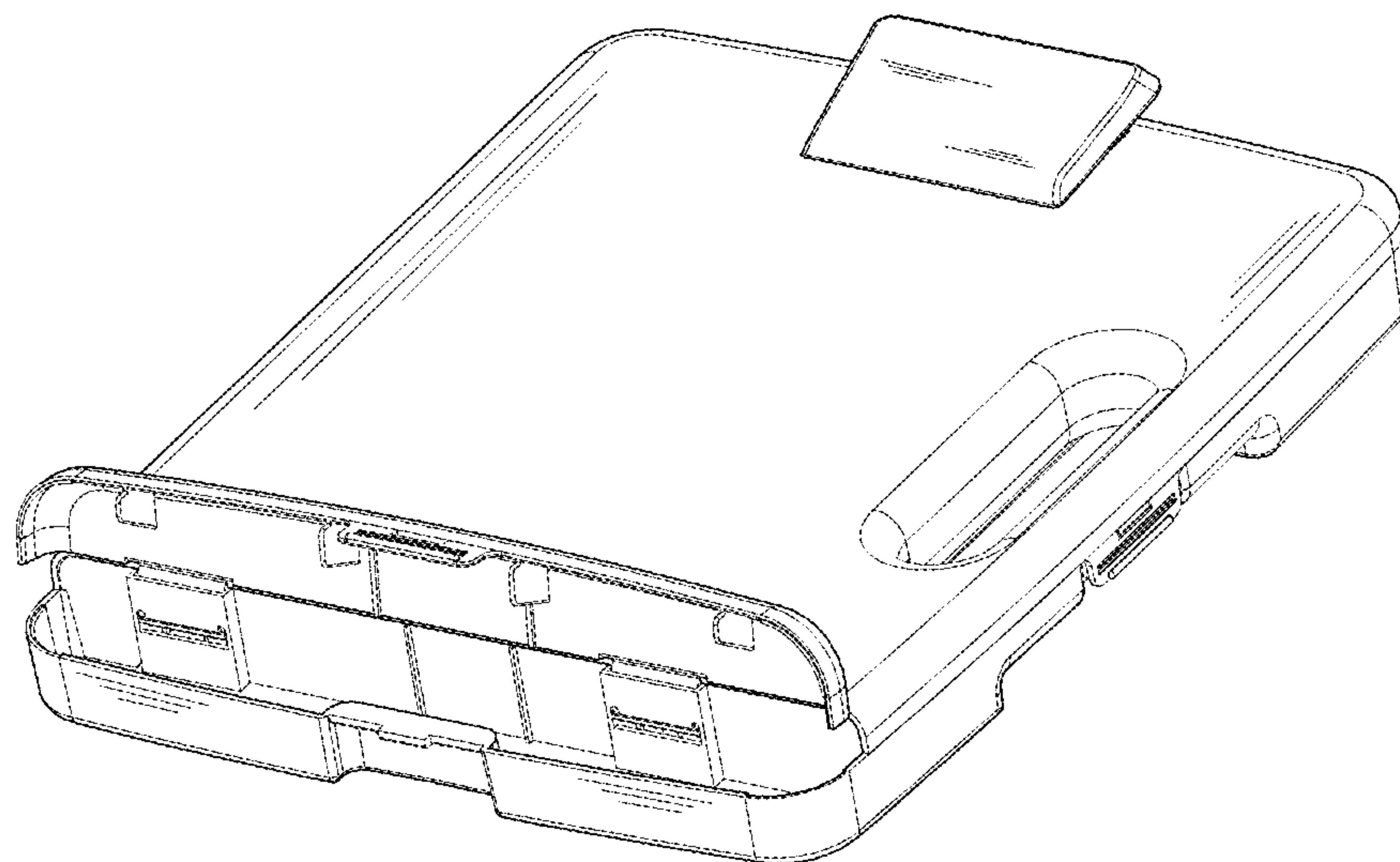


FIG. 8

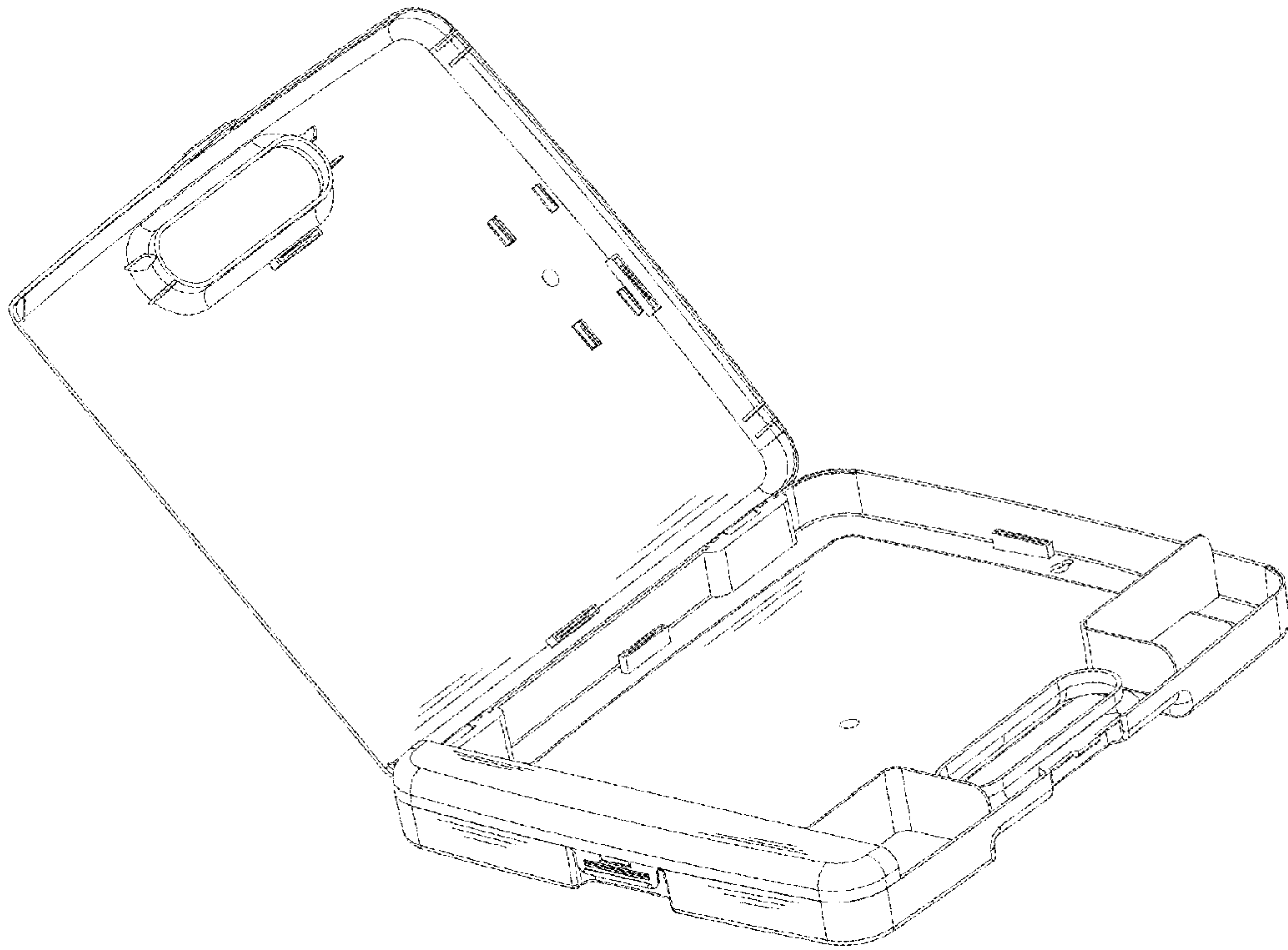


FIG. 9