



US00D748725S

(12) **United States Design Patent**
Blum

(10) **Patent No.:** **US D748,725 S**
(45) **Date of Patent:** **** Feb. 2, 2016**

- (54) **TRANSACTION CARD**
- (71) Applicant: **Black Card LLC**, Jackson, WY (US)
- (72) Inventor: **Scott Alan Blum**, Jackson, WY (US)
- (73) Assignee: **BLACK CARD LLC**, Jackson, WY (US)
- (**) Term: **14 Years**
- (21) Appl. No.: **29/473,862**
- (22) Filed: **Nov. 26, 2013**
- (51) **LOC (10) Cl.** **19-10**
- (52) **U.S. Cl.**
USPC **D19/10**
- (58) **Field of Classification Search**
USPC D19/1-12, 20-34, 100;
40/124.01-124.15, 672, 661, 726, 776,
40/617; 283/72, 74-75, 103, 105-117, 82,
283/70, 94, 81, 907; 206/449; D21/385;
D20/10, 22, 27, 40, 42, 11;
D14/435-437; 235/380, 382, 487, 493,
235/488; D6/613, 583; 360/2; 702/158, 86,
702/97, 163, 166, 170
CPC B42D 15/00; B42D 15/022; B42D 15/027;
B42D 15/042; B42D 15/045; B42D 25/00;
B42D 25/20; B42D 25/30
See application file for complete search history.

- D437,882 S * 2/2001 Creighton D19/9
- D449,336 S * 10/2001 Webb et al. D19/10
- D505,450 S * 5/2005 Lauer et al. D19/9
- D524,860 S * 7/2006 Risafi et al. D19/9
- D526,012 S * 8/2006 Dorr et al. D19/9
- D582,977 S * 12/2008 Field et al. D19/10
- D622,314 S * 8/2010 Skelding et al. D19/10
- D636,021 S * 4/2011 Antonio D19/10
- D643,064 S * 8/2011 Skelding et al. D19/10
- D650,440 S * 12/2011 Irwin, Jr. D19/10
- D665,851 S * 8/2012 Davis D20/40
- D667,495 S * 9/2012 Bender D19/10
- D677,330 S * 3/2013 Blum D19/10
- D687,886 S * 8/2013 Ahrabian D19/9
- 8,955,240 B1 * 2/2015 Loftus et al. 40/124.03

* cited by examiner

Primary Examiner — Caron D Veynar
Assistant Examiner — Abraham Bahta
(74) *Attorney, Agent, or Firm* — Klein, O'Neill & Singh, LLP

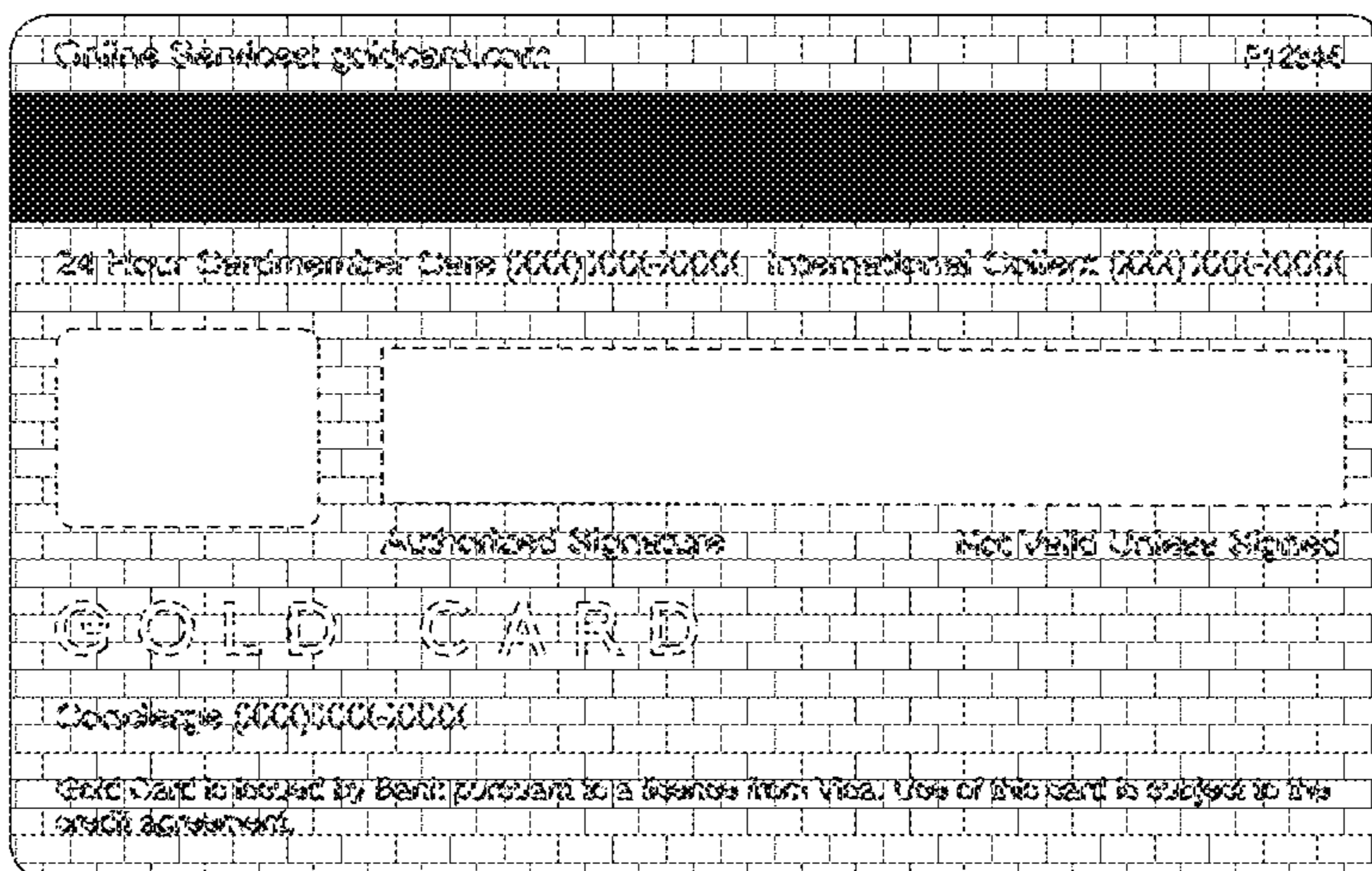
(57) **CLAIM**
The ornamental design for a transaction card, as shown and described.

DESCRIPTION

FIG. 1 is a front elevational view of a preferred embodiment of the transaction card according to the present design; FIG. 2 is a rear elevational view of the transaction card of FIG. 1; FIG. 3 is a bottom plan view of the transaction card of FIG. 1, the top plan view being a mirror image thereof; and, FIG. 4 is a left-side elevational view of the transaction card of FIG. 1, the right-side elevational view being a mirror image thereof.
The broken line showing of portions of the transaction card is included for the purpose of illustrating environmental structure and forms no part of the claimed design.

1 Claim, 3 Drawing Sheets

- (56) **References Cited**
U.S. PATENT DOCUMENTS
1,294,535 A * 2/1919 Rich 283/48.1
2,727,622 A * 12/1955 Neumann 206/215
4,605,846 A * 8/1986 Duret et al. 235/468
D313,428 S * 1/1991 Drexler D19/9
D350,125 S * 8/1994 Saitoh D14/436
D367,273 S * 2/1996 Ebe D14/436



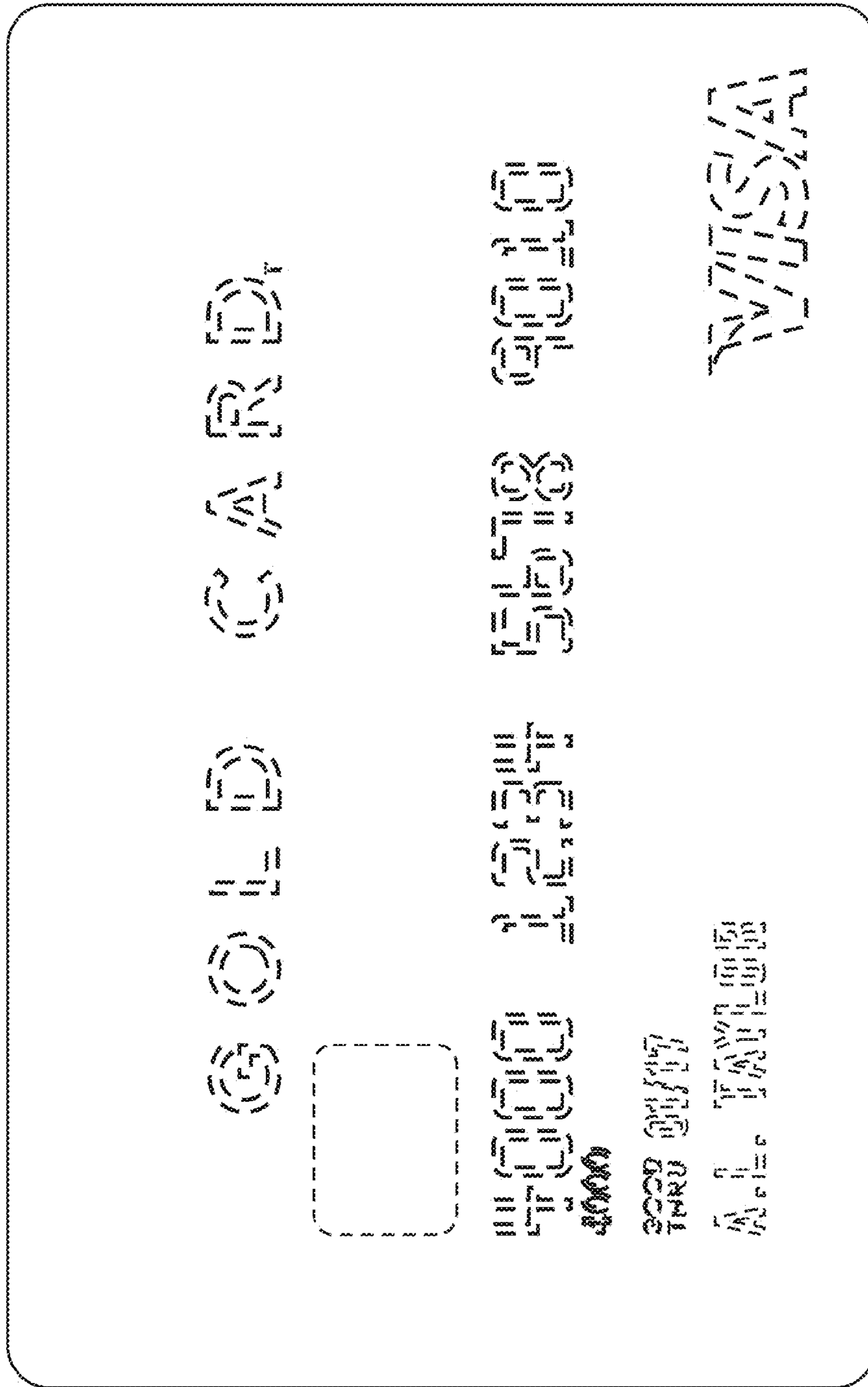


FIG. 1

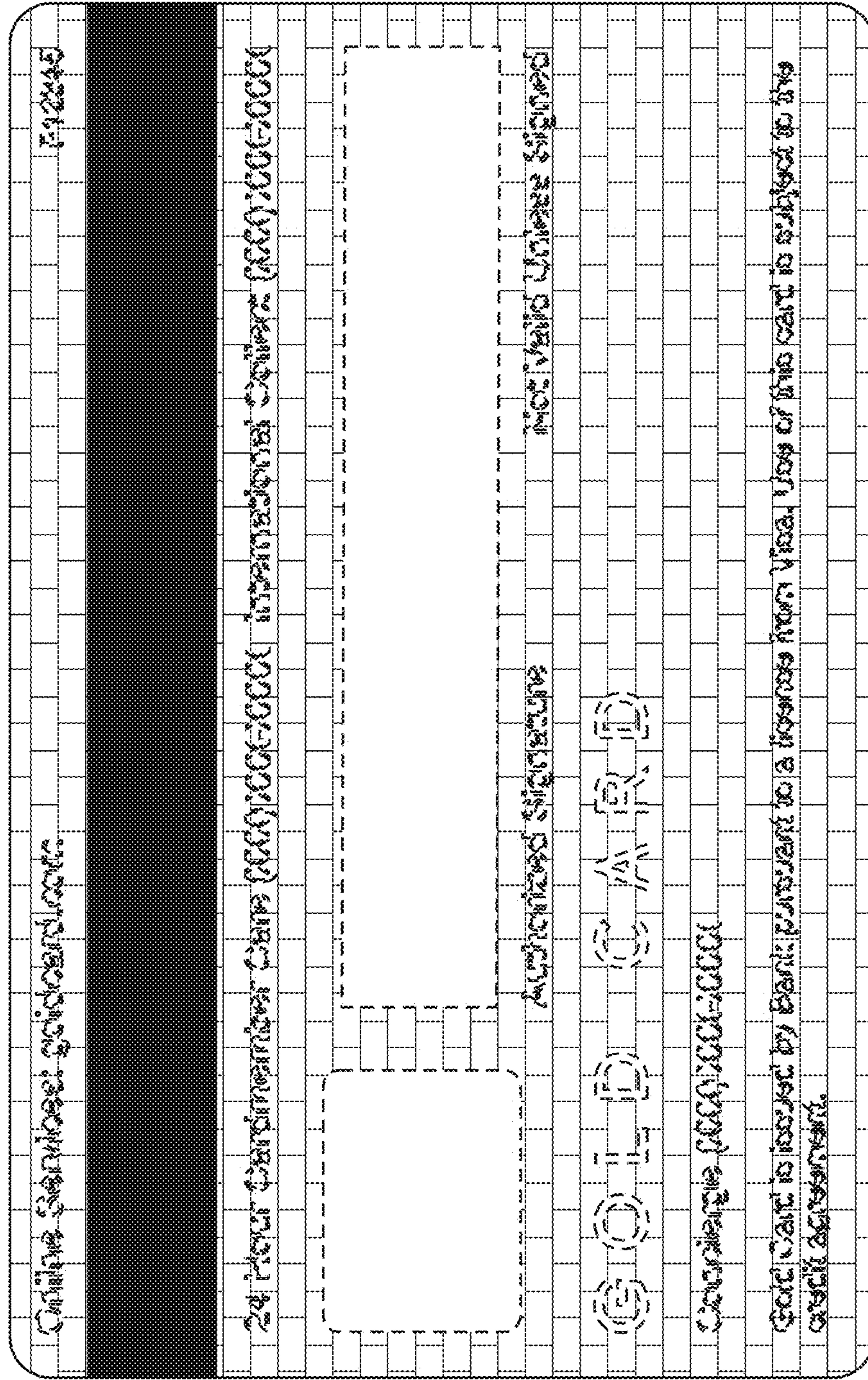


FIG. 2

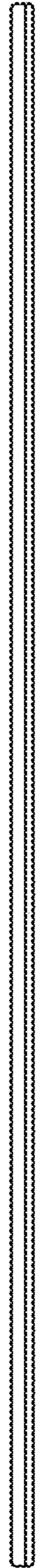


FIG. 3




FIG. 4