



US00D748721S

(12) **United States Design Patent**
Olivares

(10) **Patent No.:** **US D748,721 S**
(45) **Date of Patent:** **** Feb. 2, 2016**

(54) **GUITAR BODY**

- (71) Applicant: **Pablo V. Olivares**, Hendersonville, TN (US)
- (72) Inventor: **Pablo V. Olivares**, Hendersonville, TN (US)
- (**) Term: **14 Years**
- (21) Appl. No.: **29/439,090**
- (22) Filed: **Dec. 6, 2012**
- (51) **LOC (10) Cl.** **17-03**
- (52) **U.S. Cl.**
USPC **D17/20**
- (58) **Field of Classification Search**
USPC 84/3, 8, 267, 268, 290–293, 723;
D17/14, 17–20
See application file for complete search history.

(56) **References Cited**

U.S. PATENT DOCUMENTS

2,335,244	A *	11/1943	Gugino	84/293
3,273,439	A *	9/1966	Keefe et al.	84/314 R
3,583,272	A *	6/1971	Eurich	84/267
3,633,452	A *	1/1972	Beasley	84/263
4,432,267	A *	2/1984	Feller	84/293
5,786,539	A *	7/1998	Steinberger	84/293
5,847,298	A *	12/1998	Adams	84/314 R
D440,487	S *	4/2001	Leach	D9/665
D513,277	S *	12/2005	Thornton	D17/14
D561,817	S *	2/2008	D'Ambrosio	D17/18
D593,147	S *	5/2009	Kirkland et al.	D17/14
7,645,354	B1 *	1/2010	DiSanto	156/153

OTHER PUBLICATIONS

Rebel Guitars. <URL: rebel-guitars.com/category/inventory/guitars/sold-knaggs-guitars/>. Jul. 28, 2011. Guitar “Knaggs Influence Kenai model”.*

Highland Woodworking. <URL: http://blog.woodworkingtips.com/2012/12/woodworking-tips-paring-to-a-knife-line-a-trusted-and-handy-technique/>. Dec. 17, 2012. Guide “Building an Electric Guitar”.*

Artistic Guitars. <URL: http://www.gbase.com/stores/artistic-guitars/inventory/>. Nov. 24, 2011. Guitar “2011 Knaggs Guitars Choptank Tier 1 Serial #25”.*

* cited by examiner

Primary Examiner — Bridget L Eland
Assistant Examiner — Lauren McVey
 (74) *Attorney, Agent, or Firm* — Suiter Swantz pc llo

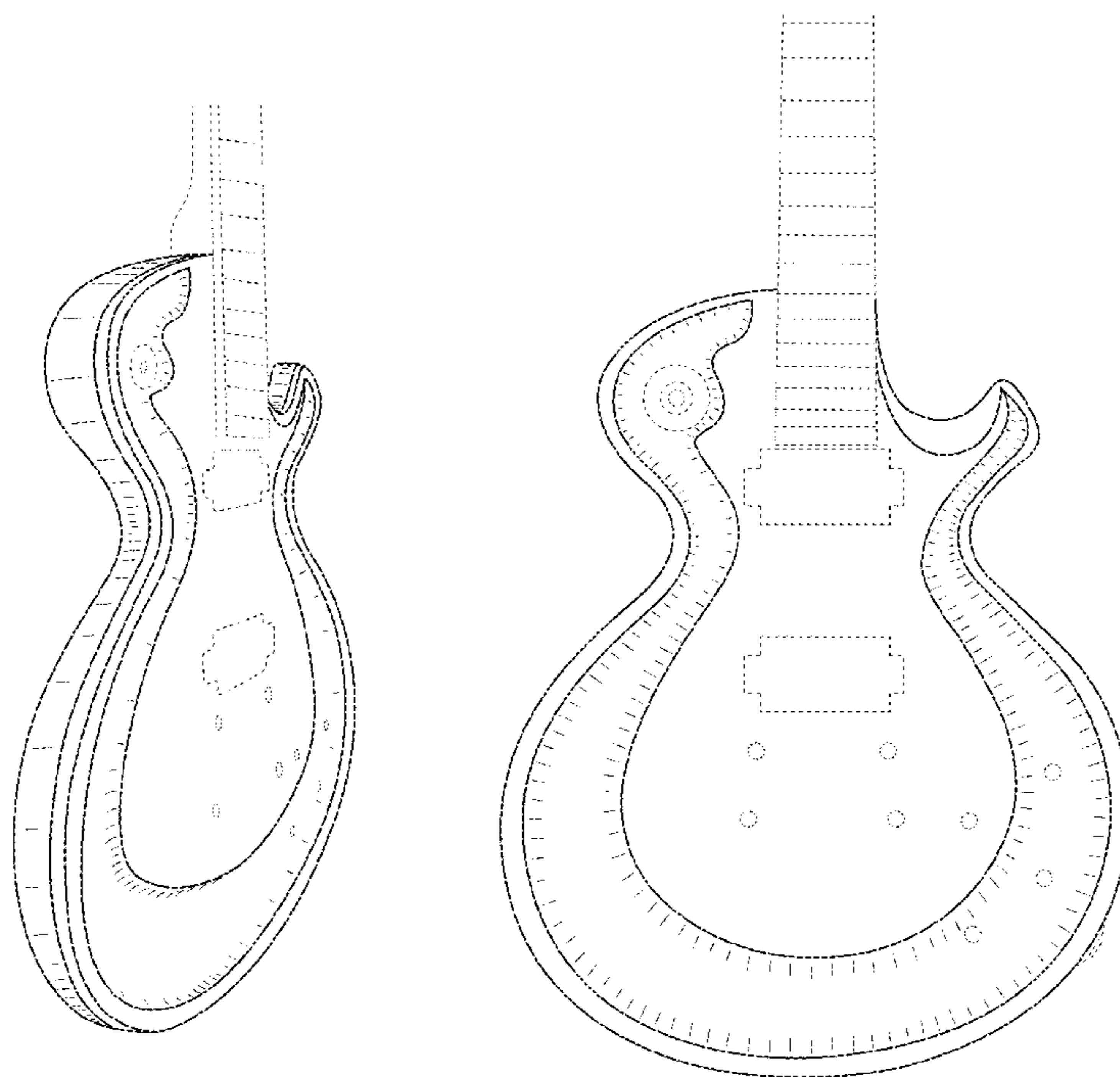
(57) **CLAIM**

The ornamental design for a guitar body, as shown and described.

DESCRIPTION

FIG. 1 is a left front perspective view of a guitar body showing my new design;
 FIG. 2 is a front elevational view thereof;
 FIG. 3 is a rear elevational view thereof;
 FIG. 4 is a right rear perspective view thereof;
 FIG. 5 is a top plan view thereof; and,
 FIG. 6 is a bottom plan view thereof.
 In FIGS. 1-6, the broken lines represent the portions of the guitar body, which form no part of the claimed design.

1 Claim, 6 Drawing Sheets



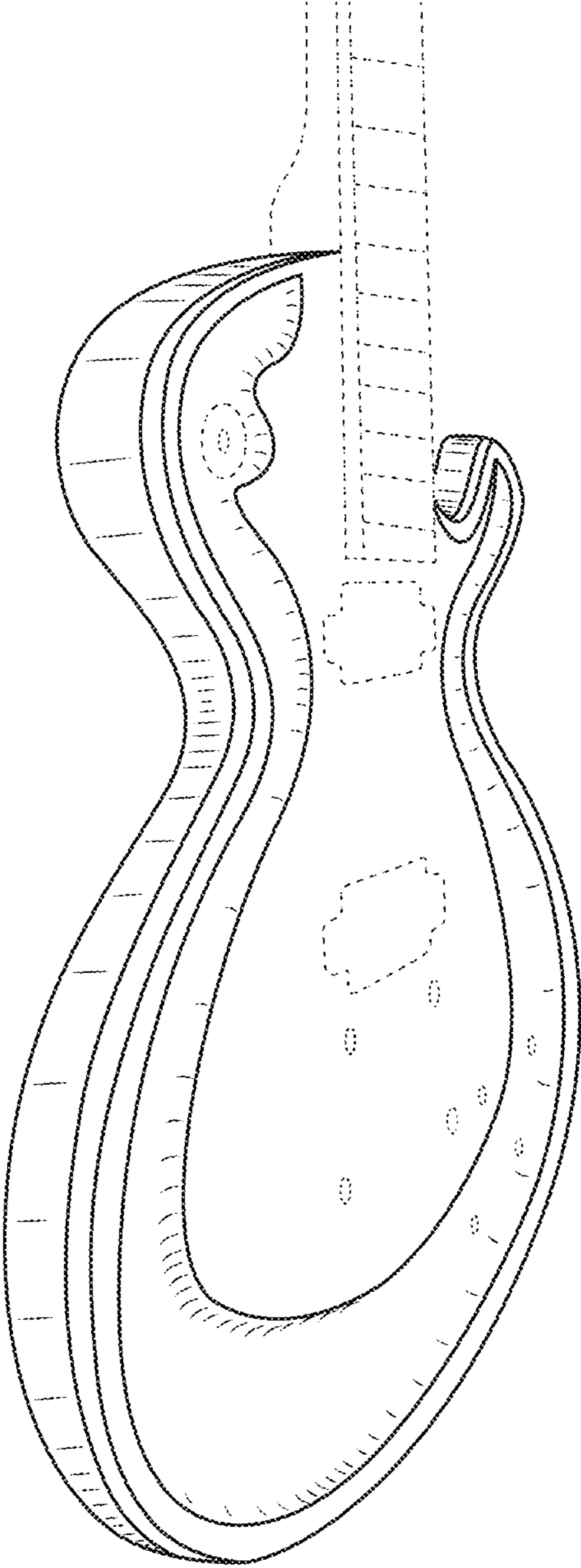


FIG. 1

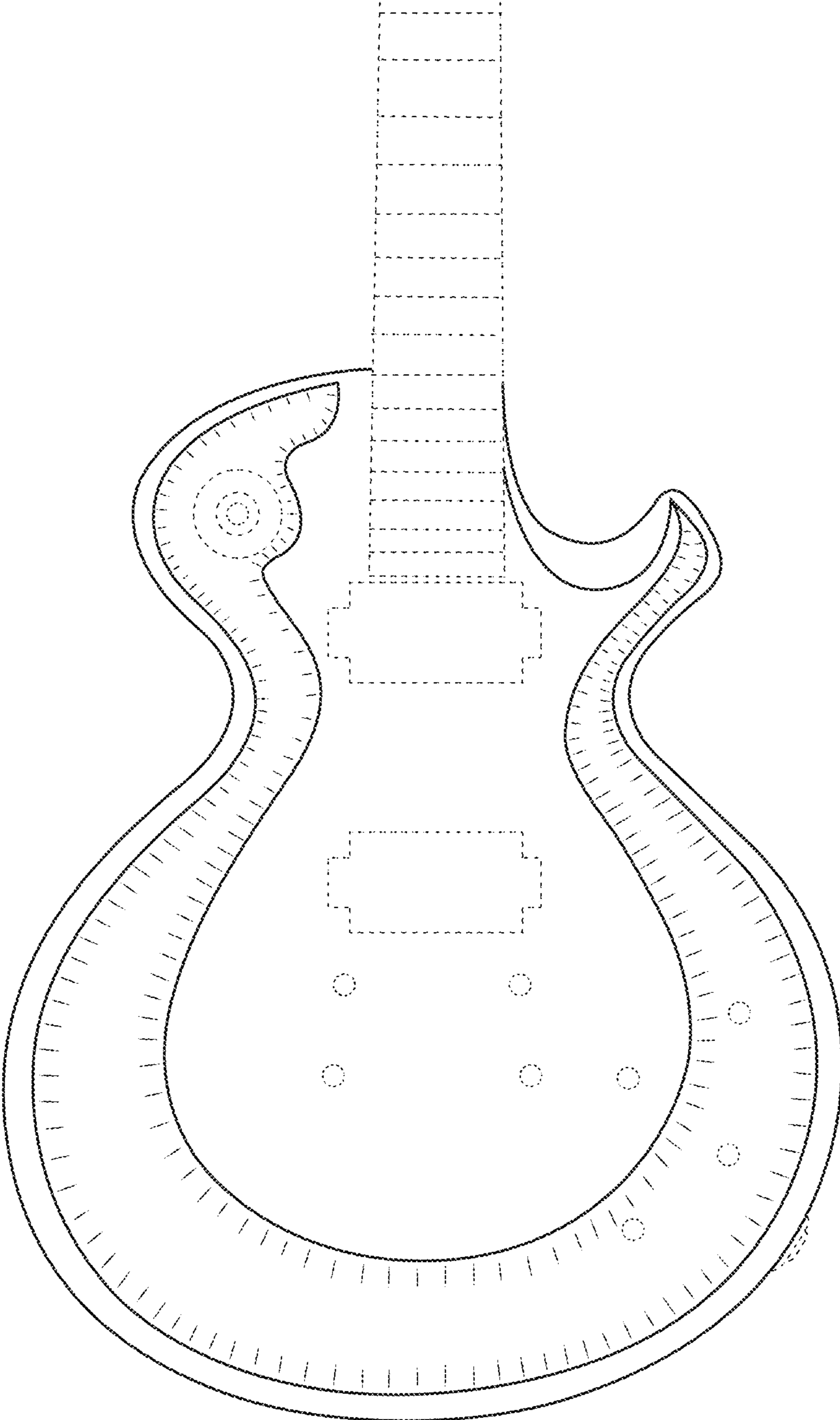


FIG. 2

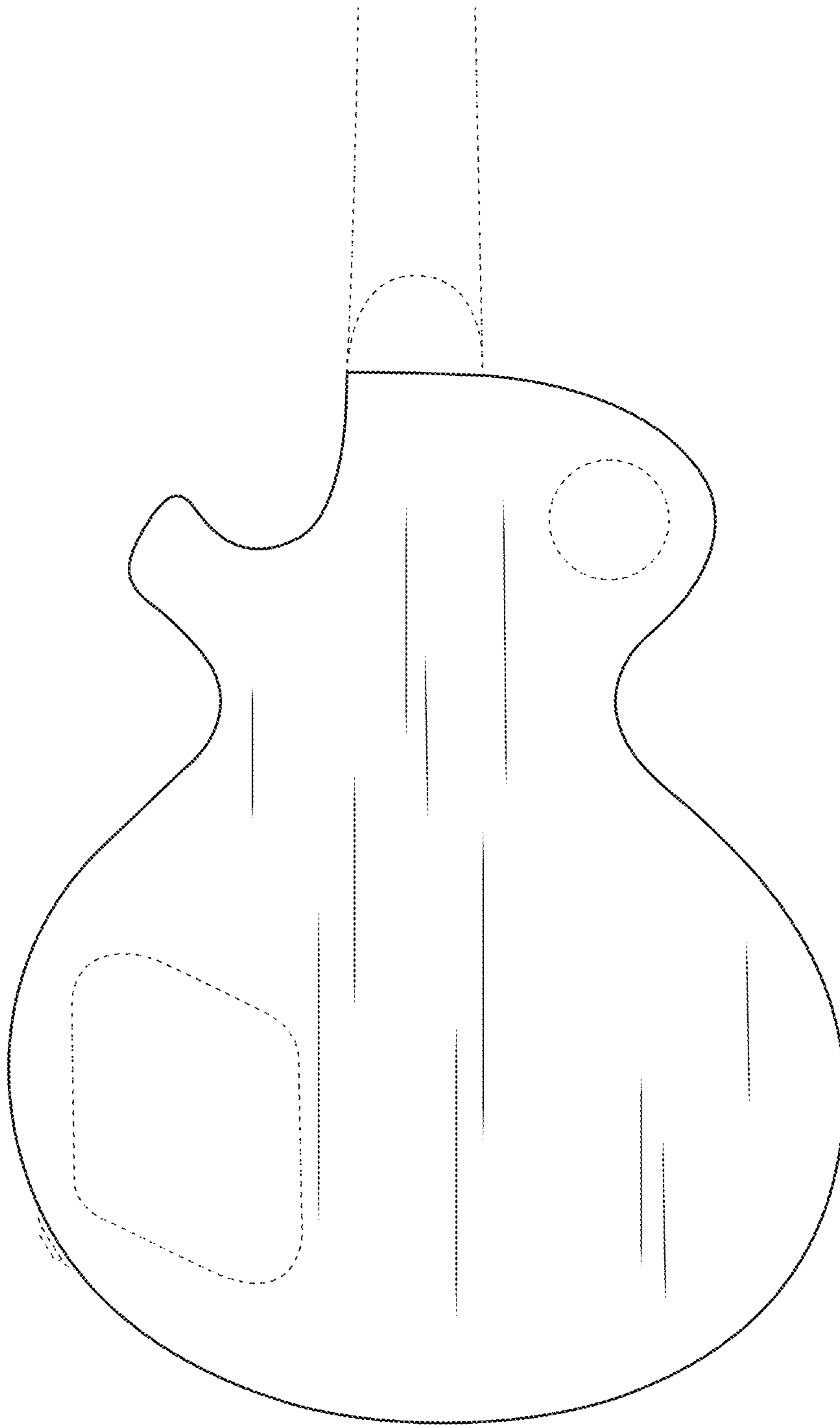


FIG. 3

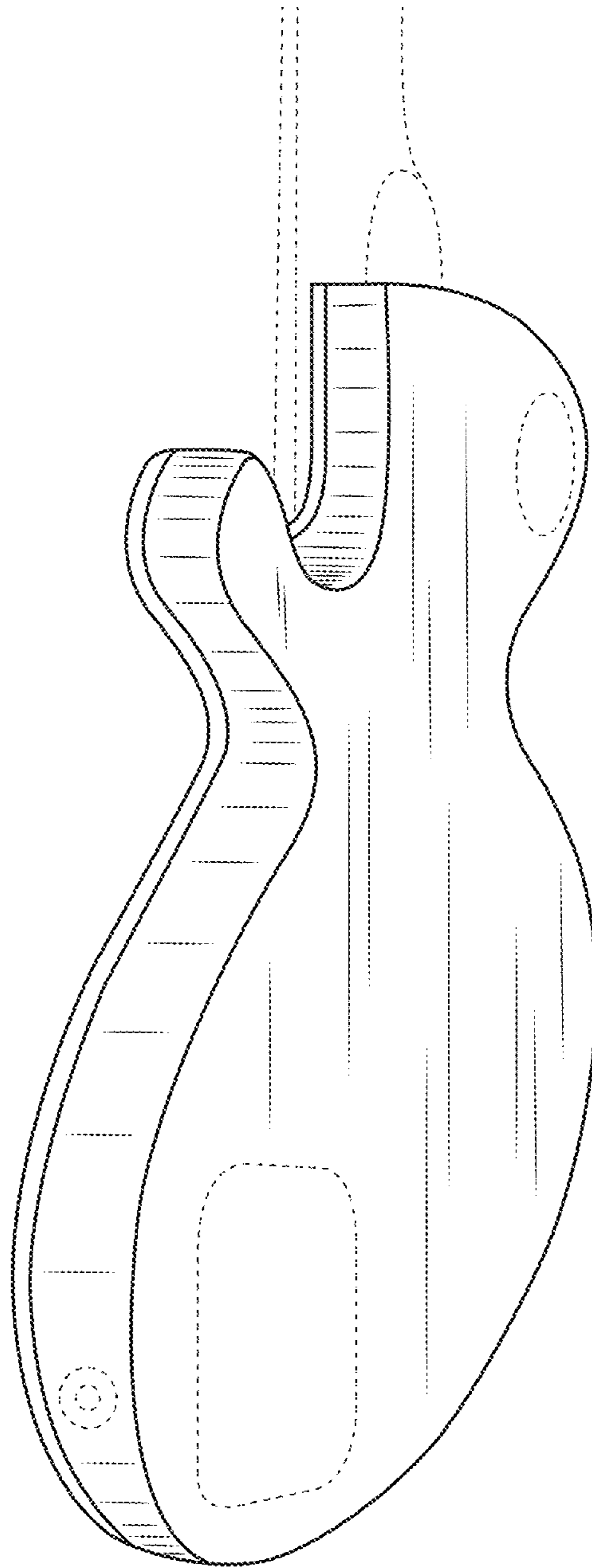


FIG. 4

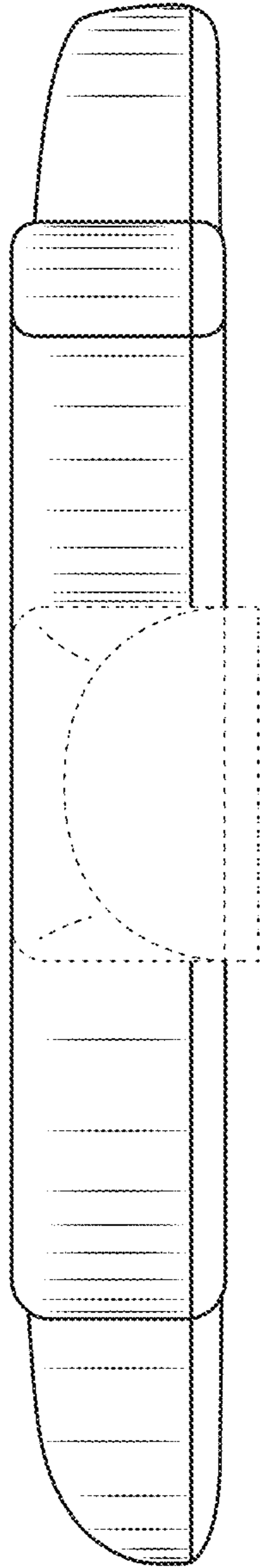


FIG. 5

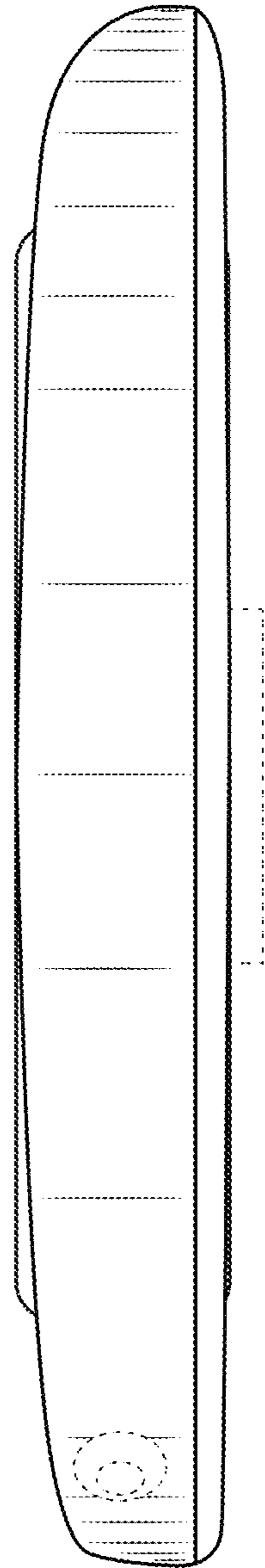


FIG.6