



US00D748713S

(12) **United States Design Patent**  
**Lee et al.**

(10) **Patent No.:** **US D748,713 S**  
(45) **Date of Patent:** **\*\* Feb. 2, 2016**

(54) **CAMERA**

(56) **References Cited**

(71) Applicant: **Samsung Electronics Co., Ltd.**,  
Suwon-si, Gyeonggi-do (KR)

U.S. PATENT DOCUMENTS

(72) Inventors: **Joo-Hyung Lee**, Seoul (KR); **Jörg Tragatschnig**, Zell am See (AT);  
**Eui-Hoon Kim**, Uiwang-si (KR);  
**Byung-Wook Chin**, Seoul (KR)

D411,218	S	*	6/1999	Kumakura	.....	D16/217
D439,922	S	*	4/2001	Kumakura	.....	D16/217
D542,321	S	*	5/2007	Takahashi	.....	D16/202
D633,934	S	*	3/2011	Funakoshi	.....	D16/202
D639,325	S	*	6/2011	Yamauchi	.....	D16/202
D701,550	S	*	3/2014	Umehara	.....	D16/202
D713,869	S	*	9/2014	Kim	.....	D16/202
D720,786	S	*	1/2015	Imamizu	.....	D16/202
D720,787	S	*	1/2015	Tainaka	.....	D16/202
D728,653	S	*	5/2015	Kim	.....	D16/202
D738,419	S	*	9/2015	Lee	.....	D16/202
2014/0063336	A1	*	3/2014	Choi	.....	H04N 5/2252 348/374

(73) Assignee: **SAMUNG ELECTRONICS CO., LTD.**, Suwon-Si, Gyeonggi-Do (KR)

(\*\*) Term: **14 Years**

\* cited by examiner

(21) Appl. No.: **29/491,621**

*Primary Examiner* — Adir Aronovich

*Assistant Examiner* — Ramzi Almatrahi

(22) Filed: **May 22, 2014**

(74) *Attorney, Agent, or Firm* — Ladas & Parry LLP

(30) **Foreign Application Priority Data**

(57) **CLAIM**

The ornamental design for a camera, as shown and described.

Nov. 22, 2013 (KR) ..... 30-2013-0058948

**DESCRIPTION**

(51) **LOC (10) Cl.** ..... **16-05**

FIG. 1 is a perspective view of a camera showing our new design;

(52) **U.S. Cl.**

FIG. 2 is a front view thereof;

USPC ..... **D16/219**

FIG. 3 is a rear view thereof;

(58) **Field of Classification Search**

USPC ..... D16/200, 202–206, 208, 218, 219, 242;  
348/373–376; 396/535, 539–541

FIG. 4 is a left side view thereof;

CPC ..... G03B 15/03; G03B 17/02; G03B 17/04;  
G03B 17/56; G03B 19/04; H04N 5/2251;

FIG. 5 is a right side view thereof;

H04N 5/2252; H04N 5/2253; H04N 5/2254;  
H04N 2101/00

FIG. 6 is a top view thereof; and,

FIG. 7 is a bottom view thereof.

The broken lines are for environmental purposes only and form no part of the claimed design.

See application file for complete search history.

**1 Claim, 4 Drawing Sheets**

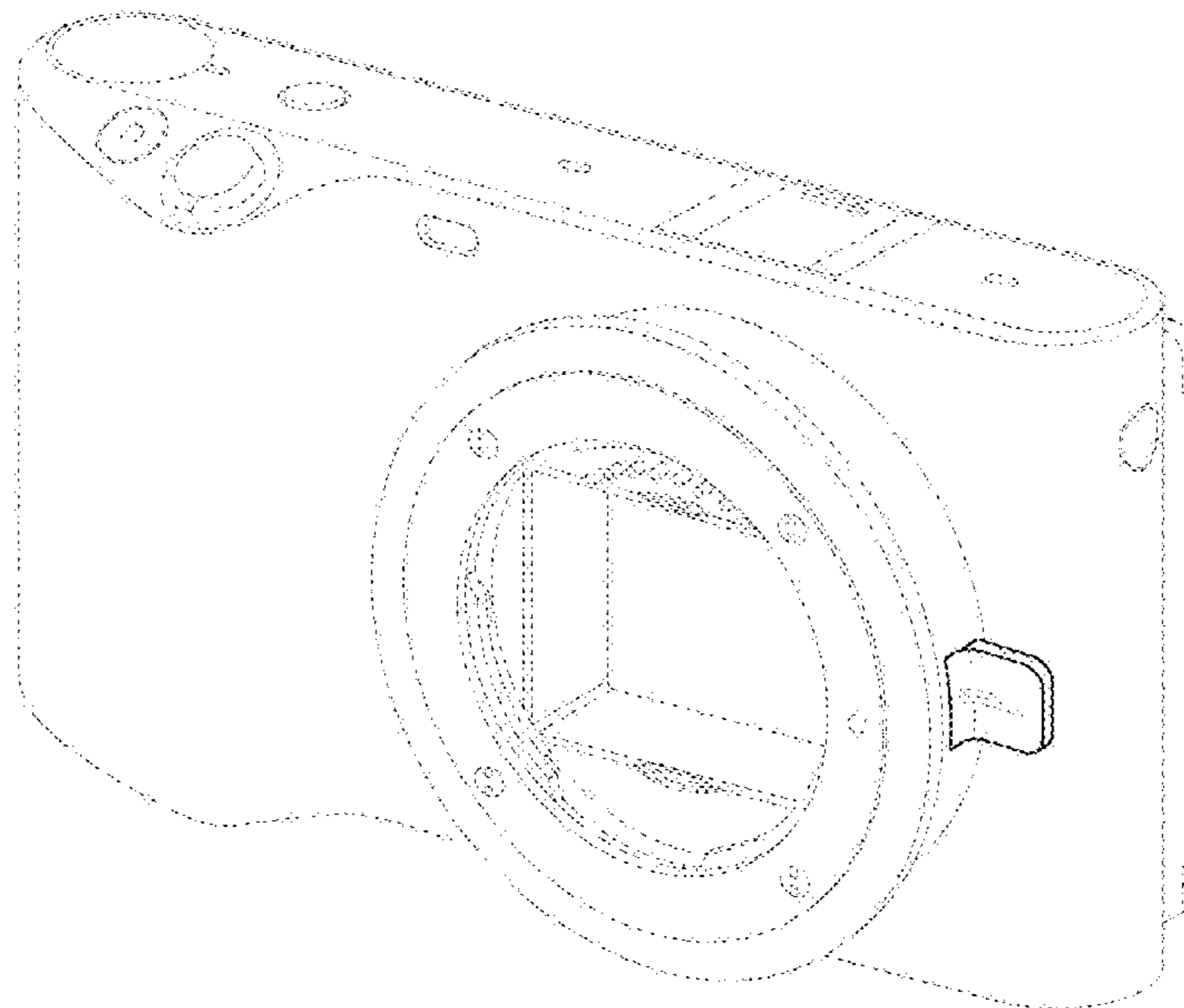


FIG. 1

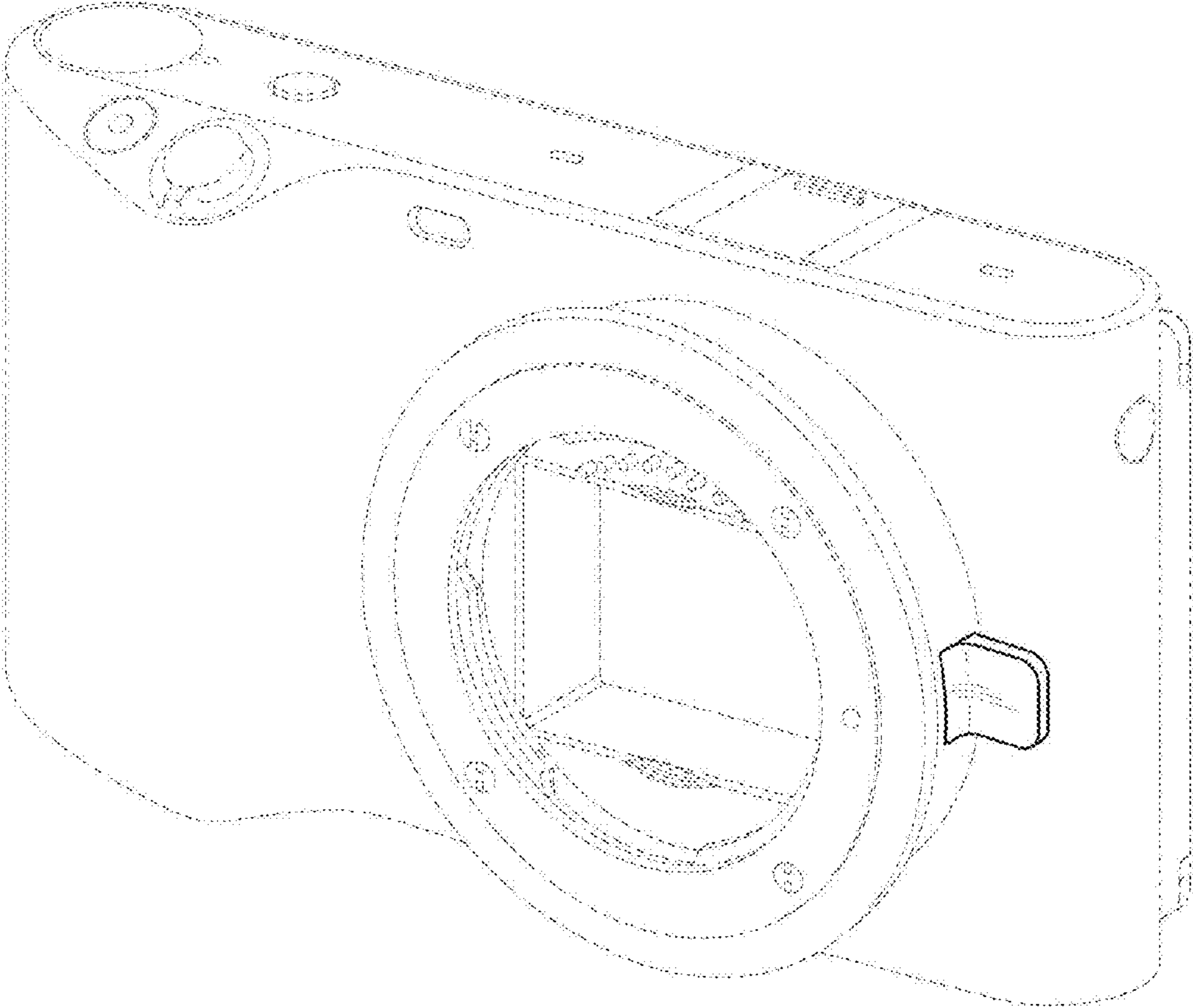


FIG. 2

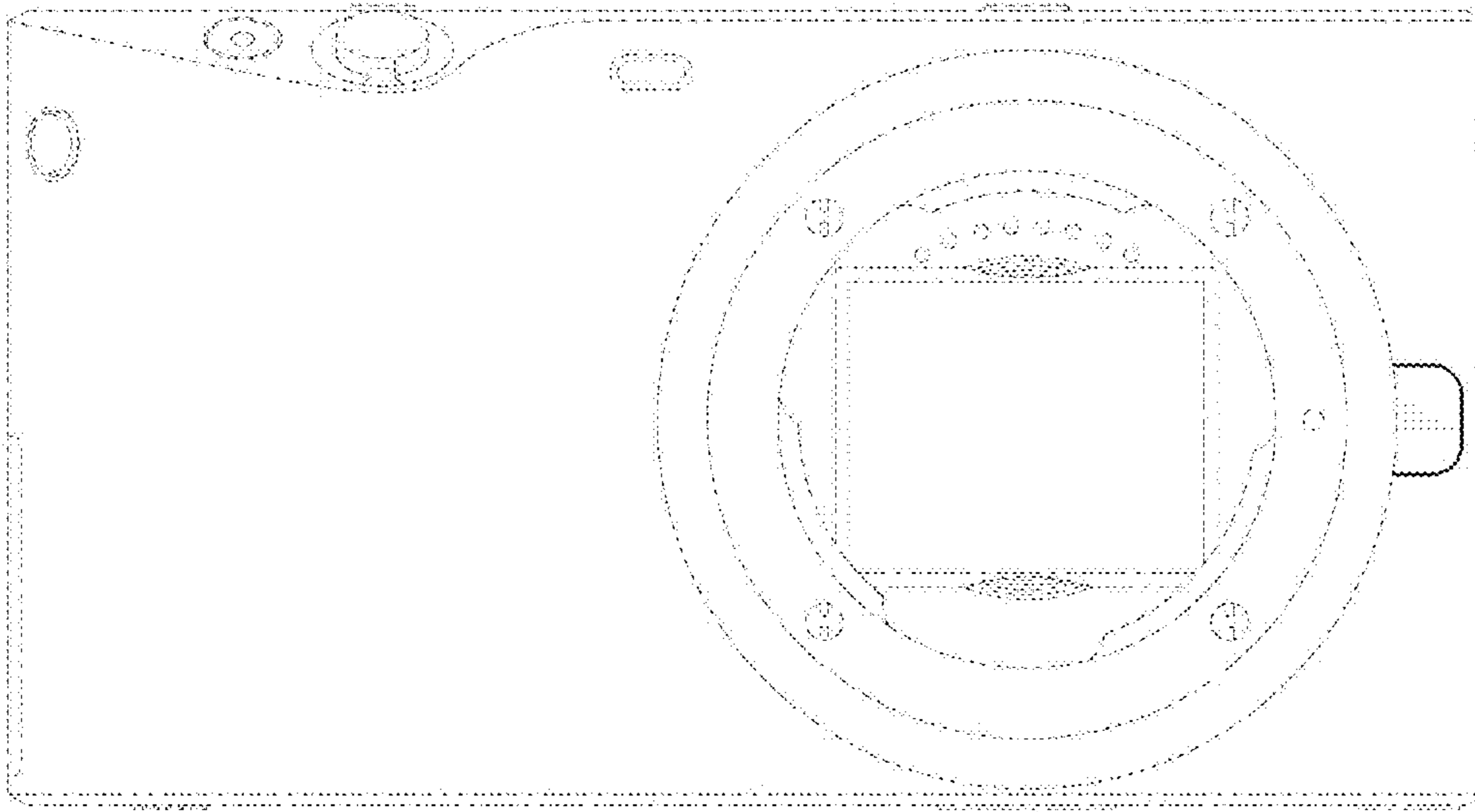


FIG. 3

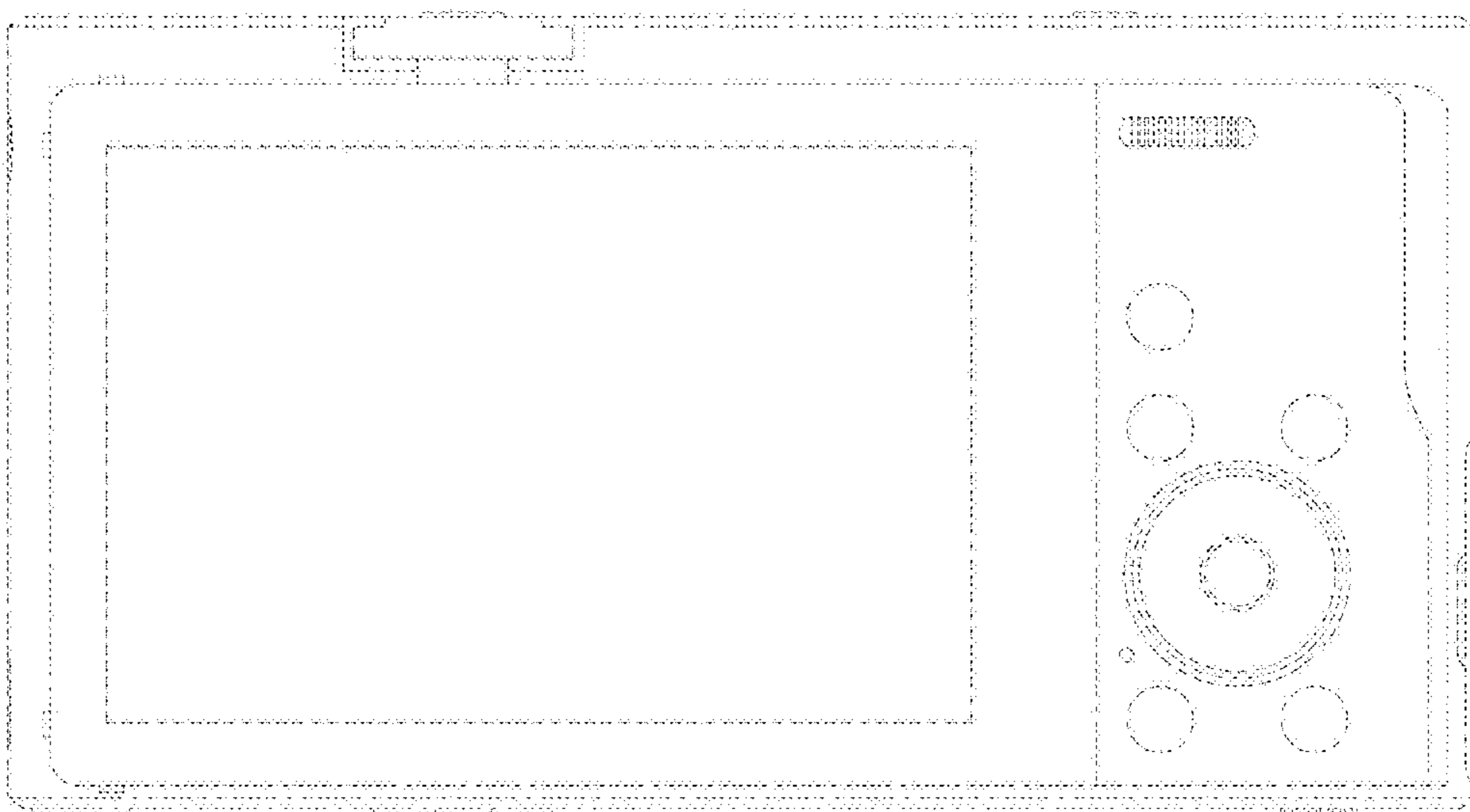


FIG. 4

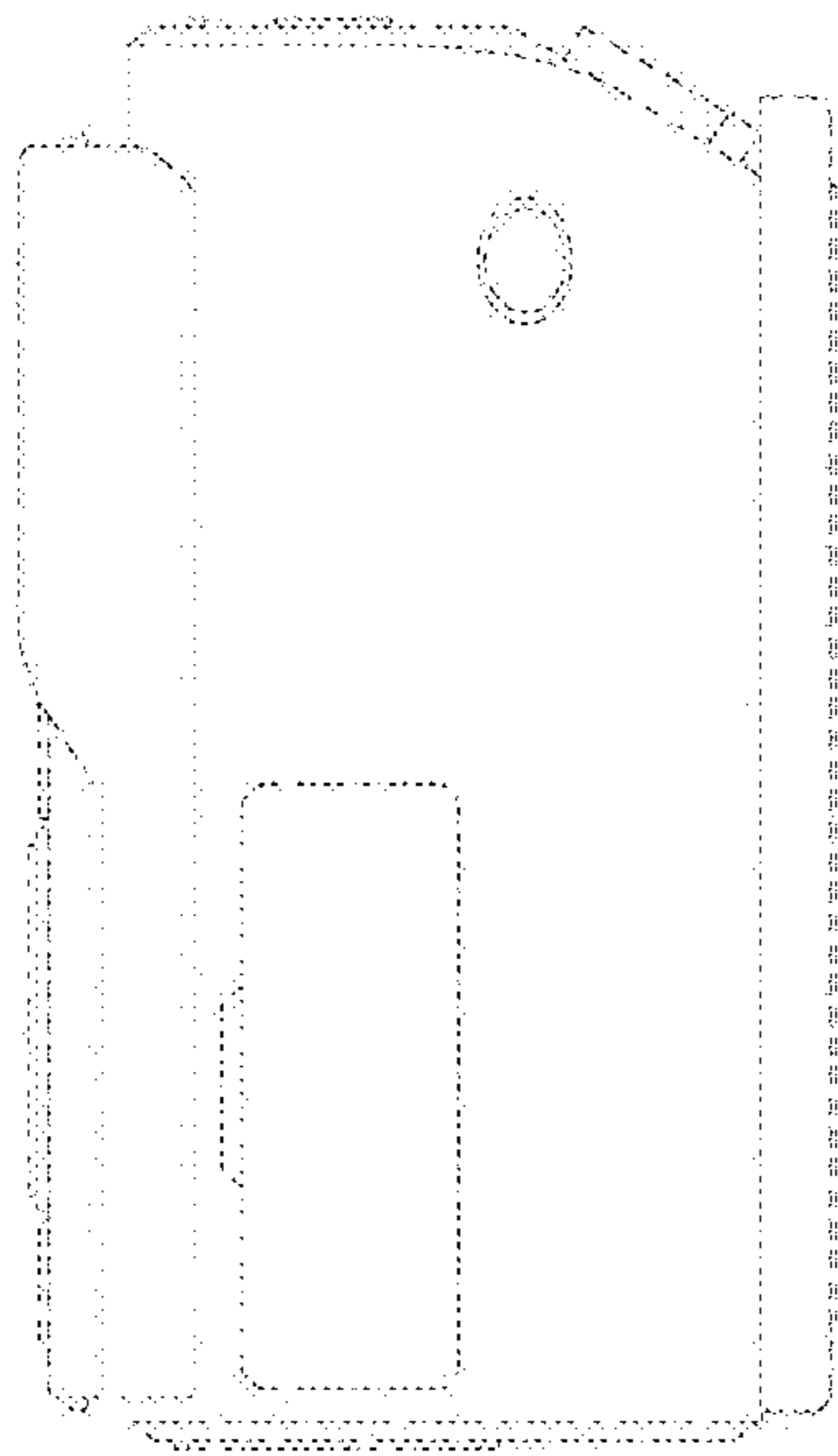


FIG. 5

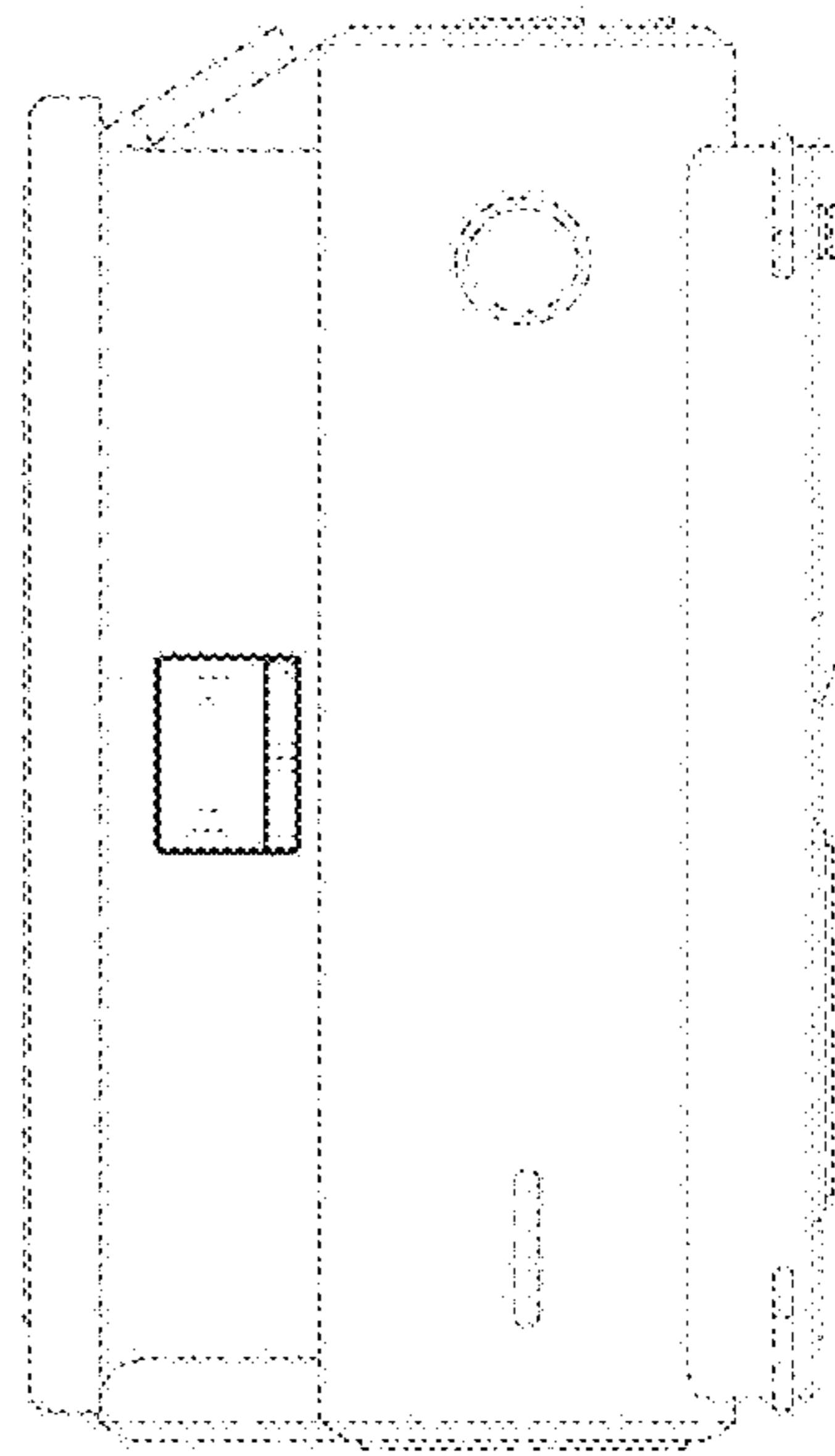


FIG. 6

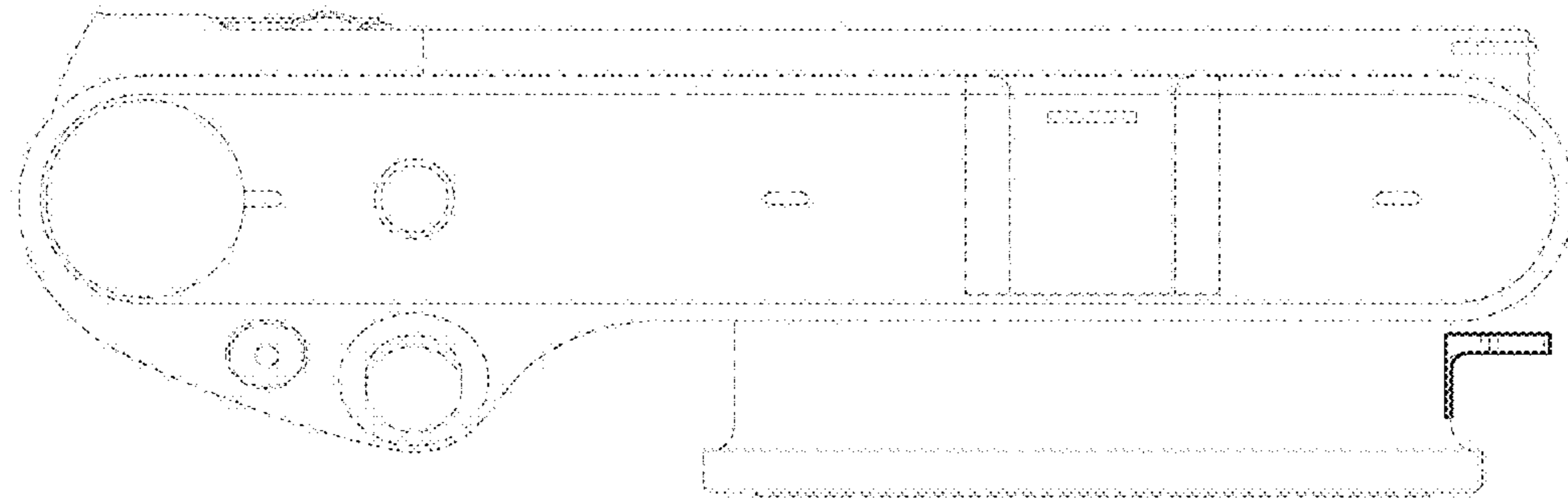


FIG. 7

