



US00D748687S

(12) **United States Design Patent**  
**Crorey**

(10) **Patent No.:** **US D748,687 S**  
(45) **Date of Patent:** **\*\* Feb. 2, 2016**

(54) **FRIENDSHIP BRACELET MAKER**

(71) Applicant: **David J. Crorey**, Clinton Township, MI (US)

(72) Inventor: **David J. Crorey**, Clinton Township, MI (US)

(\*\*) Term: **14 Years**

(21) Appl. No.: **29/470,236**

(22) Filed: **Oct. 18, 2013**

(51) **LOC (10) Cl.** ..... **15-06**

(52) **U.S. Cl.**  
USPC ..... **D15/66**

(58) **Field of Classification Search**  
USPC ..... D15/66, 78; D3/18, 21, 25  
CPC ..... D04B 1/00; D04B 1/02; D04B 1/025;  
D04B 1/06; D04B 1/10; D04B 1/12; D04B 1/22;  
D04B 1/24; D04B 3/00; D04B 3/02; D04B 5/00;  
D04B 31/00; D04B 31/02; D04B 39/00; D03D 29/00;  
D03D 33/00; D03D 41/00; D03D 47/00  
See application file for complete search history.

(56) **References Cited**

**U.S. PATENT DOCUMENTS**

758,376 A	4/1904	Mees
2,043,082 A	6/1936	Wallach
2,072,668 A	3/1937	Eltgroth
D134,208 S	10/1942	McCrary
D142,530 S	10/1945	Rosenblatt
2,601,222 A	6/1952	Wehrli
D204,442 S	4/1966	Brawley, Jr.

3,545,069 A	12/1970	Krieger	
3,650,010 A	3/1972	Powell, Jr.	
3,708,862 A	1/1973	Powell, Jr.	
3,800,372 A	4/1974	Daoust	
D238,812 S	2/1976	Fioretti	
D257,257 S	10/1980	McArthur	
6,719,013 B1	4/2004	D'Estais	
7,147,008 B2	12/2006	Saylor	
D563,997 S	3/2008	Gustin	
D619,150 S *	7/2010	Crorey	D15/78
D626,574 S *	11/2010	Crorey	D15/78
D656,524 S *	3/2012	Karwowicz	D15/78
D667,468 S *	9/2012	Crorey	D15/78

\* cited by examiner

*Primary Examiner* — Daniel Bui

*Assistant Examiner* — Khawaja Anwar

(74) *Attorney, Agent, or Firm* — Young Basile

(57) **CLAIM**

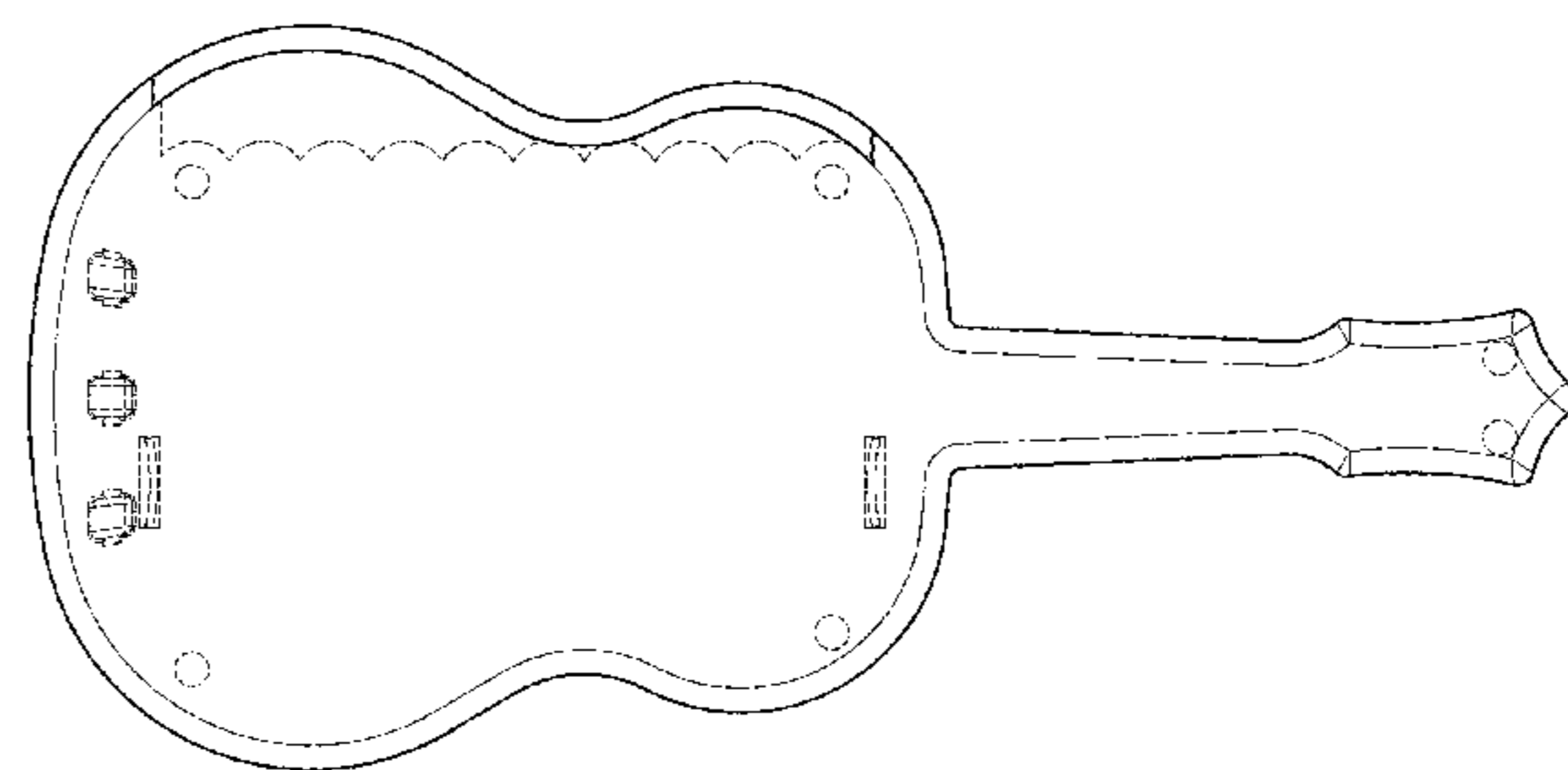
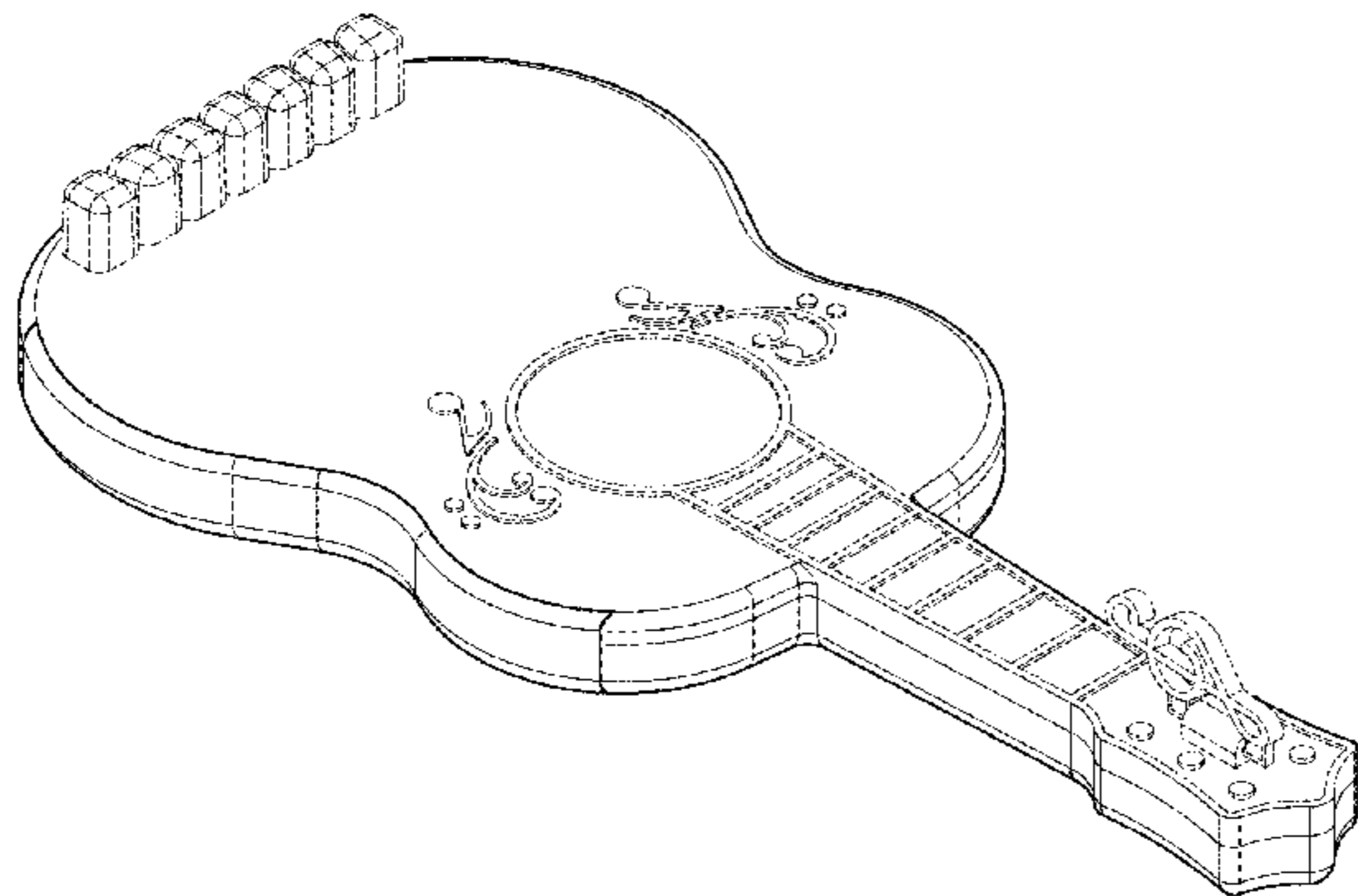
The ornamental design for a friendship bracelet maker, as shown and described.

**DESCRIPTION**

FIG. 1 is a perspective view of a friendship bracelet maker showing my new design; FIG. 2 is a top plan view thereof; FIG. 3 is a right-side view thereof; FIG. 4 is a left-side view thereof; FIG. 5 is a front view thereof; FIG. 6 is a rear view thereof; and, FIG. 7 is a bottom view thereof.

The broken lines in the figure drawings represents unclaimed environment only and forms no part of the claimed design.

**1 Claim, 3 Drawing Sheets**



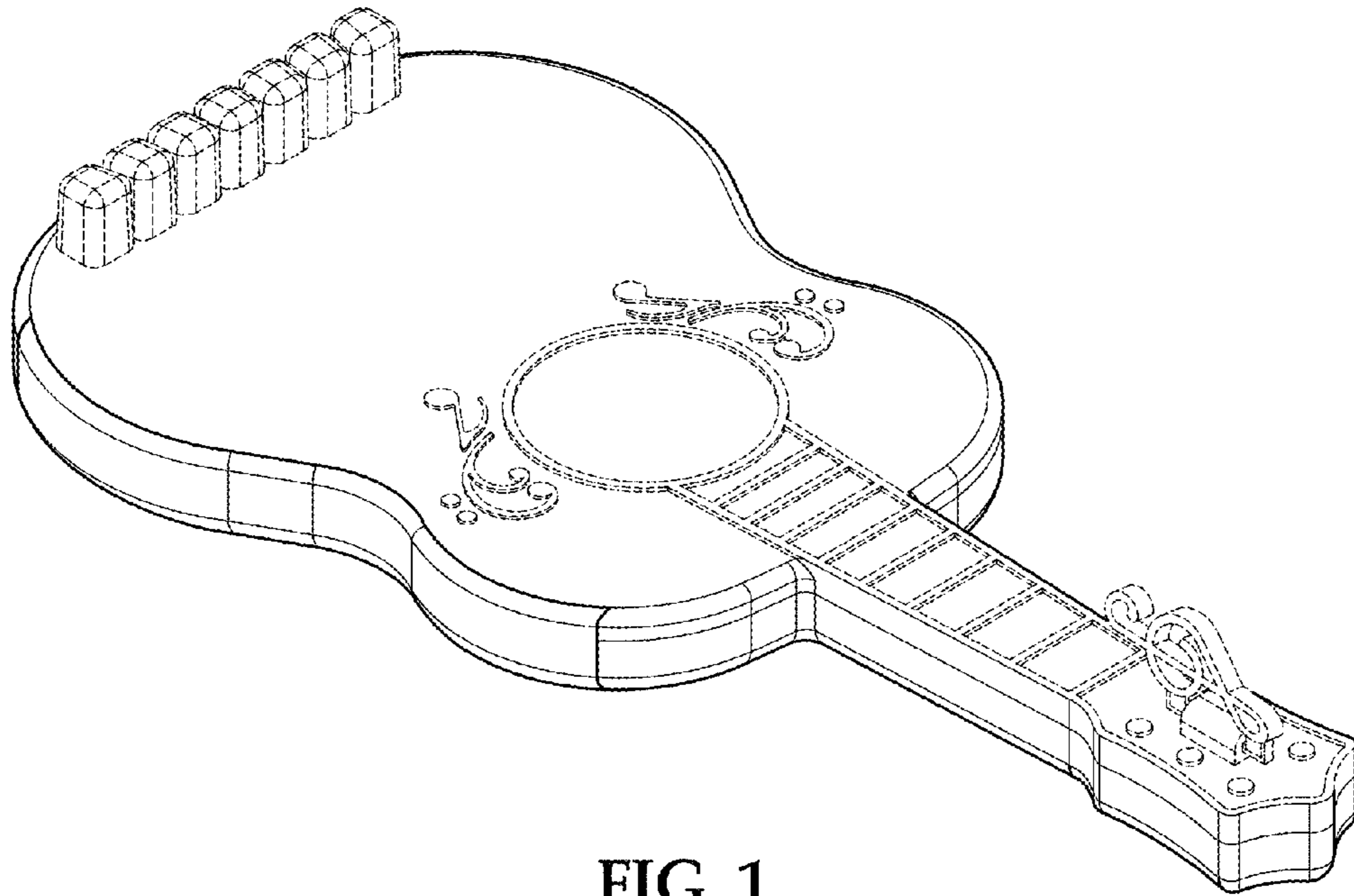


FIG. 1




FIG. 2

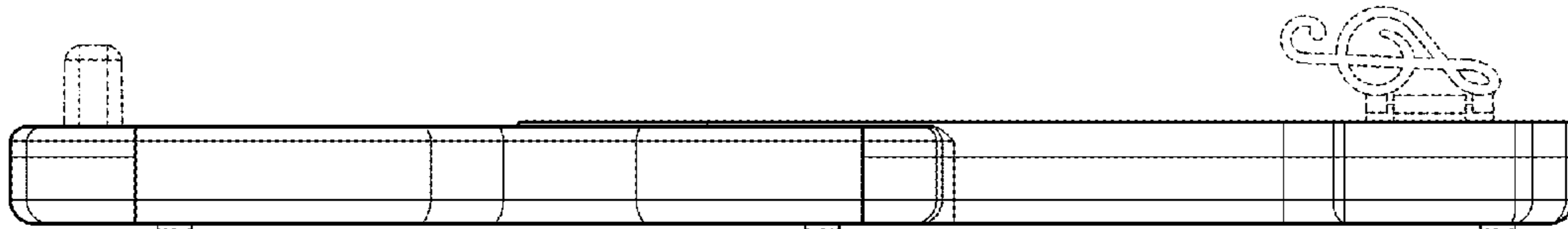


FIG. 3




FIG. 4

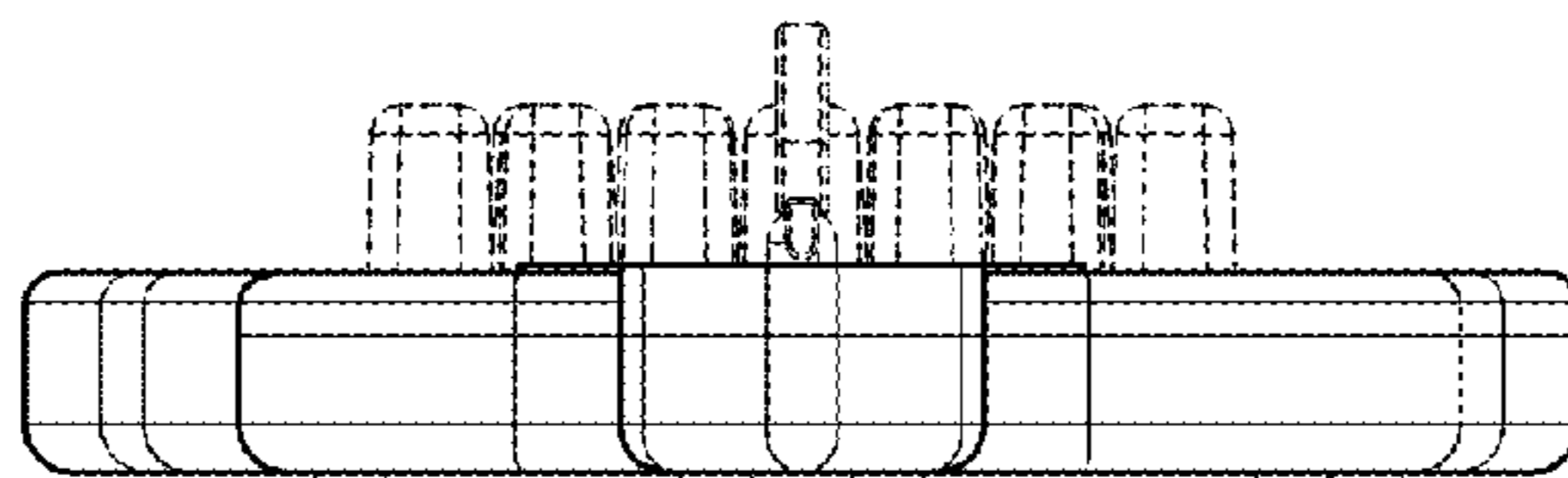


FIG. 5

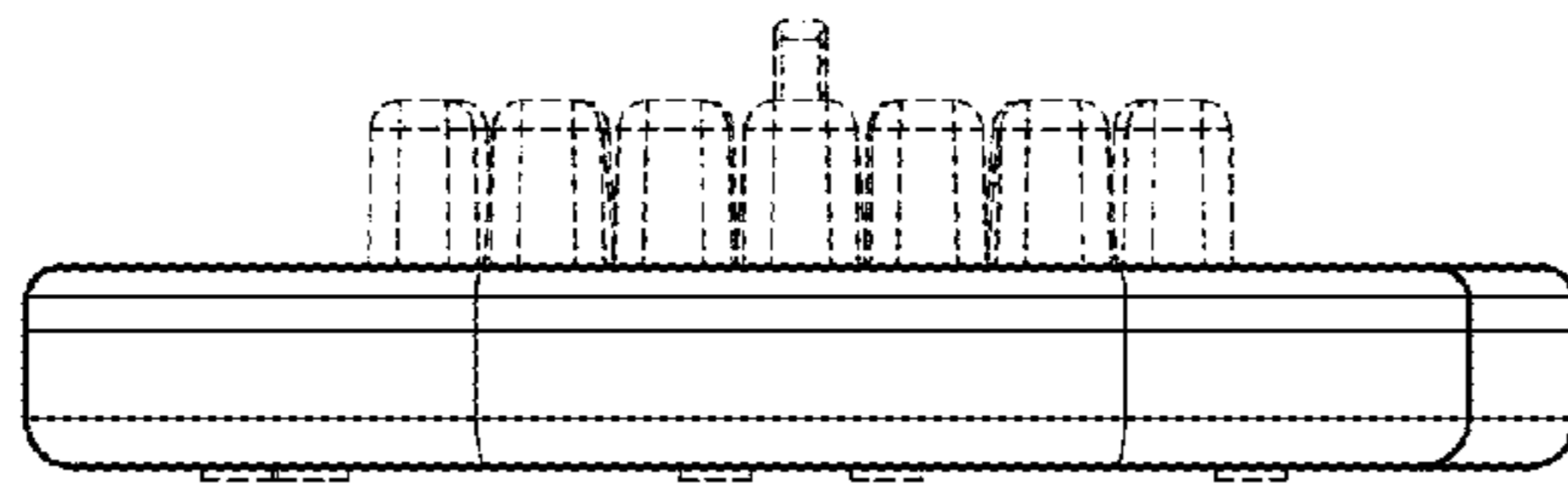


FIG. 6

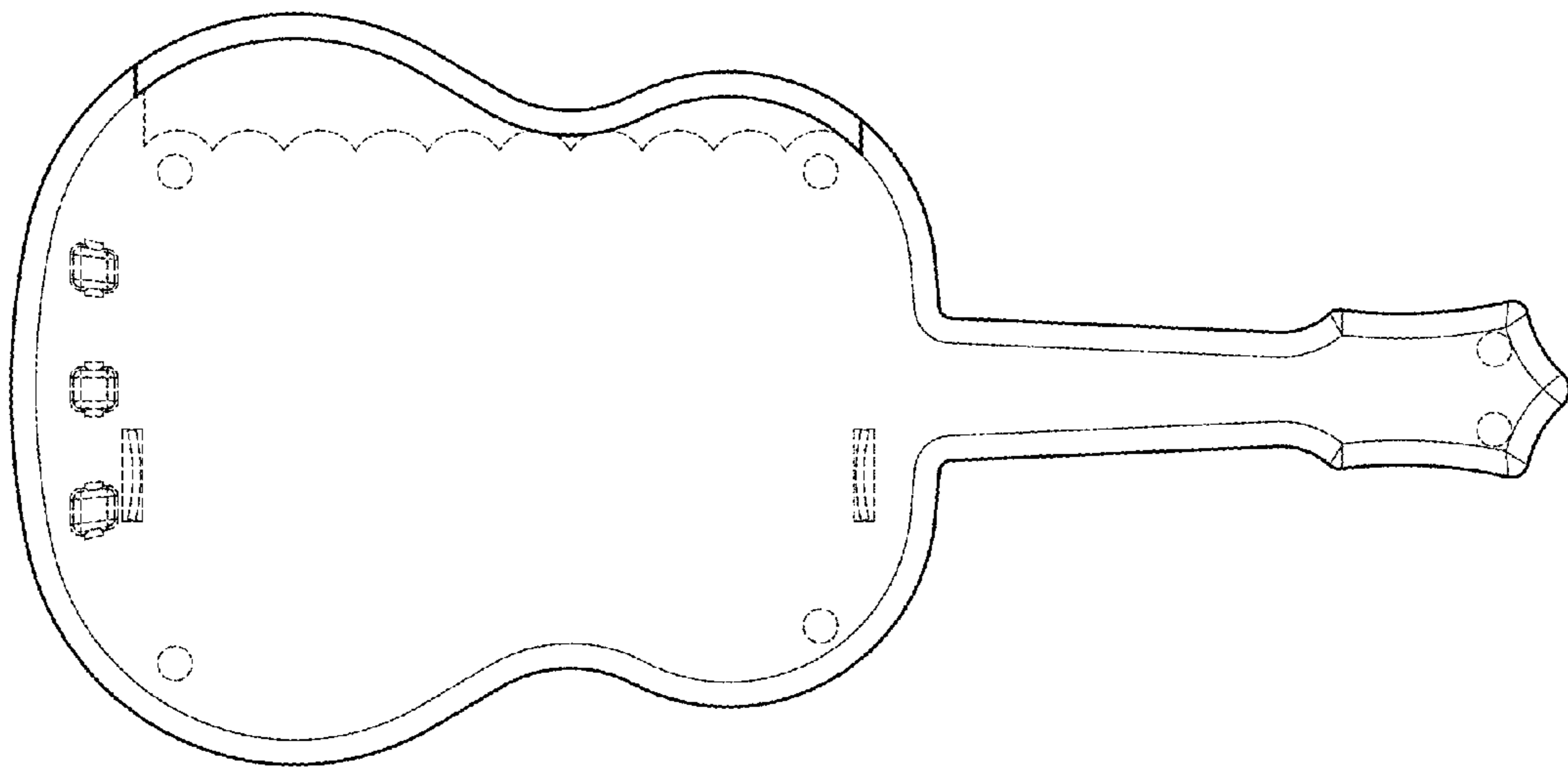


FIG. 7